

PS - Project costs - Troubleshooting

! From March 2019, some users of the application **PS - Project System (WBP)** were not able to refresh their personal workbook created with the core queries **BW_QRY_MPR_PS014_00xx** Projects costs & Cash out

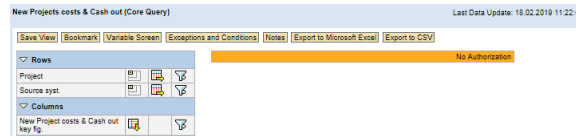
They can find below the description of the problem and a procedure to solve it.

Enter the GBU in the prompt

Problem

When the workbook is refreshed, there is a message:

"No Authorization"

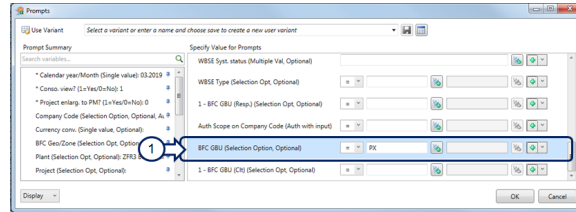


Solution



Open the [prompt](#)

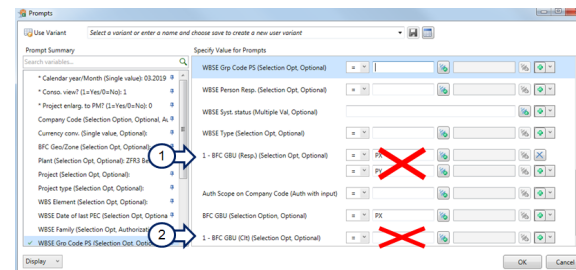
1. Enter the GBU you have access in the field "BFC GBU (Selection Option, Optional)"



Note - Use the right field

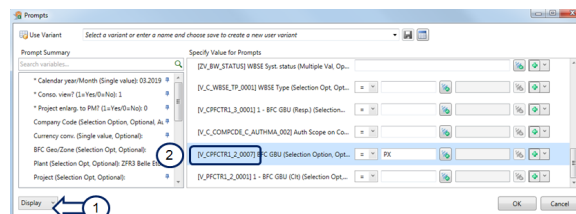
To avoid any authorization conflict, it is recommended to clear other fields that can be used to filter a GBU:

1. "1 - BFC GBU (Resp.) (Selection Opt, Optional)"
2. "1 - BFC GBU (Clt) (Selection Opt. Optional)"



Note - Technical name

In case of doubt you can click (1) "Display" then "Show technical names". The technical name of the field to be used to enter the GBU is (2) "V_CPFCTR1_2_0007"

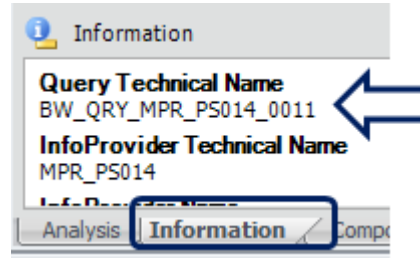


Frequently Asked Questions



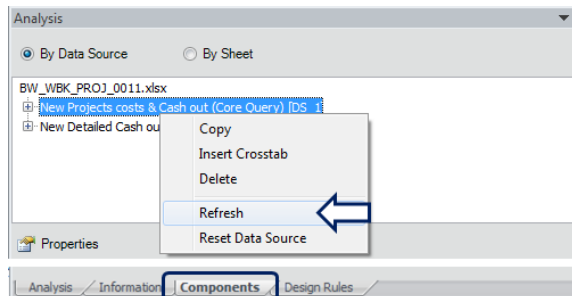
How do I know my workbook is based on a query **BW_QRY_MPR_PS014_00xx** ?

Go to [the design panel](#) and open the tab "Information". In the pane "Information", you will see the name of the query you are using.



What can I do if I do not see the field "BFC GBU" in the prompt of my workbook ?

Go to [the design panel](#) and open the tab "Components". In the pane "Analysis", right click on the data source and click "refresh" as below:



What can I do if after having followed the procedure, my workbook is not fixed ?

If you have followed the procedure and there is still no data in your workbook, you may contact the [Contact SBS Support](#) .