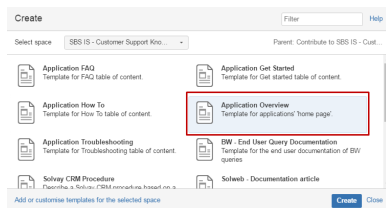


# Create the page "Application Overview"

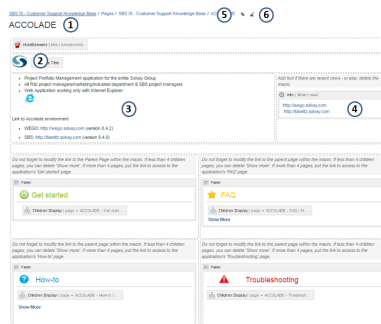
## Create the page "Application Overview"

Go to the home page of the space [Syensqo IS - Customer Support](#) and [Create a page](#)

Choose the template  **Application Overview**  
Template for applications' 'home page'.




A new page with the standard template is created



1. Enter the title of the page = "name of the application"
2. Insert the logo of the application when it exists
3. Enter a short description of the application
4. Enter relevant news or delete the macro
5. Click the icon and add a **Labels** = "name of the application"

6. Click the icon  to [Set Page Restriction](#) until the page is published

 Don't forget to remove restriction when applicable

Save your page

Next: [Create the page "Application Get Started"](#)