

# Create the page "Application How-to"

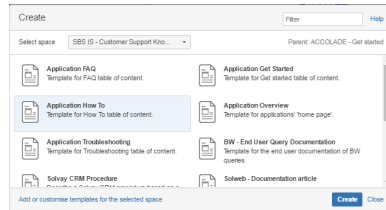
## Create the page "Application How-to"

Go to the home page of your application and [Create a page](#)

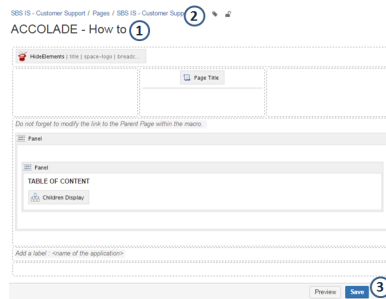



Application How To  
Template for How To table of content.

Choose the template



A new page with the standard template is created



1. Enter the title of the page = "name of the application - How to"
2. Click the icon  and add the labels = "name of the application"

accolade × how\_to ×

3. Save your page



Next: [Create the page "Application Troubleshooting"](#)