
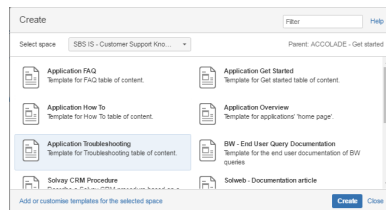


# Create the page "Application Troubleshooting"

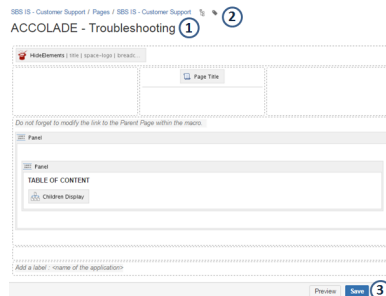
## Create the page "Application Troubleshooting"

Go to the home page of your application and [Create a page](#)


Choose the template  **Application Troubleshooting**  
Template for Troubleshooting table of content.

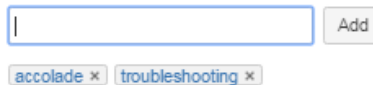



A new page with the standard template is created



1. Enter the title of the page = "name of the application - How to"

2. Click the icon  and add the labels = "name of the application"



3. Save your page 

Next: [Create and maintain the documentation of an application](#)