





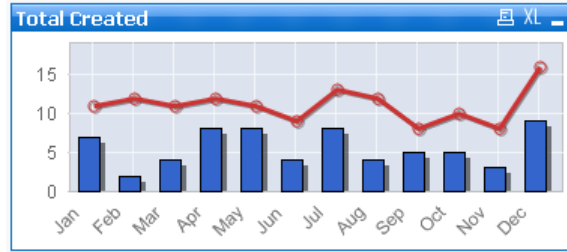
QlikView - Printing and Exporting

Via the chart caption bar icons

Chart Toolbar

The print, export, search... options in the chart toolbar are not always active. That depends on the design of the dashboard.

- To print, click 
- To **export data to excel**, click 
- To maximize, double-click on minimized icon to launch 
- To minimize, double-click 



Via right click on the chart

- To export as image, right-click on the chart / object and select **"Copy to Clipboard > Image"**
- To export the data into excel, right click on the chart / object and select "Export to Excel"

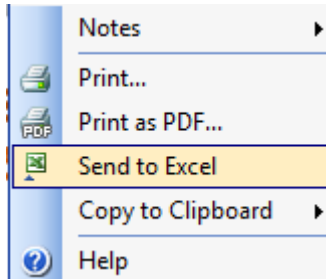
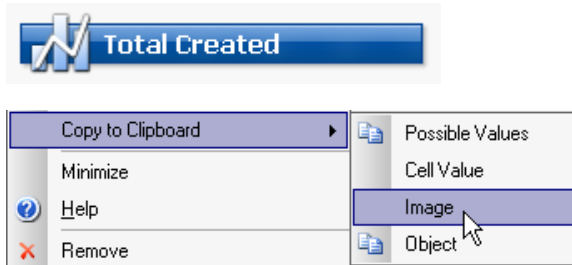


Chart export to excel

Note that if you export to Excel a chart, it will **export the underlying data** into an excel table. Not as an excel chart.