



QlikView - Navigation

Drill-down & Cycle Buttons

If available, click on the cycle icon  to display other dimensions, or drill-down button  to the next variable in the chart.

# of Customers (Cycle)	
Line Desc 1	# of Customers
	86
American Sliced Ham	1
BBB Best Canola Oil	1
BBB Best French Roast C...	1
Better Canned Tomatos	1

# of Customers (Drilldown)	
Year	# of Customers
	86
2006	83
2007	78

Change columns order

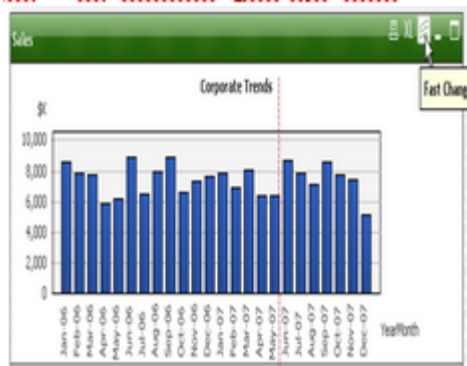
In most tables (straight or pivot) you can change the order of the columns

1. Click and drag: Blue arrow appears
2. Place the pointer where you want and release the click
3. The columns are switched

Month	Product	Company	Spends in MEUR
			27 033 963 178
Jan 2012	2-ETHYL HEXYL AMINE (JCB)	7424 - Solvay USA Inc.	18 598
Jan 2012	4,4'-BISPHENOL	5782 - SOLVAY SPOL US	1 002 394
Jan 2012	4,4'-DIFLUOROBEN...	5955 - SOLVAY SPECIALIT IN	137 688
Jan 2012	5(SODIO SULPHO) ISOP...	7424 - Solvay USA Inc.	89 917
Jan 2012	ACETIC ACID	0240 - SOLVAY INTEROX (GB)	836
Jan 2012	ACETIC ACID	0294 - SOLVAY CHEME (NL)	139 765
Jan 2012	ACETIC ACID	0366 - SOLVAY PEROXYTHAI	16 604
Jan 2012	ACETIC ACID	5782 - SOLVAY SPOL US	7 836
Jan 2012	ACETIC ACID	7424 - Solvay USA Inc.	47 541
Jan 2012	ACETIC ACID	7523 - Rhodia Poliamida Esp L...	218 798
Jan 2012	ACETIC ACID	7525 - Solvay Chemicals Kore...	1 275
Jan 2012	ACETIC ACID	ZFR3 - Rhodia Opérations	5 713
Jan 2012	ACETIC ANHYDRIDE	6068 - Rhodia UK Limited	105 128
Jan 2012	ACETONE	0001 - SOLVAY (SCH)	398

Chart-switch (Fast Change)

If available, you will be able to see the "Fast Change" icon, located at right top corner of the chart. Click the icon to switch between charts.



Line view



Date view

YearMonth	Sales
Total	\$178,200,456
Jan-06	\$8,590,805
Feb-06	\$7,810,494
Mar-06	\$7,791,130
Apr-06	\$5,891,450
May-06	\$6,180,398
Jun-06	\$8,893,106
Jul-06	\$6,434,859
Aug-06	\$7,954,992
Sep-06	\$8,859,310