

# Fixed costs

## Fixed costs




[ [In Business Warehouse \(WBP\)](#) ] [ [In SAP](#) ] [ [In QlikSense](#) ]

### In Business Warehouse (WBP)

👍 It is recommended to use the workbook BW\_WBK\_OSC\_0001 - ONE SOLVAY - Cost center Analysis.

But there are other workbooks available in BW.

#### GBU Fixed Costs

	Workbooks	Name	Description	Documentation	View (click to enlarge)
👍	BW_WBK_OSC_0001	ONE SOLVAY - Cost center Analysis	<p>The report gives the detail of all cost centers CBS &amp; GBU but it can also be used to report costs in orders &amp; WBS.</p> <ul style="list-style-type: none"> <li>• Cost elements and cost elements hierarchy (<a href="#">ZSOLV</a>)</li> <li>• Cost centers and cost centers hierarchy (<a href="#">ZCBS</a>)</li> <li>• 52 characteristics</li> </ul>	<a href="#">FC - Create a fixed costs report</a>	
	BW_WBK_FC_0001	FC-End month - P&L reconciliation COPA (Core Query)	<p>The report gives the detail of cost centers included in the group ENTRP in <a href="#">ZCBS hierarchy</a> and the corresponding amount assessed in COPA with:</p> <ul style="list-style-type: none"> <li>• Cost elements and cost elements hierarchy (<a href="#">ZSOLV</a>)</li> <li>• Cost centers and cost centers hierarchy (<a href="#">ZCBS</a>)</li> <li>• 52 characteristics</li> </ul>	<a href="#">FC - Create a fixed costs report</a>	
	BW_WBK_FC_0003	FC - Cost center master data (Core Workbook)	<p>The report is used to display all cost centers master data including:</p> <ul style="list-style-type: none"> <li>• Basic data maintained in <a href="#">KS03 - Display cost center</a></li> <li>• Responsible maintained in <a href="#">SRM7</a></li> <li>• <a href="#">ZCBS</a> hierarchy</li> <li>• GBU from <a href="#">profit center in WP1</a> or <a href="#">business area in PF1</a></li> <li>• Responsible plant from <a href="#">department of profit center</a></li> </ul>	<a href="#">FC - Cost centers master data</a>	
	BW_WBK_FC_0006	FC-End month - P&L select - P&L Impact (Core Query)	<p>The report is used when working with cost centers shared with other GBUs.</p>	<a href="#">FC - Fixed costs report - P&amp;L impact</a>	

BW_WBK_FC_0007	FC-End month - P&L select - Monthly P&L Impact (Core Query)	It is the same report as the workbook BW_WBK_FC_0006 but the exchange conversion is done with the BFC method explained <a href="#">here</a> .
----------------	---	---

**Corporate Business Services**

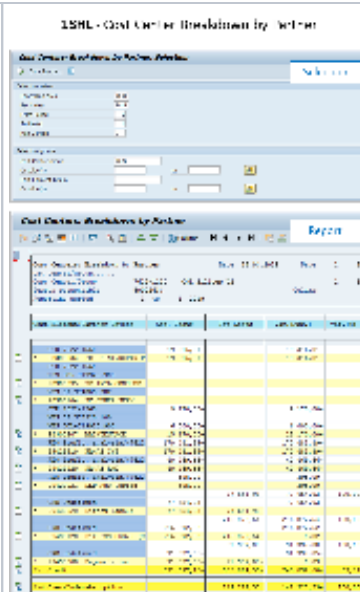
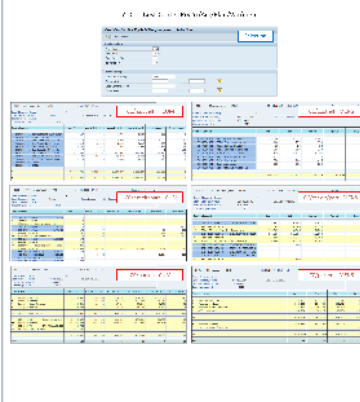
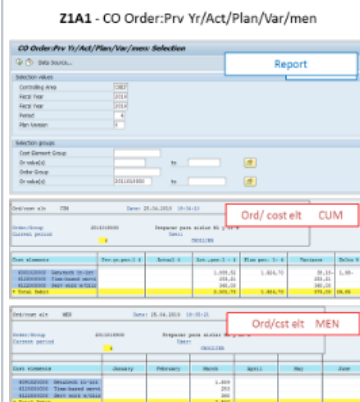
Query	Name	Description	Documentation	View (click to enlarge)
BW_WBK_CBS_0001	CBS Functions - End of Month Analysis	Cost centers report for a <b>selected period</b> <ul style="list-style-type: none"> <li>By controlling area</li> <li>In local currency</li> </ul>	<a href="#">CBS - Function costs</a>	

**In SAP**

In SAP (WP1 and PF1), the detail of cost centers & orders can be displayed using the transaction GR55.

You can find below the list of main reports available in each ERP with a short description. They are available in **real time** in **local currency** & by **controlling area**

t-code	Report	Name	PF1	WP1	Description	View (click to enlarge)
👍 GR55	1SIP	Cost Centers: Actual/Plan/Variance => t-code S_ALR_87013611 - Cost Centers: Actual/Plan/Variance: Selection	✔️	✔️	Cost centers report for a <b>selected period</b> <ul style="list-style-type: none"> <li>By controlling area</li> <li>In local currency</li> </ul>	
GR55	ZR01	Cost Centers: Cost per month	❌	✔️	Cost centers report by <b>month</b> <ul style="list-style-type: none"> <li>By controlling area</li> <li>In local currency</li> </ul>	

GR55	1SHL	Cost Center Breakdown by Partner => t-code S_ALR_87013615 - Breakdown by Partner	✓	✓	Cost centers report for a selected period <ul style="list-style-type: none"> <li>By controlling area</li> <li>In local currency</li> </ul> <b>With partner object</b> (cost center / order / WBS)	
GR55	Z1C1	Cost Center:Prv Yr/Act/Plan/Var/men	✓	✗	Cost centers reports by month in local currency: <b>Actual Y-1 vs Actual Y</b> <ul style="list-style-type: none"> <li>CC/ cost elt CUM: cost element</li> <li>CC/cst elt/part CUM: cost element &amp; partner object</li> <li>CC/parten CUM: partner object</li> </ul> <b>By month</b> <ul style="list-style-type: none"> <li>CC/ cost elt MENS: cost element</li> <li>CC/cst elt/part MENS: cost element &amp; partner object</li> <li>CC/parten MENS: partner object</li> </ul>	
GR55	Z1A1	CO Order:Prv Yr/Act/Plan/Var/men	✓	✗	Orders reports in local currency: <ul style="list-style-type: none"> <li>Ord/ cost elt CUM: Actual Y-1 vs Actual Y</li> <li>Ord/ cost elt MENS: By month</li> </ul>	

## In QlikSense

	Dashboard	Description	Documentation	View (click to enlarge)
👍	<a href="#">Fixed Costs Dashboard</a>	The Fixed Costs dashboard is dedicated to the "CBS/Functions" and the "GBUs" fixed costs follow up. It supports Managers in charge of piloting global performance on their activities and the Site, GBU, Regional Finance Controllers and the Costing Managers (support) in charge of operational reporting for themselves or their team.		