

BR - Compensation of Provision Account for Commissions

Tasks to be completed when documenting an operation (from creation to publication)

1. Enter the **Title of the operation / page**
2. Add the following Labels:
 - Scope of applicability: ww, country_accounting
 - Country or group of countries (if applicable): belux, china, france, italy, lam, nam,uk_ie, bulgaria, dach, netherlands, iberia, poland, latvia, australia, india, japan, south_korea, thailand, singapore
 - Unit and Domain according to the [List of labels to be used in the Finance Service Line space](#)
 - **E.g. 1:** WW Operation in Financial Accounting under domain "Central Finance Processes & Compliance":
 - Labels to be used: *ww, financial_accounting, central_fin_proc_compliance*
 - **E.g. 2:** France Operation in Financial Accounting:
 - Labels to be used: *country_accounting, france, financial_accounting*
(for country operations, the Domain is always country_accounting)
3. Fill in all fields as described above
4. Once the description of the operation is completed, ensure it is approved and published by launching the [SBS-Finance approval workflow](#)

Domain: Country Accounting

Responsibility area: N/A

Table of contents

- [Table of contents](#)
- [1. Objective and Scope](#)
 - [1.1. Objective of this Operation](#)
 - [1.2. Scope](#)
- [2. Definitions](#)
- [3. Tasks description](#)
- [3.1. I do the compensation of provision account](#)
 - [3.1.1. I check the provision account](#)
 - [3.1.2. I do the compensation of account](#)

Scope

[blocked URL](#)

ERP



Frequency

[blocked URL](#)

References

[FBL3N; F-03; 46900310](#)

Forms

Attachments

*Previous OP << BR - Compensation
of Provision Account for
Commissions >> Next OP*

1. Objective and Scope

1.1. Objective of this Operation

The purpose of this document is to clear the entries made in the provision account 46900310.

1.2. Scope

This procedure applies to companies 7523

2. Definitions

See Finance Glossary:

- [FI](#)

- [NAM](#)
- [SCMA](#)

3. Tasks description

3.1. I do the compensation of provision account

This task is performed with the purpose of analyzing whether the entries made by the controls in provision account, were also released by dispatchers. If the entries have been released, we must clear them up by compensating.

3.1.1. I check the provision account



Go to transaction [FBL3N](#) and insert information:

- G/L account: 46900310
- Company code: 7523
- Open Items: Current day (day that the procedure is performed)
- Layout: /CLEARING


G/L Account Line Item Display

    Data Sources

G/L account selection

G/L account to 
Company code to 


Selection using search help


Search help ID
Search string
 Search help

Line item selection

Status

Open items
Open at key date


 Cleared items
Clearing date to 
Open at key date

 All items
Posting date to 

Type

Normal items
 Noted items
 Parked items

List Output

Layout 
Maximum number of items

Execute



G/L Account Line Item Display



G/L Account 46900310 SUNDRE CRED-COMMISSION ACCRUAL 295A
 Company Code 7523

St	Assignment	Clrng doc.	Amount in doc. curr.	Curr.
*	0096296395004		79,06	USD
*	0096296396004		27,16	USD
*	0096296397004		99,18	USD
*	0096296398004		110,29	USD
*	2300002846006		403,61	USD
*	APE0023E18		3.422,44-	USD
*	APE0030E18		232,40-	USD
*	APE0041E18		178,83-	USD
*	APE0081E18		3.625,50-	USD
*	APE0096E18		3.426,94-	USD
*	APE0097E18		3.381,94-	USD
*	APE0119E18		400,00-	USD
*	APE0129E18		622,29-	USD
*	APE0142E17		807,31-	USD
*	APE0222E16		118,93-	USD
*	APE0373E17		541,53-	USD
*	ETA0023E19		0,00	USD
*	ETA0032E19		1.136,35-	USD
*	ETA0034E18		467,56-	USD
*	ETA0035E18		716,83	USD
*	ETA0061E19		2.142,38	USD
*	ETA0065E19		31,93	USD
*	ETA0084E17		167,85-	USD
*	ETA0090E19		48,49	USD
*	ETA0092E19		3.419,70-	USD
*	ETA0093E18		5.355,25-	USD
*	ETA0093E19		191,25-	USD
*	ETA0095E19		0,00	USD
*	ETA0096E19		0,00	USD
*	ETA0097E19		558,60-	USD
*	ETA0100E18		1.683,02-	USD
*	ETA0101E19		10.943,90-	USD
*	ETA0107E18		806,35-	USD
*	ETA0108E19		0,00	USD
*	ETA0109E18		806,35-	USD
*	ETA0109E19		0,00	USD
*	ETA0110E19		0,00	USD
*	ETA0112E18		806,35-	USD
*	ETA0112E19		650,93-	USD
*	ETA0113E19		1.144,27-	USD
*	ETA0117E19		538,50-	USD
*	ETA0125E18		1.347,10-	USD
*	ETA0128E18		866,66-	USD
*	ETA0130E19		312,96-	USD
*	ETA0135E18		735,30-	USD
*	ETA0135E19		1.414,53-	USD

Extract a Excel File by going to List > Export > Spreadsheet


G/L Account 46900310 SUNDRÉ CRED-COMMISSION ACCRUAL 295A
 Company Code 7523

St	Assignment	Clrng doc.	Amount in doc. curr.	Curr.
*	0096296395004		79,06	USD
*	0096296396004		27,16	USD
*	0096296397004		99,18	USD

Filter only the Subtotal equal to Zero

Clipboard			Font		Alignment		
H840			fx				
1	2	3	A	B	C	D	E
			Cleared/open items symbol	Assignment	Clearing Document	Amount in doc. curr.	Document currency
+	46			ETA0023E19		0,00	USD
+	82			ETA0095E19		0,00	USD
+	86			ETA0096E19		0,00	USD
+	99			ETA0108E19		0,00	USD
+	104			ETA0109E19		0,00	USD
+	107			ETA0110E19		0,00	USD
+	349			FTX0033E19		0,00	USD
+	429			IOF0089E19		0,00	USD
+	432			IOF0090E19		0,00	USD
+	435			IOF0091E19		0,00	USD
+	438			IOF0092E19		0,00	USD
+	441			IOF0093E19		0,00	USD
+	444			IOF0095E19		0,00	USD
+	447			IOF0096E19		0,00	USD
+	450			IOF0097E19		0,00	USD
+	453			IOF0098E19		0,00	USD
+	458			IOF0105E19		0,00	USD
+	461			IOF0106E19		0,00	USD
+	502			PIN0168E19		0,00	USD
+	505			PIN0169E19		0,00	USD
+	648			SOL0343E19		0,00	USD
+	721			SOL0475E19		0,00	USD
+	730			SOL0508E19		0,00	USD
+	737			SOL0524E19		0,00	USD
	828						

Now it's time to go for the compensation.

 **Observation**

It is important to check if in the account have values in EUR currency. The compensation of the values must be done in your currency (Documents in USD = compensation in USD, documents in EUR = compensation in EUR).

3.1.2. I do the compensation of account

Go to transaction [F-03](#) and insert information:

- Account: 46900310
- Clearing Date: Current Date
- Company code: 7523
- Currency: USD for the values in \$ (US dollar) and EUR for the values in € (Euro).

Clear G/L Account: Header Data

Process Open Items

Account	<input type="text" value="46900310"/>	Clearing Date	<input type="text" value="19.06.2019"/>	Period	<input type="text" value="6"/>
Company Code	<input type="text" value="7523"/>	Currency	<input type="text" value="USD"/>		

Open Item Selection

Normal OI

Additional Selections


- None
- Amount
- Document Number
- Posting Date
- Dunning Area
- Reference
- Reference key 3
- Payment order
- Collective invoice
- Document type
- Business Area
- Others

Go to the  and filter by Assignment

Select search criteria

- Reference
- Account type
- Account
- Company Code
- B/e payment request
- Invoice reference
- Contract Number
- Assignment
- Object key
- Line item

Display from item /

Enter 

Then fill the first column with the assignments from the extraction previously made. There is a limit for the selection by assignment, seven at a time.

Search for Assignment

From	To	String	Init. value
		<input type="checkbox"/>	<input type="checkbox"/>
		<input type="checkbox"/>	<input type="checkbox"/>
		<input type="checkbox"/>	<input type="checkbox"/>
		<input type="checkbox"/>	<input type="checkbox"/>
		<input type="checkbox"/>	<input type="checkbox"/>
		<input type="checkbox"/>	<input type="checkbox"/>
		<input type="checkbox"/>	<input type="checkbox"/>

Further Values

Clipboard Font Alignment

H86 fx

1	2	3	A	B	C	D	E
			Cleared/open items symbol	Assignment	Clearing Document	Amount in doc. curr.	Document currency
	1						
+	46			ETA0023E19		0,00	USD
+	82			ETA0095E19		0,00	USD
+	86			ETA0096E19		0,00	USD
+	99			ETA0108E19		0,00	USD
+	104			ETA0109E19		0,00	USD
+	107			ETA0110E19		0,00	USD
+	349			FTX0033E19		0,00	USD
+	429			IOF0089E19		0,00	USD
+	432			IOF0090E19		0,00	USD

Search for Assignment

From	To	String	Init. value
ETA0023E19		<input type="checkbox"/>	<input type="checkbox"/>
ETA0095E19		<input type="checkbox"/>	<input type="checkbox"/>
ETA0096E19		<input type="checkbox"/>	<input type="checkbox"/>
ETA0108E19		<input type="checkbox"/>	<input type="checkbox"/>
ETA0109E19		<input type="checkbox"/>	<input type="checkbox"/>
ETA0110E19		<input type="checkbox"/>	<input type="checkbox"/>
FTX0033E19		<input type="checkbox"/>	<input type="checkbox"/>

Further Values

Enter 

3.1.2.1. I do the compensation without residual items (cents)

Select the values that are to be compensated.


Clear G/L Account Process open items						
		Distribute Difference				Charge Off Difference
		Editing Options				
Standard		Partial Pmt		Res.Items		WH Tax
Account items 46900310 SUNDRE CRED-COMMISSION ACCRUAL Z95A						
Assignment	Document...	D..	P..	Posting ...	Docum...	USD Gross
ETA0023E...	96468370	RV	50	28.05.2...	28.05.2...	1.803,00-
ETA0023E...	800021277	ZC	40	17.06.2...	17.06.2...	1.803,00
ETA0095E...	96469115	RV	50	31.05.2...	31.05.2...	96,75-
ETA0095E...	96469115	RV	50	31.05.2...	31.05.2...	52,50-
ETA0095E...	800021279	ZC	40	17.06.2...	17.06.2...	149,25
ETA0096E...	96467425	RV	50	22.05.2...	22.05.2...	206,40-
ETA0096E...	96467425	RV	50	22.05.2...	22.05.2...	576,00-
ETA0096E...	800021275	ZC	40	17.06.2...	17.06.2...	782,40
ETA0108E...	96468271	RV	50	27.05.2...	27.05.2...	1.691,84-
ETA0108E...	800021299	ZC	40	17.06.2...	17.06.2...	1.691,84
ETA0109E...	96468797	RV	50	30.05.2...	30.05.2...	1.691,84-
ETA0109E...	800021310	ZC	40	17.06.2...	17.06.2...	1.691,84
ETA0110E...	96470024	RV	50	05.06.2...	05.06.2...	1.835,33-
ETA0110E...	800021312	ZC	40	17.06.2...	17.06.2...	1.835,33
FTX0033E...	96468862	RV	50	30.05.2...	30.05.2...	1.961,88-
FTX0033E...	96468863	RV	50	30.05.2...	30.05.2...	738,44-
FTX0033E...	96468864	RV	50	30.05.2...	30.05.2...	170,55-
FTX0033E...	96468865	RV	50	30.05.2...	30.05.2...	226,31-
FTX0033E...	800021314	ZC	40	17.06.2...	17.06.2...	908,99
FTX0033E...	800021314	ZC	40	17.06.2...	17.06.2...	2.188,19







Go back by clicking and select more seven assignments. And repeat this step until all the assignments from the extraction are selected.

Once all the values by assignment are selected check the box which shows the differences between the values selected:

Amount entered	0,00
Assigned	0,00
Not assigned	0,00

If there is no values in the line not assigned click  put the reference BO - SCMA.

Clear G/L Account Display Overview

 Process Open Items
  Choose open items
  Display currency
 Account Model
  Taxes

Document Date	19.06.2019	Type	AB	Company Code	7523
Posting Date	19.06.2019	Period	6	Currency	USD 3,86433
Document Number	INTERNAL	Fiscal Year	2019	Translation dte	19.06.2019
Reference	BO - SCMA	Cross-CCode No.		Trading part.BA	
Doc.Header Text					

Items in document currency



PK	BusA Acct	USD	Amount	Tax amnt
----	-----------	-----	--------	----------

Save 

3.1.2.2. I do the compensation with residual items (cents)

When there are residual items, for different reasons, these values must be allocated in expense accounts, through the key "Z02", as you can see below:


























Clear G/L Account Process open items

 Distribute Difference
 Charge off diff.
  Editing options

Standard
 Partial Pmt
 Res.items
 Withldg tax

Account items 46900310 SUNDRE CRED-COMMISSION ACCRUAL Z95A

Assignment	Document...	D..	P..	Posting ...	Docum...	USD Gross
FCA0139E...	96167483	RV	50	26.08.2...	26.08.2...	757,44-
FCA0139E...	800034728	ZC	40	05.09.2...	05.09.2...	757,43

Processing Status

Number of items	203	Amount entered	0,00
Display from item	23	Assigned	0,01-
Display in clearing currency		Not assigned	0,01

Click in 

Account items 46900310 SUNDRE CRED-COMMISSION ACCRUAL Z95A								
Assignment	Document...	D..	P..	Posting ...	Docum...	Net Amount	Residual Items	RCd
FCA0139E...	96167483	RV	50	26.08.2...	26.08.2...	757,44-		
FCA0139E...	800034728	ZC	40	05.09.2...	05.09.2...	757,43		

And insert the value of the difference in the document type ZC. Double click in the field will be filling with the value automatically.

Account items 46900310 SUNDRE CRED-COMMISSION ACCRUAL Z95A								
Assignment	Document...	D..	P..	Posting ...	Docum...	Net Amount	Residual Items	RCd
FCA0139E...	96167483	RV	50	26.08.2...	26.08.2...	757,44-		
FCA0139E...	800034728	ZC	40	05.09.2...	05.09.2...	757,43	0,01-	Z02

Restrictions

RCd Short text

Z02 Tolerance Incoming

Z03 Tolerance Payment


Then fill the field "RCd" with "Z02", and press enter.

Account items 46900310 SUNDRE CRED-COMMISSION ACCRUAL Z95A								
Assignment	Document...	D..	P..	Posting ...	Docum...	Net Amount	Residual Items	RCd
FCA0139E...	96167483	RV	50	26.08.2...	26.08.2...	757,44-		
FCA0139E...	800034728	ZC	40	05.09.2...	05.09.2...	757,43	0,01-	Z02





Processing Status

Number of items	<input type="text" value="203"/>	Amount entered	<input type="text" value="0,00"/>
Display from item	<input type="text" value="23"/>	Assigned	<input type="text" value="0,00"/>
Reason code	<input type="text"/>	Difference postings	<input type="text"/>
Currency	<input type="text" value="USD"/>	Not assigned	<input type="text" value="0,00"/>
Display in clearing currency			



If there is no values in the line not assigned click  put the reference BO - SCMA.

Clear G/L Account Display Overview

 Process Open Items
  Choose open items
  Display currency
 Account Model
  Taxes

Document Date	19.06.2019	Type	AB	Company Code	7523
Posting Date	19.06.2019	Period	6	Currency	USD 3,86433
Document Number	INTERNAL	Fiscal Year	2019	Translation dte	19.06.2019
Reference	BO - SCMA	Cross-CCode No.		Trading part.BA	
Doc.Header Text					

Items in document currency

PK	BusA Acct	USD	Amount	Tax amnt
----	-----------	-----	--------	----------



Save

End of document.

Workflow history

This view shows the 5 most recent entries. The complete workflow log is available from the 'Document Activity' menu item.

Aug 26, 2021	Actor	Type	Activity	Version
Published	SCHUBERT, Eduardo Luis	State	changed state to Published at 8:43 pm	v18
Draft	SCHUBERT, Eduardo Luis	State	gave <i>Approvers</i> approval at 8:43 pm	
Aug 19, 2021				
	 GABRIEL GONCALVES DE LIMA MARCONDES	Edit	updated the page at 4:26 pm Other contributors: 	
		State	changed state to Draft at 2:26 pm	v18
Jun 21, 2019				
Published	 Nathally de Camargo Gantzel Vieira	State	changed state to Published at 7:29 pm	v17
Draft	 Nathally de Camargo Gantzel Vieira	State	gave <i>Approvers</i> approval at 7:29 pm	