

# BR - R&I Re invoicing Allocation

## Tasks to be completed when documenting an operation (from creation to publication)

1. Enter the **Title of the operation / page**
2. Add the following Labels:
  - Scope of applicability: ww, country\_accounting
  - Country or group of countries (if applicable): belux, china, france, italy, lam, nam,uk\_ie, bulgaria, dach, netherlands, iberia, poland, latvia, australia, india, japan, south\_korea, thailand, singapore
  - Unit and Domain according to the [List of labels to be used in the Finance Service Line space](#)
    - **E.g. 1:** WW Operation in Financial Accounting under domain "Central Finance Processes & Compliance":
      - Labels to be used: **ww, financial\_accounting, central\_fin\_proc\_compliance**
    - **E.g. 2:** France Operation in Financial Accounting:
      - Labels to be used: **country\_accounting, france, financial\_accounting**  
(for country operations, the Domain is always country\_accounting)
3. Fill in all fields as described above
4. Once the description of the operation is completed, ensure it is approved and published by launching the [SBS-Finance approval workflow](#)

**Domain:** Country Accounting

**Responsibility area:** N/A

## Table of contents

- [Table of contents](#)
- [1. Objective and Scope](#)
  - [1.1. Objective of this Operation](#)
  - [1.2. Scope](#)
- [2. Definitions](#)
- [3. Tasks description](#)

### Scope

---

? Unknown Attachment

### ERP

---



### Frequency

---

? Unknown Attachment

### References

---

KP04; KP46

### Forms

---

# 1. Objective and Scope

## 1.1. Objective of this Operation

Some Cost Centers provide R&I services to other areas and these values should be allocated correctly.

## 1.2. Scope

This procedure applies to company 7523.

# 2. Definitions

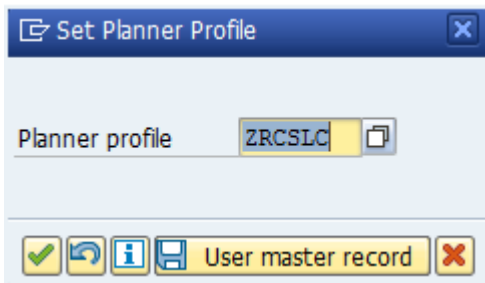
See Finance Glossary:

- C.C.
- LAM

# 3. Tasks description

When receiving a ticket with subject "ConsolidaçãoReinvoicing\_R&I (MM/YY)", first of all you need to check if the period is correct.





Then, go to transaction KP04 and choose the Planner profile "ZRCSLC".



After that, go to transaction KP46 and check if the layout is "Z-301".

Fill the necessary information as period, Cost Center group and Statistical Key Figure.

### Change Statistical Key Figure Planning: Initial Screen





Layout:  Statistical key figures: standard

**Variables**

Version	<input type="text" value="0"/>	Plan/actual version
From period	<input type="text" value="4"/>	April
To period	<input type="text" value="12"/>	December
Fiscal year	<input type="text" value="2018"/>	
Cost Center	<input type="text"/>	
to	<input type="text"/>	
or group	<input type="text" value="R7592-5972"/>	Reinvoicing receiver group
Stat. key figure	<input type="text" value="RI"/>	
to	<input type="text"/>	
or group	<input type="text"/>	

The period will be the month you are referring to until the end of the year, it is not possible to change previous periods. Click on "Overview Screen" and fill with the correct value for each cost center.

### Change Statistical Key Figure Planning: Initial Screen

Overview Screen (F5)  Statistical key figures: standard

In this example, for cost center 7525-5441 the value is 31.605,00 but you need to inform the value without comma.

ConsolidaçãoReinvoicing\_R&I\_2018 ☆ 🗑

File Edit View Insert Format Data Tools Add-ons Help

100% View only

	A	B	C	D	E	F
1	Centro de custos	jan	fev	mar		TOT
2	7525-5441	42.407,67	22.050,00	31.115,00	31.605,00	127.177,67
3	7525-5442	78.600,50	60.039,30	67.232,10	43.166,00	249.037,90
4	7525-5453	35.045,00	15.630,00	17.697,00	13.381,00	81.753,00
5	7525-5459	27.042,50	13.922,00	17.448,00	16.047,50	74.460,00
6	7525-5499	122.429,80	57.287,10	777,50	0,00	180.494,40
7		305.525,47	168.928,40	134.269,60	104.199,50	712.922,97

In SAP, it will appear like this:

Multiply this amount by 100 (31.605\*100) = 3.160.500

If you click on "Period Screen", you will see the value divided by period.

**Change Statistical Key Figure Planning: Overview Screen**

Version: 0 Plan/actual version

Period: 4 To: 12

Fiscal Year: 2018

Cost Center: 7525-5441 R&I ST Techno lab BR

Stat...	Text	T	Current plan value	Dis...	Maximum plan va...	Dis...	U...	L..
RI		2	3.160.500	0		2	AU	<input type="checkbox"/>

**Change Statistical Key Figure Planning: Period Screen**


Version: 0 Plan/actual version

Fiscal Year: 2018

Cost Center: 7525-5441 R&I ST Techno lab BR

Stat. key fig.: RI

P...	Text	T	Current plan value	Maximum plan va...	U...	L..
4	April	2	351.166,667		AU	<input type="checkbox"/>
5	May	2	351.166,666		AU	<input type="checkbox"/>
6	June	2	351.166,667		AU	<input type="checkbox"/>
7	July	2	351.166,667		AU	<input type="checkbox"/>
8	August	2	351.166,666		AU	<input type="checkbox"/>
9	September	2	351.166,667		AU	<input type="checkbox"/>
10	October	2	351.166,667		AU	<input type="checkbox"/>
11	November	2	351.166,666		AU	<input type="checkbox"/>
12	December	2	351.166,667		AU	<input type="checkbox"/>
*Pe			3.160.500	0		

Proceed with the other cost centers and save it .

Answer to the ticket that the values were updated as requested.

**End of document.**