

BW - Capacity planning - Monthly (Core Query)

Basic Information

BW Server	WBP
Application	PP - Production Planning
Query Name	BW - Capacity planning - Monthly (Core Query)
Query Technical Name	BW_QRY_CUB_CAPM_0001
Core/Specific Scope	Core
Specific Reason	
Provider Name	CUB_CAPM
Usage type	Direct execution in Analysis
Expected users	Supply Chain, Production Planner, Capacity Planner, Demand Planner, Scheduling
Related queries	BW - Capacity planning – Weekly (Core Query) BW_QRY_CUB_CAP_0001

- [Basic Information](#)
- [Purpose of this query](#)
 - [Monthly view](#) :
 - [Weekly View](#)
 - [Context](#)
 - [Benefits: Reliability](#)
 - [Functionalities comparison with SAP reports](#)
 - [Further considerations](#)
- [Variables screen](#)
 - [Enter a Unit of Measure, plant and Date range](#)
- [Filters](#)
- [Characteristics](#)
- [Key Figures](#)
- [Unit Conversion](#)
- [FAQ](#)
 - [Question : How Data Gets Populated into this query?](#)
 - [Question : Why there's no data for my plant ?](#)

Purpose of this query

This report in BW is showing in a period until 5 years the load of production resources depending on their working hours, and on the production plan (planned orders & process orders) in place. The load is expressed in hours and % and Qty Produced is based on phase in Recipe.

Monthly view :

[blocked URL](#)

Weekly View

	Calendar Year/Week	15.2017			16.2017			
		Cap. Reqmts	Available capacity	Cap.Load	Production Quantity	Cap. Reqmts	Available capacity	
Work Center		H	H	%		H	H	%
AWE1400	PHOSPHINE GAS MANUFACTURING	223,50	168,00	133	17 987 LB	8,00	168,00	5
AWE1500A	PHOSPHINE DERIVATIVES T1 FRONT END	33,00	168,00	20	54 884 LB	120,00	168,00	71
AWE1500B	PHOSPHINE DERIVATIVES T1 BACK END	120,00	168,00	71	79 366 LB	0,00	168,00	0
AWE1500C	DERIVATIVE PACKAGED T1	460,17	168,00	274	438 951 LB	454,00	168,00	270
AWE1500D	PHOSPHINE DERIVATIVES T1 V281	168,00	168,00	100	343 918 LB	144,00	168,00	86
AWE1502A	PHOSPHINE DERIVATIVES T2 FRONT END	193,40	168,00	115	299 826 LB	167,20	168,00	100
AWE1502B	PHOSPHINE DERIVATIVES T2 BACK END	52,20	168,00	31	191 139 LB	174,00	168,00	104
AWE1502C	DERIVATIVE PACKAGED T2	79,68	168,00	47	233 335 LB	219,12	168,00	130
AWE1510	PHOSPHINE PRODUCTION T1	224,73	168,00	134	44 563 LB	168,00	168,00	100
AWE1512	PHOSPHINE PRODUCTION T2	0,00	168,00	0	0	114,42	168,00	68
AWE1600	PHOSPHINE SMALL BATCH PLANT	132,86	168,00	79	6 614 LB	0,00	168,00	0
Overall Result		1 687,54	1 848,00	91	1 710 581 LB	1 568,74	1 848,00	85

Context

There are two transactions in SAP that can be used for capacity analysis:

- CM01 – shows capacity planning for active planning version
- CM38 - shows capacity planning for any planning version

In each case,

- You can look at capacity by week, month, qtr, etc.

- You can view hours and quantity

However,

- If a planned order starts in one period and ends in another, qty is shown in both periods
- The quantity displayed is based on the planned order quantity, NOT the quantity on the phase of recipe
- Difficult to work with

Two Capacity Planning reports were developed in BW:

- BW - Capacity planning - Monthly (Core Query)
- BW - Capacity planning - Weekly(Core Query)

Benefits: Reliability

- Source of information comes right from SAP ECC
- Available capacity based on intervals defined on the resource master
- Information is updated daily (during night)

Functionalities comparison with SAP reports

	CM01	CM38	BW	ZWPP31A
Shows Both Hours and Qty	X	X	X	
Shows past Due Elements	X			X
Scaled to display hours within period	X	X	X	
Qty Produced is shown in Start Period, Finish Period or Both Periods	Both	Both	Finish	Finish
Qty Produced is based on Planned order Qty	X	X		X
Qty Produced is based on phase in Recipe			X	
Multi-step Recipe Resource is accommodated	X	X	X	
Allows for 5 years of capacity review	180 days	180 days	X	X

Further considerations

- BW capacity report displays total plant throughput and hours by reactor
- BW capacity report may not agree with the standard SAP reporting or ZWPP31A

Variables screen

Variable Name	Authorization Object	Description
Convert Unit	No	To convert to a single quantity unit
Plant	Yes	

Enter a Unit of Measure, plant and Date range

- The standard planning scenario is #
- Other Long Term Planning Scenarios could also be selected

* Convert Unit

* Plant (Single value, Mandatory)

Filters

Object	Filter Value	Explanation
None		

Characteristics

Characteristic Name	Characteristic code	Explanation
Work Center	0WORKCENTER	Displays Work Center Code and Name (Medium text)
Material		Display material code and name

Key Figures

Key Figure	Description	Calculation rule detail
Capacity	Number of hours available in the period	
Stream (85%)	Indication of 85% of capacity, typical OEE	capacity * .85
Cap. Con	How many hours are allocated to that resource	
Capa cons %	% of capacity utilisation	Cap.con/Capacity * 100
Prod	qty planned to be produced in the resource in that period	

Unit Conversion

Unit : Variable



The full explanation on how the quantity conversion works can be found in the [Quantity Unit Conversion](#) page.

FAQ





Question : How Data Gets Populated into this query?

Each night AFTER MRP completes, a job runs to extract the MRP results. These jobs are linked

MRP Jobs here

Job	Spool	Job doc	Job CreatedB	Status	Start date	Start time
<input type="checkbox"/> PP_WW_MRP_W_NOV			OPSCHEDULE	Finished	10/29/2013	23:30:14
<input type="checkbox"/> PP_WW_MRP_WO_NOV			OPSCHEDULE	Finished	10/29/2013	23:31:10
*Summary						

Data Extract Jobs here

Job	Spool	Job doc	Job CreatedB	Status	Start date	Start time
<input type="checkbox"/> PP_AP_ZWPP31B_DAY			OPSCHEDULE	Finished	10/30/2013	00:42:17
<input type="checkbox"/> PP_EU_ZWPP31B_DAY			OPSCHEDULE	Finished	10/30/2013	00:42:17
<input type="checkbox"/> PP_NA_ZWPP31B_DAY			OPSCHEDULE	Finished	10/30/2013	00:42:17
<input type="checkbox"/> PP_SA_ZWPP31B_DAY			OPSCHEDULE	Finished	10/30/2013	00:42:16
*Summary						

The data then is loaded into BW

Question : Why there's no data for my plant ?

In case of new plant, post an [IS request](#) to include your plant on the Data Extract Jobs in SAP