

CKMM - Change Material Price Determination for Material Ledger

STEP 1

Open transaction **CKMM** and fill the following fields:

- Material
- Plant
- Current Price Determination
- New Price Determination
- New Price Control

Remove the Test Run and Execute

STEP 2

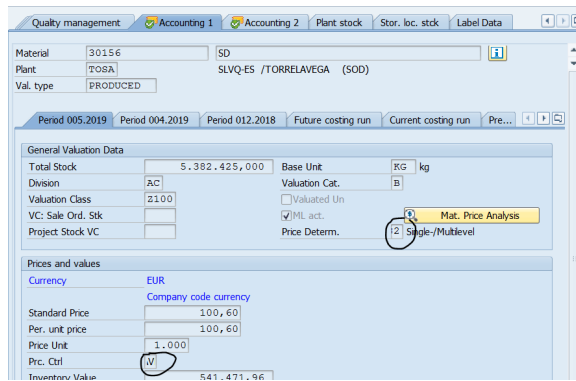
If you are sure that you want to continue, confirm with "YES"

STEP 3

The master data will be changed to the new data

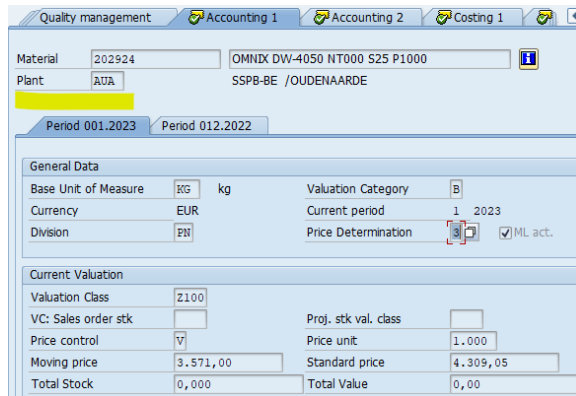
Before:

After:

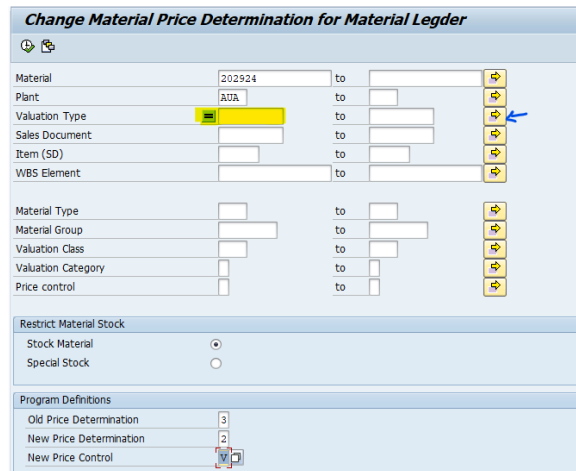


Important

In case the material has split valuation and it is only required to change the header view:



While running CKMM, you need to follow the instruction below:



Otherwise, you will make the change to the Header view, but also the Produced / Purchased view will be updated incorrectly.

In case you want to update only the Produced / Purchased view, then the Valuation type must be filled-in at CKMM.