

# CKMM - Change Material Price Determination for Material Ledger

**STEP 1**

Open transaction **CKMM** and fill the following fields:

- Material
- Plant
- Current Price Determination
- New Price Determination
- New Price Control

Remove the Test Run and Execute

**STEP 2**

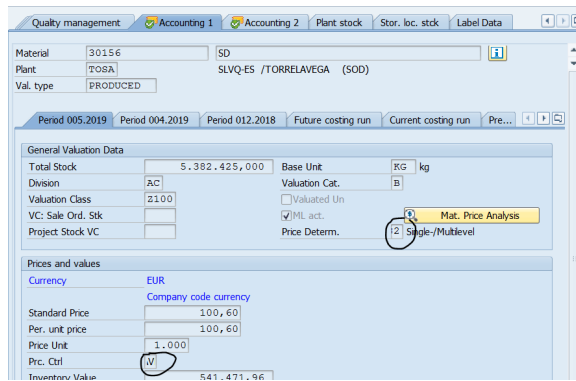
If you are sure that you want to continue, confirm with "YES"

**STEP 3**

The master data will be changed to the new data

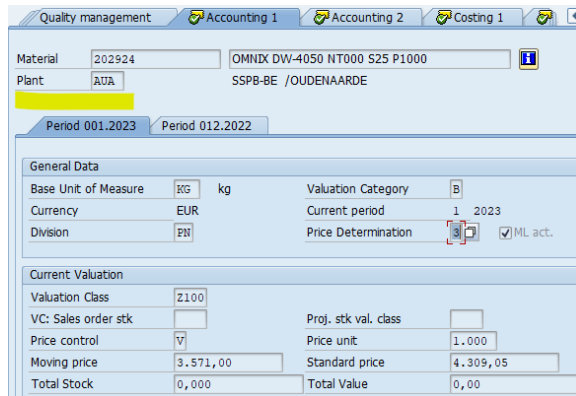
Before:

After:

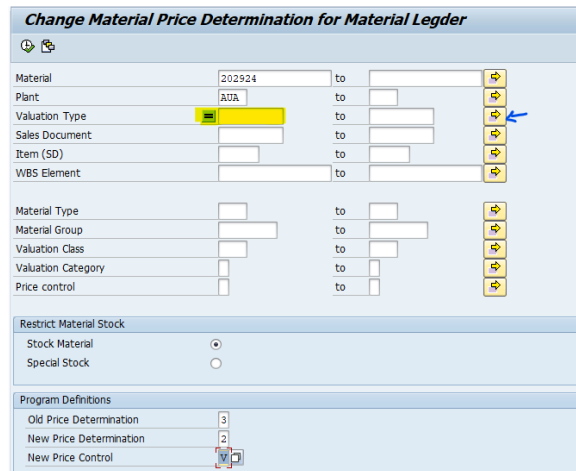


**Important**

In case the material has split valuation and it is only required to change the header view:



While running CKMM, you need to follow the instruction below:






Otherwise, you will make the change to the Header view, but also the Produced / Purchased view will be updated incorrectly.

In case you want to update only the Produced / Purchased view, then the Valuation type must be filled-in at CKMM.

## Workflow history

This view shows the 5 most recent entries. The complete workflow log is available from the 'Document Activity' menu item.

Jan 18, 2023	Actor	Type	Activity	Version
Published	 Morgado, Filipa	Edit	updated the page at 2:16 pm Other contributors:  <i>Important section (information related to when there is split valuation)</i>	
	GONCALO, Ana Catarina	State	changed state to <b>Published</b> at 1:35 pm	v4
Draft	GONCALO, Ana Catarina	State	gave <i>Approvers</i> approval at 1:35 pm	
	 Morgado, Filipa	State	changed state to <b>Draft</b> at 1:16 pm	v4
<b>May 31, 2019</b>				
Published	Joana Tavares and GONCALO, Ana Catarina	Edit	multiple updates from  Joana Tavares and GONCALO, Ana Catarina	