

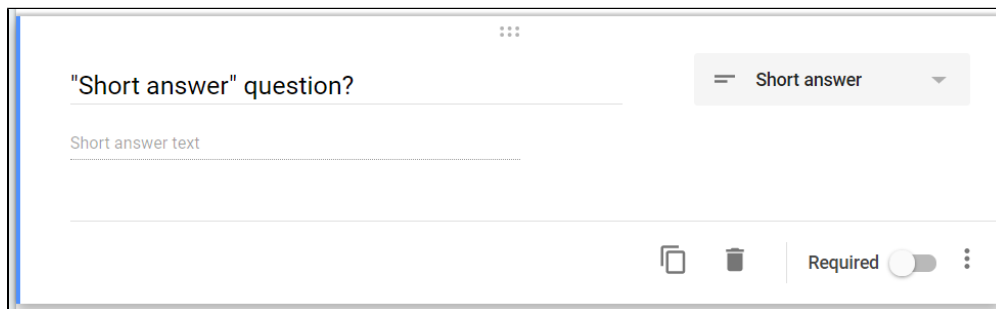
Question types

Table of Contents

- [Short answer](#)
- [Multiple choice](#)
- [Checkboxes](#)
- [Dropdown](#)
- [File upload](#)
- [Linear scale](#)
- [Multiple choice grid](#)
- [Checkbox grid](#)


Short answer

For simple, short questions.



The screenshot shows a question editor interface. At the top, there is a question text input field containing the text '"Short answer" question?'. To the right of this field is a dropdown menu currently set to 'Short answer'. Below the question text is a text input field for the answer, with the placeholder text 'Short answer text'. At the bottom right of the editor, there are icons for copying and deleting, a 'Required' toggle switch which is currently turned on, and a vertical ellipsis menu icon.

Result:



The screenshot shows the rendered version of the question. It consists of a question text area containing '"Short answer" question?' and an answer input field below it with the placeholder text 'Your answer'.

Multiple choice

Has multiple options but only one can be selected.

Possibility to add images as options.

☰

"Multiple choice question?"

Multiple choice ▾

Option 1 ×

Option 2 ×

Option 3 ×

Add option or [ADD "OTHER"](#)

📄 🗑️ Required ⋮

Result:

"Multiple choice question?"

Option 1

Option 2

Option 3

Checkboxes

Has multiple options and can select many.

Possibility to add images as options.

☰

"Checkboxes" question?"

Checkboxes ▾

Option 1 ×

Option 2 ×

Option 3 ×

Add option or [ADD "OTHER"](#)

📄 🗑️ Required ⋮

Result:

"Checkboxes" question?

- Option 1
- Option 2
- Option 3

Dropdown

List of options, only one can be selected.

The screenshot shows a question editor for a dropdown question. The question text is "Dropdown" question?". To the right of the question text is a dropdown menu currently set to "Dropdown". Below the question text is a list of options: "1. Option 1", "2. Option 2", "3. Option 3", and "4. Add option". Each option has a small 'x' icon to its right. At the bottom of the editor, there are icons for copy, delete, and a "Required" toggle switch which is currently turned off.

Result:

The screenshot shows the rendered question. The question text is "Dropdown" question?". Below the question text is a dropdown menu with the text "Choose" and a small downward arrow.

The screenshot shows the dropdown menu open. The question text "Dropdown" question?" is visible at the top. The dropdown menu is open, showing the "Choose" option at the top, followed by "Option 1", "Option 2", and "Option 3". The text "question?" is also visible to the right of the dropdown menu.

File upload

Allows the user to upload a file or multiple.

⋮



"File upload" question? File upload

Allow only specific file types

Maximum number of files 1

Maximum file size 10 MB

This form can accept up to 1 GB of files. [Change](#)

  Required ⋮

Result:

"File upload" question?

[ADD FILE](#)

Linear scale

A scale question in which only one option can be selected.



⋮

"Linear scale" question? Linear scale

1 to 5

1 Agree

5 Disagree

  Required ⋮

Result:

"Linear scale" question?

1 2 3 4 5

Agree Disagree

Multiple choice grid

Conditions will define which option is chosen, only one can be selected.

The screenshot shows the editor for a "Multiple choice grid" question. The title is "Multiple choice grid" question?". The interface includes a "Multiple choice grid" dropdown menu, a "Rows" section with three rows (Row 1, Row 2, Row 3) and an "Add row" option, and a "Columns" section with three columns (Column 1, Column 2, Column 3) and an "Add column" option. Each cell in the grid contains a radio button. At the bottom, there is a "Require a response in each row" toggle switch, which is currently turned off.

Result:

The screenshot shows the rendered question. The title is "Multiple choice grid" question?". The grid has three columns labeled "Column 1", "Column 2", and "Column 3", and three rows labeled "Row 1", "Row 2", and "Row 3". Each cell contains a radio button. The "Row 2" is highlighted with a grey background.

Checkbox grid

Conditions will define which option is chosen, multiple can be selected.

The screenshot shows the editor for a "Checkbox grid" question. The title is "Checkbox grid" question?". The interface includes a "Checkbox grid" dropdown menu, a "Rows" section with three rows (Row 1, Row 2, Row 3) and an "Add row" option, and a "Columns" section with three columns (Column 1, Column 2, Column 3) and an "Add column" option. Each cell in the grid contains a checkbox. At the bottom, there is a "Require a response in each row" toggle switch, which is currently turned off.

Result:

"Checkbox grid" question?			
	Column 1	Column 2	Column 3
Row 1	<input type="checkbox"/>	<input type="checkbox"/>	<input type="checkbox"/>
Row 2	<input type="checkbox"/>	<input type="checkbox"/>	<input type="checkbox"/>
Row 3	<input type="checkbox"/>	<input type="checkbox"/>	<input type="checkbox"/>