

US - 4290 Recurrent Intercompany Transfer Costs

Tasks to be completed when documenting an operation (from creation to publication)

1. Enter the **Title of the operation / page**

2. Add the following Labels:

- Scope of applicability: ww, country_accounting
- Country or group of countries (if applicable): belux, china, france, italy, lam, nam,uk_ie, bulgaria, dach, netherlands, iberia, poland, latvia, australia, india, japan, south_korea, thailand, singapore, new_zealand, emea_transversal, apac_transversal
- Unit and Domain according to the [List of labels to be used in the Finance Service Line space](#)
 - E.g. 1: WW Operation in Financial Accounting under domain "Central Finance Processes & Compliance":
 - Labels to be used: *ww, financial_accounting, central_fin_proc_compliance*
 - E.g. 2: France Operation in Financial Accounting:
 - Labels to be used: *country_accounting, france, financial_accounting*
(for country operations, the Domain is always country_accounting)

3. Fill in all fields as described above

4. Name the title of each section using OPD methodology naming convention - **Infinitive verb without the "to", mainly action verb...something) - " I do something..."**

5. Once the description of the operation is completed, ensure it is approved and published by launching the [SBS-Finance approval workflow](#)

Domain: Country Accounting

Responsibility area: N/A

Table of contents

- [Tasks to be completed when documenting an operation \(from creation to publication\)](#)
- [1. Enter the Title of the operation / page](#)
- [2. Add the following Labels:](#)
 - [Scope of applicability: ww, country_accounting](#)
 - [Country or group of countries \(if applicable\): belux, china, france, italy, lam, nam,uk_ie, bulgaria, dach, netherlands, iberia, poland, latvia, australia, india, japan, south_korea, thailand, singapore, new_zealand, emea_transversal, apac_transversal](#)
 - [Unit and Domain according to the List of labels to be used in the Finance Service Line space](#)
- [3. Fill in all fields as described above](#)
- [4. Name the title of each section using OPD methodology naming convention - Infinitive verb without the "to", mainly action verb...something\) - " I do something..."](#)
- [5. Once the description of the operation is completed, ensure it is approved and published by launching the SBS-Finance approval workflow](#)
- [Table of contents](#)
- [1. Objective and Scope](#)
 - [1.1. Objective of this Operation](#)
 - [1.2. Scope](#)
- [2. Definitions](#)
- [3. Tasks description](#)
- [3.1. I post the entry](#)
 - [3.1.1. I run Z1F_CRC_DATA_ENRICH](#)
 - [3.1.2. I run Z1V_CRC_BILLING](#)

- 3.1.3. I run VF03
- 3.2. I send to the controller

Scope

? Unknown Attachment

ERP



Frequency

? Unknown Attachment

References

Forms

Attachments

*Previous OP << US - 4290
Recurrent Intercompany Transfer
Costs >> Next OP*

1. Objective and Scope

1.1. Objective of this Operation

This process occurs monthly on D+15 and aims do accomplish the allocation of costs of SG&A Expenses from 4290 to 3384 / 4045 as requested by Controller. Services (HR, HSE, ...) allocated under 4290, which are shared between both companies, business.

1.2. Scope

The procedure applies to company 4290.

2. Definitions

See [Finance Glossary](#).

3. Tasks description

To share those costs we need to create croco invoices to the other companies.

3.1. *I post the entry*

Go to KB15n.

Use the following data to posted the entry

Send cost center	Cost element	Amount	Currency	Receiver WBS	Text
C016400000	9164000011	13.375,73	USD	I04290SDPT03384F1	Recurrent interco. transfer costs - SG&A expenses
C012600000	9126000001	18.346,49	USD	I04290SDPT03384F2	Recurrent interco. transfer costs - SG&A expenses
C018300000	9183000011	2.602,82	USD	I04290SDPT03384F3	Recurrent interco. transfer costs - SG&A expenses

3.1.1. *I run Z1F_CRC_DATA_ENRICH*



Include the wbs's in the transaction and run.

Check if there is errors on the invoice creation.


Croco Billing Interface: data acquisition, enrichment

       Status




Project Management Selections (DB profile: ZZ0000000004)

Project	<input type="text"/>	to	<input type="text"/>	
WBS Element	<input type="text" value="I04290SDPT03384F1"/>		<input type="text"/>	

Cost Elements

Cost Element	<input type="text"/>	to	<input type="text"/>	
Or				
Cost Element Group	<input type="text" value="ZCRO-ACQUI"/>			

Posting Data

Posting Date	<input type="text" value="01.05.2019"/>	to	<input type="text" value="30.07.2019"/>	
Dr/Cr indicator	<input type="text" value="D"/>	to	<input type="text"/>	
Document type	<input type="text"/>	to	<input type="text"/>	
Reference Transact.	<input type="text" value="VBRK"/>	to	<input type="text"/>	

Settings

Layout	<input type="text"/>
<input type="checkbox"/> Schedule Manager	
<input type="button" value="Further Settings..."/>	
Factory calendar	<input type="text" value="ZM"/>

3.1.2. I run Z1V_CRC_BILLING

Include the wbs's in the transaction, current month and run. It will create the sales document.

CROCO - Service Invoice Creation



Project Management Selections

Project to

WBS Element to

Posting Data

Posting Date to

Selection

Default Data

Billing Data

Billing date from to

Organizat. Data

Sales Organization to

Distribution Channel to

Division to

Customer Data

Customer to

3.1.3. I run VF03

With the billing number created in the previous step, take this number and create the billing image.

Display Billing Document

Billing document

More Search Criteria

Document Number

Company Code

Fiscal Year

Reference

Search

Save the invoice image and send it to the Controller.

L2VS Debit Memo Serv

- Create at header... ▶
- Attachment list
- L2VS Private note
- Paye Send ▶
- Billing Relationships
- Workflow ▶
- It My Objects ▶
- 10 Help for object services

3.2. I send to the controller

Save the image and send to the controller (Raphael Souza).

End of document.