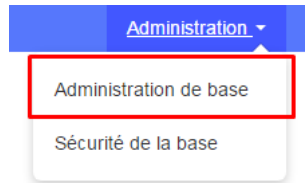


How to embed AODocs view

[[Get the embed URL](#)] [[Embed in a Google Site](#)] [[Embed in a CONFLUENCE Wiki page](#)]

Get the embed URL


1. Open the administration console of your library

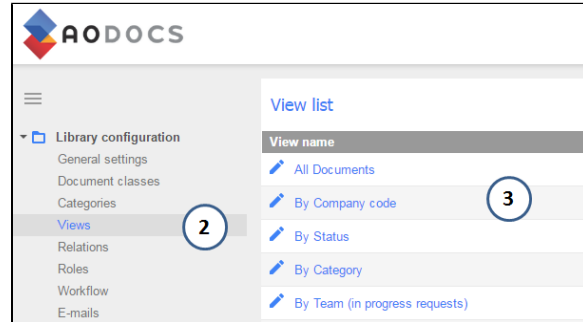



2. Click on "Views".

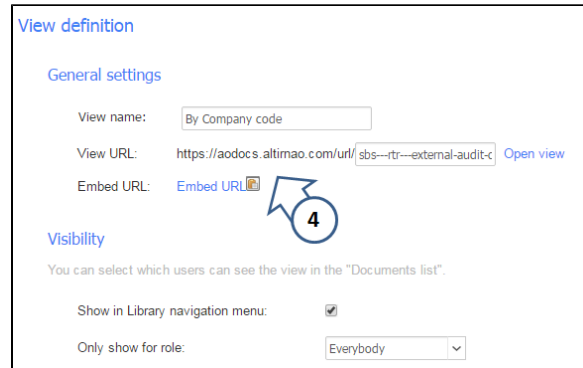
3. Select the view you want to embed in your Site.

If you have not yet configured a view, you should first create one.

4. Click on [Embed URL](#)  to copy in your clipboard the URL link of the embedded view you want to display on your Site.




 **Know more**
See [Embed AODocs view - Manage filters](#)



Embed in a Google Site


Follow the procedure [here](#)

 **Note**
You must be at least editor of the Google Site's page to perform these modifications.

Embed in a CONFLUENCE Wiki page

STEP 1

Include the macro HTML



HTML
Allows the use of HTML code within a Confluence page.

STEP 2

