

SSO

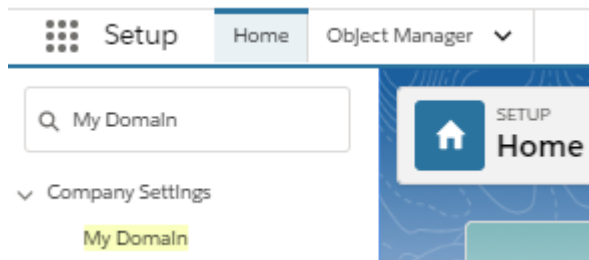
In convergence, there are 2 available single sign-on implemented: OPEN-AM and SOLVAYGOOGLE

OPEN-AM is the official Solvay SSO. It is the SSO used in production.

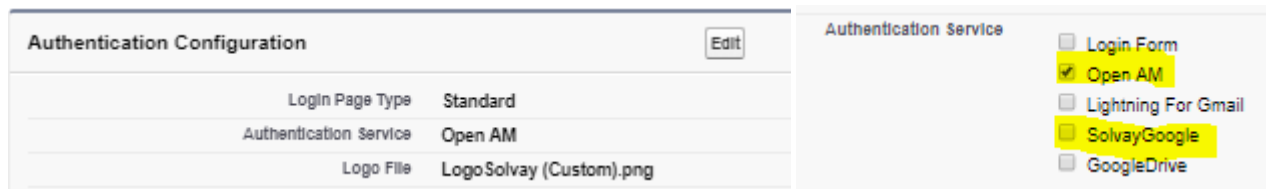
SOLVAYGOOGLE is the convergence SSO used for Sandbox and UAT, this SSO is also used as backup SSO for production connection.

To switch between available SSO

Navigate to Setup > My Domain



Then you have to change the Authentication methods > Edit



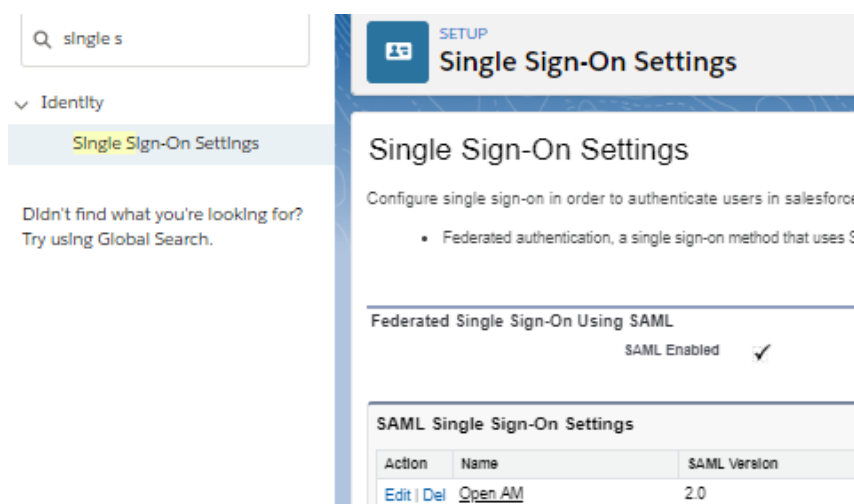
If you only select one of them, it's gonna be used by default when the user goes to URL: <https://solvaysrm.lightning.force.com/>

Else the options selected will be available and the user will have to select one before going into Convergence.

If you select: Login Form, user will have to enter Username and Password

The OPEN-AM sso managed by Revevol team.

To view the configuration of this SSO, navigate to Setup>Single Sign On



If there is a new certificate given by revevol, you'll have to upload it here.

The SOLVAYGOOGLE sso managed by the project team.

For this configuration, we use the authenticated provider from Salesforce. Google being one of them. The class used for the configuration of this provider is CVG_SSO

Apps

- Connected Apps
 - Connected Apps OAuth Usage
- Identity
 - Auth. Providers**
 - OAuth Custom Scopes

Didn't find what you're looking for?
Try using Global Search.

SETUP

Auth. Providers

Auth. Providers

Action	Name ↑	URL Suffix
Edit Del	GoogleDrive	GoogleDrive
Edit Del	Lightning For Gmail	LightningForGmail
Edit Del	SolvayGoogle	SolvayGoogle