

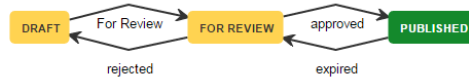
RtR approval workflow

A workflow is used to track and control documents through document inception to finalization.

How do we use the approval costing workflow

The SBS - RtR approval workflow is activated in 3 spaces:


- Finance Data & Reporting
- SAP Transactions
- Costing process laboratory - Operations

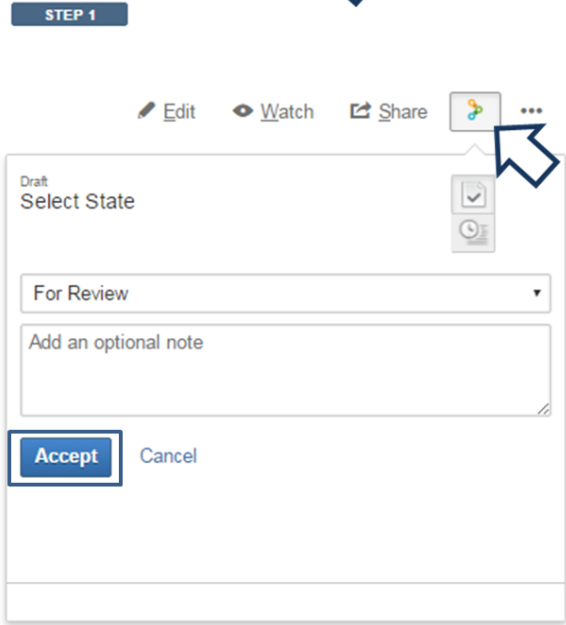



DRAFT

When a page is created in one of the 3 spaces with a workflow, it has the status draft.

Once the procedure is finalized, the author of the document changes the status to **FOR REVIEW** by clicking on

the icon 



FOR REVIEW

The status of the page can be changed by someone who belongs to the group:

the privilege to view user profiles.

They are:

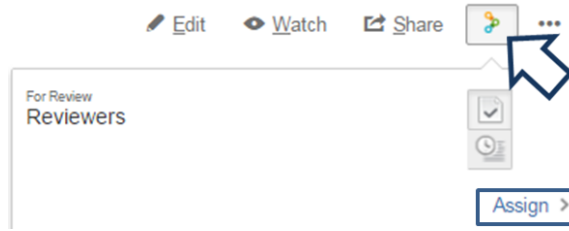
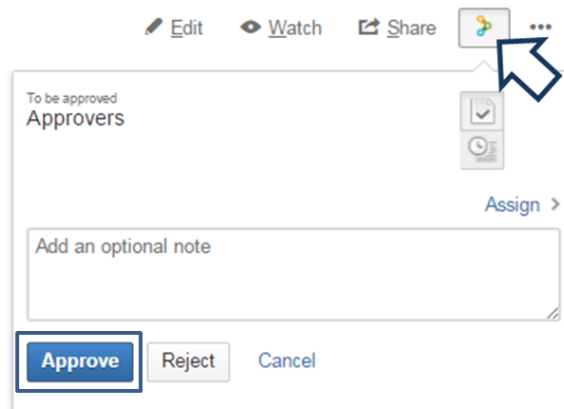
- CAM
- [Transversal Costing](#)
- [WW Process Experts Costing](#)

i If a name is missing in the group **costing-reviewers**, you can contact [SBS support](#)

The author can assign this step to someone who is in the **costing-reviewers**

click on **Assign**

1. Enter the name of the reviewer (if you can not find the name, it is not included in the costing-reviewers group)
2. Enter a comment
3. Click "Assign"



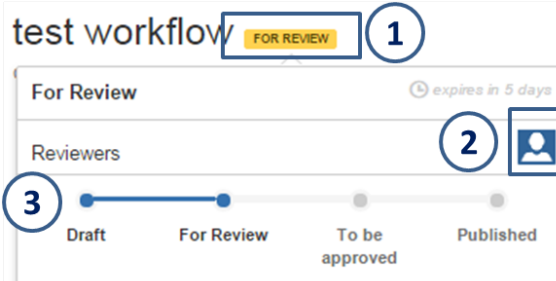
PUBLISHED

The procedure is published and accessible for every body


You can check the status of page:

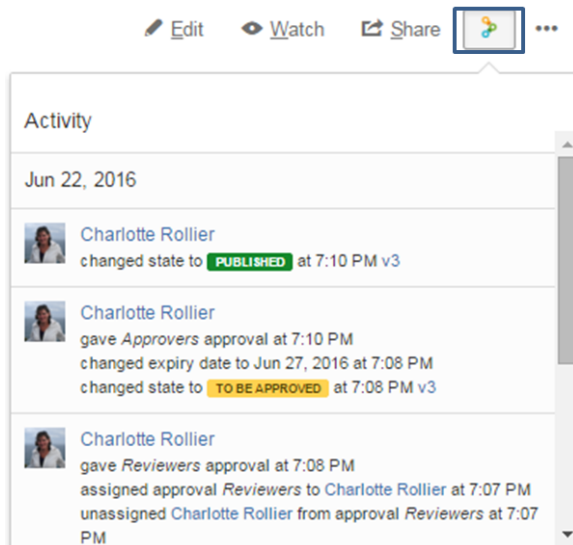
1. The status beside the title of the page
2. You can see if someone is already in charge of the change of the status
3. You can see where you are in the workflow


test workflow **PUBLISHED**
Created by Charlotte Rollier, last modified about 8 hours ago




You can see the history of the workflow


by clicking 



When a page is modified it comes back to the status 

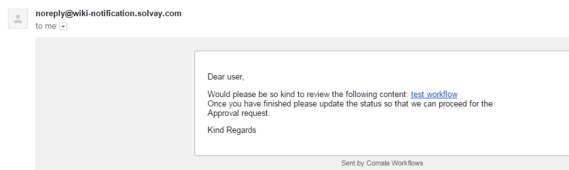
And it has to be reapproved.

The page that is visible by every body is the one that is 

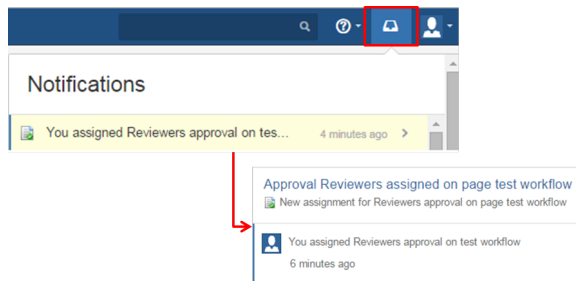
But contributors can see that there is a version "in progress" and can switch from the version "in progress" to 

When a reviewer or an approver is assigned, he:

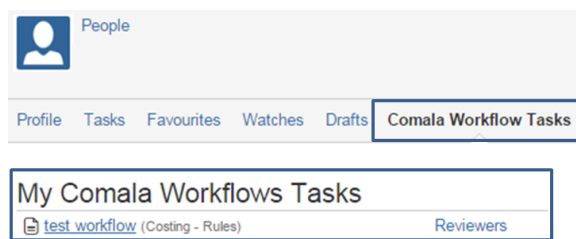
1. receives a notification by email



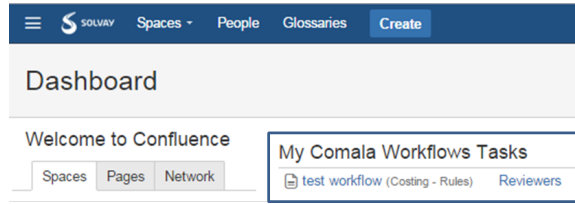
2. has a notification in his box in Confluence



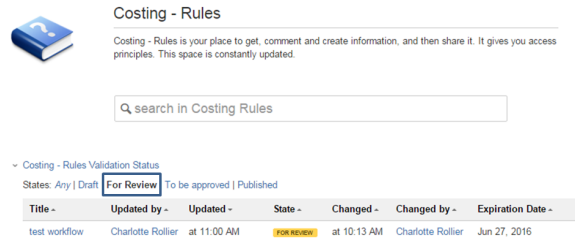
3. has a report of all pages he has to review/approve in "My Comala Workflows Tasks" (to be opened by clicking on his picture on right side of the menu)



4. has a report of all pages he has to review/approve in "My Comala Workflows Tasks" on his home page (=Confluence dashboard)



5. can use the report on the home page of each space to see the status of each document and especially those with a pending validation



FAQ

The status of the page can be changed by someone who belongs to the group:
The status of the page can be changed by someone who belongs to the group:

- CAM
- [Transversal Costing](#)
- [WW Process Experts Costing](#)

The status of the page can be changed by someone who belongs to the group:

User list not rendered as you do not have the privilege to view user profiles.

They are:

- RCM
- [WW Process Experts Costing](#)

If someone is missing or should be excluded (if you know the person left the company or has a new job), you can contact [SBS support](#)

Are you sure you are looking the "in progress" version ? You can switch from the version "in progress" to the version "published" (that doesn't take into account your last modification) by clicking on "published" or "For review"

