

US - F101 Reconciliation

Tasks to be completed when documenting an operation (from creation to publication)

1. Enter the **Title of the operation / page**

2. Add the following Labels:

- Scope of applicability: ww, country_accounting
- Country or group of countries (if applicable): belux, china, france, italy, lam, nam,uk_ie, bulgaria, dach, netherlands, iberia, poland, latvia, australia, india, japan, south_korea, thailand, singapore, new_zealand, emea_transversal, apac_transversal
- Unit and Domain according to the [List of labels to be used in the Finance Service Line space](#)
 - E.g. 1: WW Operation in Financial Accounting under domain "Central Finance Processes & Compliance":
 - Labels to be used: **ww, financial_accounting, central_fin_proc_compliance**
 - E.g. 2: France Operation in Financial Accounting:
 - Labels to be used: **country_accounting, france, financial_accounting**
(for country operations, the Domain is always country_accounting)

3. Fill in all fields as described above

4. Name the title of each section using OPD methodology naming convention - **Infinitive verb without the "to", mainly action verb...something) - " I do something..."**

5. Once the description of the operation is completed, ensure it is approved and published by launching the [SBS-Finance approval workflow](#)

Domain: Country Accounting

Responsibility area: N/A

Table of contents

- [Tasks to be completed when documenting an operation \(from creation to publication\)](#)
- [1. Enter the Title of the operation / page](#)
- [2. Add the following Labels:](#)
- [Scope of applicability: ww, country_accounting](#)
- [Country or group of countries \(if applicable\): belux, china, france, italy, lam, nam,uk_ie, bulgaria, dach, netherlands, iberia, poland, latvia, australia, india, japan, south_korea, thailand, singapore, new_zealand, emea_transversal, apac_transversal](#)
- [Unit and Domain according to the List of labels to be used in the Finance Service Line space](#)
- [3. Fill in all fields as described above](#)
- [4. Name the title of each section using OPD methodology naming convention - Infinitive verb without the "to", mainly action verb...something\) - " I do something..."](#)
- [5. Once the description of the operation is completed, ensure it is approved and published by launching the SBS-Finance approval workflow](#)
- [Table of contents](#)
- [1. Objective and Scope](#)
 - [1.1. Objective of this Procedure](#)
 - [1.2. Scope](#)
- [2. Definitions](#)
- [3. Tasks description](#)
- [3.1. Periodicity](#)
- [3.2. I perform the task](#)
 - [3.2.1. I open the account periods to perform the post](#)
 - [3.2.2. I release the task in the Schedule](#)
 - [3.2.3. I close the accounts](#)

- [3.2.4. I check the posts](#)
- [3.3. I inform the company CAM](#)

Scope

? Unknown Attachment

ERP



Frequency

? Unknown Attachment

References

FBL3N

SCMA - Z_FO_CURCT

SM35

Z1F_OB52

Forms

Attachments

<< US - F101 Reconciliation >>

1. Objective and Scope

1.1. Objective of this Procedure

The purpose of this document is to explain how to perform the F101 reclassification, which consist of reclassifying values that are against their nature in accounts "2300000000 - Trade payable" and "2200000000 - Trade receivables" by using gl accounts "2300000098 Trade payable-transfer" and "2200000000 - Trade receivables-transfer".

1.2. Scope

This procedure applies to company all US [ERP PF1](#) companies:

- [SSP](#) - 5844, 5782
- [SCI](#) - 4290, 4291, 5650, 6028
- [SF](#) - 3384
- [SNA](#) - 4045, 5718

2. Definitions

See Finance Glossary:

- [ERP](#)
- [PF1](#)
- [SSP](#)
- [SCI](#)
- [SNA](#)
- [CAM](#)

3. Tasks description

The F101 program consists of executing a schedule programs that create accruals for amounts that are against their nature in accounts "2300000000 - Trade payable" and "2200000000 - Trade receivables" by using gl accounts "2300000098 Trade payable-transfer" and "2200000000 - Trade receivables-transfer".

The amounts will be transferred to transitory accounts "2350000000 - Trade rec, credit balances" if the document amount is a debit and "2250000000 Creditors w/debit balances" if the document amount is a credit.

The accruals are reversed on the first day of the subsequent month.

3.1. Periodicity

The F101 Reclassification need to be executed in D+2 after product costing and material ledger were executed also after [CROCO](#) and Cross accounts are balanced.

3.2. I perform the task

3.2.1. I open the account periods to perform the post

Go to Transaction Z1F_OB52 using the variants for each of the US companies listed hereunder. The accounts **+**, **K** and **S** need to open so the schedule job can be executed.

Company	Variant
3384	3384
5844	5844
5782	US03
4045	US01
5718	US01
4290	US02
4291	US02
5650	4290
6028	4290

In the "Period 1" the closing month and year must be informed in "from period" and "for fiscal year". In tabs "To period" and "to fiscal year" inform four months ahead of the closing month.

OB52 automation

Selection criteria

Pstng period variant 3384 to

Account type K to

To account

Display

Change

Period 1

From period (interval 1) 8

From fiscal year (interval 1) 2019

To Period (Interval 1) 12

To fiscal year (period 1) 2019

Period 2

Reset Status

From period (interval 2)

From fiscal year (period 2)

To Period (Interval 2)

To fiscal year (period 2)

Test Run

Multiple Selection for Pstng period variant

Select Single Values (6) Select Ranges Exclude Single Values Exclude Ranges

O. Sin...

3384

5844

US03

US01

US02

4290

Multiple selection..

OB52 automation

Selection criteria

Pstng period variant 3384 to

Account type K to

To account

Display

Change

Period 1

From period (interval 1) 8

From fiscal year (interval 1) 2019

To Period (Interval 1) 12

To fiscal year (period 1) 2019

Period 2

Reset Status

From period (interval 2)

From fiscal year (period 2)

To Period (Interval 2)

To fiscal year (period 2)

Test Run

Multiple Selection for Account type

Select Single Values (3) Select Ranges Exclude Single Values Exclude Ranges


O. S

K

S

+

Multiple selection..

After all the in information are correctly imputed press Execute (F8) .

3.2.2. I release the task in the Schedule

Go to the Schedule (Task list Z_FO_CURCT) folder Closing Tasks, D+2, F101.

Schedule Manager: Schedule Tasks for Task List Z_FO_CURCT


Notes on use | Change task list

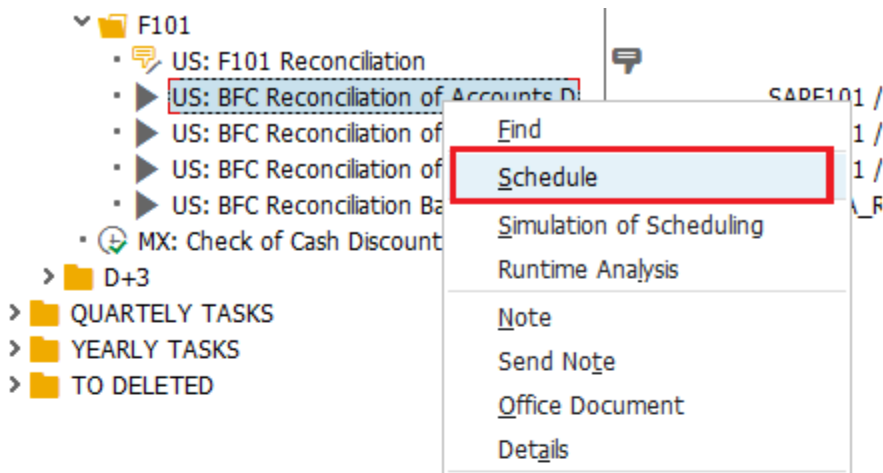
Task List | Task ... | TechnDescr

- CENTRAL FINANCE & INTERCOMPANY TASKLIST
 - DAILY TASKS
 - WEEKLY TASKS
 - MONTHLY TASKS
 - CLOSING TASKS**
 - D-5
 - D-4
 - D-3
 - D-2
 - D-1
 - D+1
 - D+2**
 - CHECK PROVISION ACCOUNTS
 - SERVICE INVOICE
 - F101**
 - US: F101 Reconciliation
 - US: BFC Reconciliation of Accounts D
 - US: BFC Reconciliation of Accounts K
 - US: BFC Reconciliation of Accounts S
 - US: BFC Reconciliation Batches

Task ...	TechnDescr
US: F101 Reconciliation	
US: BFC Reconciliation of Accounts D	SAPF101 /3S_US_D
US: BFC Reconciliation of Accounts K	SAPF101 /3S_US_K
US: BFC Reconciliation of Accounts S	SAPF101 /3S_US_S
US: BFC Reconciliation Batches	Z_SCMA_RSBDCSUB /3S US F101

To release the jobs, click with the right button of the mouse in each one of the tasks individually, then select "Schedule", mark execution data

"Immediately" and "Execute" 



Scheduling Jobs: Detail Screen

Task to Be Scheduled

Task	US: BFC Reconciliation of Accounts D
Program Name	SAPF101
Variant	3S_US_D

Execution Data

Immediately

Start Date: 20.08.2019

StartTime: 18:22:48

Release Task

Periodic Scheduling

None

Daily

Weekly

Monthly


Annually

Scheduling Parameters

Ends after: 1 Schedules

Ends on: 20.08.2019

Released the jobs "US: BFC Reconciliation of Accounts D, K and S" and after they are finished release "US: BFC Reconciliation Batches".

To track the jobs, you may access the transaction SM37 with the user name of the one performing the releases and press Execute (F8) .

Job name

User name

Job status

Sched.
 Released
 Ready
 Active
 Finished
 Canceled

Job start condition

From To

JobName	Spool	Status	Duration(sec.)
<input checked="" type="checkbox"/> SAPF101/3S_US_D	<input type="checkbox"/> H	Finished	7
<input type="checkbox"/> SAPF101/3S_US_K	<input type="checkbox"/> H	Finished	13
<input type="checkbox"/> SAPF101/3S_US_S	<input type="checkbox"/> H	Finished	5
<input type="checkbox"/> Z_SCMA_RSBDCSUB/3S US F101	<input type="checkbox"/> H	Finished	1
*Summary			26

You may also go to SM35 and confirm if the batches were executed.

3.2.3. I close the accounts

After the jobs were finished, go to transaction Z1F_OB52 with the same information as before, but now to close the accounts **K** and **S**, do not close the **+**. In field "from period" and "for fiscal year" inform the month after the closing month and in tabs "To period" and "to fiscal year" inform five months ahead of the closing month.

3.2.4. I check the posts

There are two check to assure everything was posted as it should. First one, check if the post in the transitory accounts were made for the closing month and reversed in the next one:

- 1 - Go to FBL3N: account 2250000000 and 2350000000, all companies and open items in fist day of the next month of the closure;
- 2 - Execute (F8);
- 3 - Verify if the total amount is 0,00 USD.

St	G/L	DocumentNo	Type	Doc. Date	Pstng Date	PK	Amount in local cur.	LCurr
*	2250000000				31.07.2019		3.423.494,51	USD
*	2250000000				01.08.2019		3.423.494,51-	USD
**	2250000000						0,00	USD
*	2350000000				31.07.2019		20.996,32-	USD
*	2350000000				01.08.2019		20.996,32	USD
**	2350000000						0,00	USD
***							0,00	USD

The second check is:

- 1 - Go to FBL3N: account 2250000000 and 2350000000, all companies and open items in the last day of the closure month;
- 2 - Execute;

- 3 - insert the trading partner in the layout and do a subtotal Σ/Σ by G/L account and trading partner;
- 4 - Verify if the total amount is 0,00 USD.

St	G/L	DocumentNo	Type	Doc. Date	Pstng Date	PK	Amount in local cur.	LCurr	Clrng doc.	Text	Tr.Prt
*	2250000000						0,00	USD			
*	2250000000						0,00	USD			4044
*	2250000000						0,00	USD			5835
*	2250000000						0,00	USD			5955
**	2250000000						0,00	USD			

3.3. I inform the company CAM

After all the posts and checks were performed, the companies CAMs must be informed that the F101 Reconciliation was performed:

- SSP - Patrick McNulty - patrick.mcnulty@solvay.com
- SCI - Betty Skweres - betty.skweres@solvay.com
- SF & SNA - Stephania Pierce - stephania.pierce@solvay.com

End of document.