

BR - Standard Cost Report

Domain: Country Accounting

Responsibility area: N/A

Table of contents

- [Table of contents](#)
- [1. Objective and Scope](#)
 - [1.1. Objective of this Operation](#)
 - [1.2. Scope](#)
- [2. Definitions](#)
- [3. Tasks description](#)
- [3.1. I extract the information](#)
 - [3.2. E-mail Group to be sent:](#)
 - [3.2.3. E-mail](#)

Scope

[blocked URL](#)

ERP



Frequency

[blocked URL](#)

References

CK40N; SQ00; S_P99_41000111"

Forms

https://aodocs.altirnao.com/?locale=en_US&aodocs-domain=solvay.com#Menu_viewDoc/LibraryId_Qgsyslj0VyghPWD939/ViewId_Qgsyvck7aViyh5vtSH/DocumentId_Rcdiee9A80xJramvI9/Filter_%7B%22includeSubFolders%22:%22true%22,%20%22includeAttachments%22:%22true%22,%20%22Qgsys3qwSpLMq3ztxm%22:%221dR09IH4KzdzfJeqtJn3jTR3is7MiRszO%22%7D

https://aodocs.altirnao.com/?locale=en_US&aodocs-domain=solvay.com#Menu_viewDoc/LibraryId_Qgsyslj0VyghPWD939/ViewId_Qgsyvck7aViyh5vtSH/DocumentId_Rcdiegs0mFfBOxt6r/Filter_%7B%22includeSubFolders%22:%22true%22,%20%22includeAttachments%22:%22true%22,%20%22Qgsys3qwSpLMq3ztxm%22:%221dR09IH4KzdzfJeqtJn3jTR3is7MiRszO%22%7D

[https://aodocs.altirnao.com/?
locale=en_US&aodocs-
domain=solvay.
com#Menu_viewDoc
/LibraryId_Qgsysj0VyghPWD939
/ViewId_Qgsyvck7aViyh5vtSH
/DocumentId_RcdiehPsOtime6lzug
/Filter_%7B%
22includeSubFolders%22:%
22true%22,%20%
22includeAttachments%22:%
22true%22,%20%
22Qgsys3qwSpLMq3ztxm%22:%
221dR09IH4KzdzfJeqtJn3jTR3is7
MiRszO%22%7D](https://aodocs.altirnao.com/?locale=en_US&aodocs-domain=solvay.com#Menu_viewDoc/LibraryId_Qgsysj0VyghPWD939/ViewId_Qgsyvck7aViyh5vtSH/DocumentId_RcdiehPsOtime6lzug/Filter_%7B%22includeSubFolders%22:%22true%22,%20%22includeAttachments%22:%22true%22,%20%22Qgsys3qwSpLMq3ztxm%22:%221dR09IH4KzdzfJeqtJn3jTR3is7MiRszO%22%7D)

Attachments

E-room links (see section 3.2.4.)

Previous OP << BR - Standard Cost
Report >> *Next OP*

SCE_Report_fechamento_LAM@solvay.com

1. Objective and Scope

1.1. Objective of this Operation

This procedure explains how to extract the report to be sent to the controllers after Standard Cost Estimate.

1.2. Scope

This procedure applies to company 7523.

2. Definitions

See Finance Glossary:

- [SCE](#)

3. Tasks description

3.1. *I extract the information*

After executing SCE (Standard Cost Estimate), go to transaction CK40N and get the spool of it.

Edit Costing Run

With Reference

Costing Run: 7523SCEA Description: CÁLCULO STD 7523 JUN16
 Costing Run Date: 31.05.2016

General Data

Create Cost Estimate

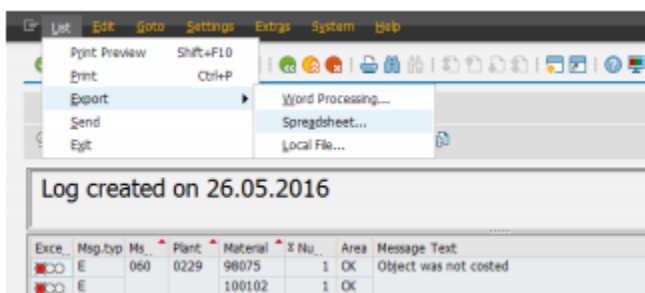
Flow Step	Authorization	Parameter	Execute	Log	Status	Materials	Errs	Still Open
Selection		ICB	⏪	📄	🔴	8410	118	
Struct. Explosion		ICB	⏪	📄	🔴	8410	118	
Costing		ICB	⏪	📄	🔴	8292	172	0
Analysis		ICB	⏪	📄	🟢			
Marking	🔒	ICB	⏪	📄	🟢	8120	0	0
Release		ICB	⏪	📄	🟢	8120	0	0

Costing Run: Cost Estimate - Log

Message log created on 26.05.2016

Number of Messages Collected		
Information Messages	17485	📄
Warning Messages	328	📄
Error Messages	282	📄
Termination Messages	0	📄
Total	18095	📄

Extract it to Excel.



Save it with the name:

- "RTR.IAC01.02 LOG CCCC YYYY-MM-DD".

Where CCCC is the company code

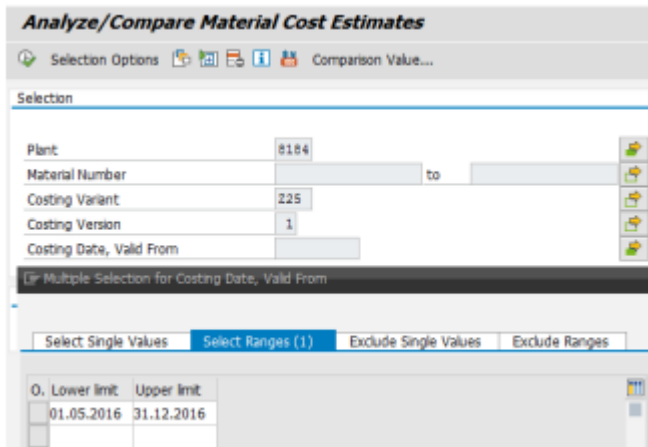
YYYY is the current year

MM is the current month

DD is the day

Go to transaction "S_P99_41000111".

- Variant : 7523 SCE.

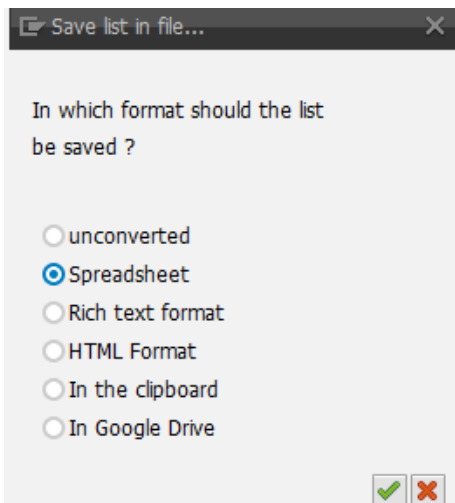
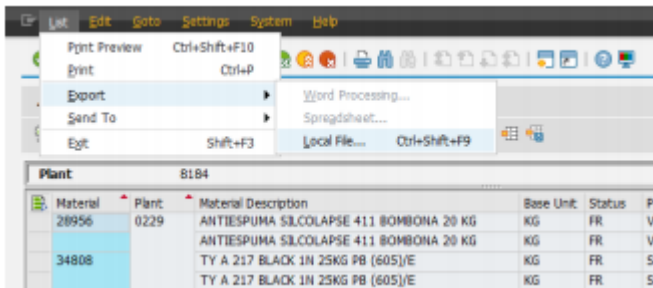


Check if the date is correct.

E.g.: For June Cost Estimate which is executed in the end of May, the date must be 01.05.2016 to 31.12.2016.

Execute it.

Extract it to Excel - delete the columns/lines in blank, copy all data and paste in the file "RTR.IAC01.03 CK40N YYYY-MM" in tab "Datos" column C3 if it is the first running (for the second running, insert it after the last cell with information).



turn columns A and B into numbers, change column E from bar to point and delete the column P.

Delete all lines in blank and let only the lines which begin with material number.

Material	Centro	Txt brv.material	UM básica	Status	Controle de	Tam.lote	Unidade preço	Res.cálc.csts.	CP	CNP	AMO	Data cálc.custos: de	Estoque total	Reaval. estimada	Variante
				cálc.custos	preço	cálc.csts.									cálc.custos
28956	7515	ANTIESPUMA SILCOLAPSE 411 BOMBONA 20	KG	FR	V	1.000	1.000	96.593,20	96.593,20	0,00	0,00	01/03/2021	299.409		0,00
28956	7515	ANTIESPUMA SILCOLAPSE 411 BOMBONA 20	KG	KA	V	1.000	1.000	98.261,41	98.261,41	0,00	0,00	01/04/2021	299.409		0,00
32289	7515	RSIL RESINA 6405X TB 200	KG	FR	S	1.000	1.000	29.419,75	29.419,75	0,00	0,00	01/03/2021	0		0,00
32289	7515	RSIL RESINA 6405X TB 200	KG	KA	S	1.000	1.000	29.419,75	29.419,75	0,00	0,00	01/04/2021	0		0,00
46753	7515	PA6 6 SEMI-MATT BB 1000 (NB) EXP/B	KG	FR	S	1.000	1.000	3.763,31	3.763,31	0,00	0,00	01/03/2021	0		0,00
46753	7515	PA6 6 SEMI-MATT BB 1000 (NB) EXP/B	KG	KA	S	1.000	1.000	3.763,31	3.763,31	0,00	0,00	01/04/2021	0		0,00
46780	7515	ULTRAMID® A 200 NATURAL B 25KG/B	KG	FR	S	1.000	1.000	10.638,04	8.601,84	1.616,88	419,32	01/03/2021	0		0,00
46780	7515	ULTRAMID® A 200 NATURAL B 25KG/B	KG	KA	S	1.000	1.000	11.208,37	9.167,12	1.621,93	419,32	01/04/2021	0		0,00

Go to the file "RTR.IAC01.03 CK40N YYYY-MM" in tab "Dados" column C3 and paste the extracted information, if it is the first running insert number 1 in column R (for the other Runnings always insert 2), if it is the second running go to the last cell with information, let one line in blank and paste the information.

For the columns A,B and S always check if the formulas are until the end.

Go to tab "Plan 1", select the 2 months that appear in the cell B1 and update the pivot table.

B1		
A	B	C
Mês	Junho	
Exec	(All)	
Empresa	Cen.	Material
7523	229	28956
	229	34808

In tab "Plan 1", you will find the information for the company (7523).

Copy the data from columns B and C from the company and paste in the correspondent tab - paste only values from cell B5 onward.

Press F9 to update the information.

	A	B	C	D
1	Mês	Junho		
2	Exec	(All)		
3				
4	Empresa	Cen.	Material	
5	7523	229	28956	
6		229	34808	
7		229	46536	
8		229	46554	
9		229	46582	
10		229	46586	
11		229	46587	
12		229	46591	
13		229	46613	
14		229	46627	
15		229	46642	
16		229	46646	
17		229	46654	
18		229	46667	
19		229	46668	
20		229	46672	
21		229	46683	
22		229	46707	
23		229	46726	
24		229	46753	
25		229	46766	
26		229	46767	
27		229	46778	

In the cell B2, insert the information regarding the Cost Estimate executed.

Update the months in cells C1 and C2, considering C1 for the current month and C2 for the next one.

In the cell D2, inform the date and time of the execution of the report "S_P99_41000111".

Check if column J contains errors, if so, go to transaction SQ00 and extract the following report.

A		B	C	D		E	F	G	H	I	J
		Maio									
Cálculo ==>		1	Junho	24/05/2016 11:36							
Variação superior a +/- 5%	Centro	Material	Texto breve material	UMB	Stat	Prç	Taman lote	por	Informação C.Lucro		
.	229	28956	ANTIESPUMA SILCOLAPSE 411 BOMBONA 20 KG	KG	KA	V	1000	1000	7523-0390		
.	229	34808	TY A 217 BLACK 1N 25KG PB (605)/E	KG	KA	S	1000	1000	7523-0390		
.	229	46536	TY A 118L V50 BLACK 2428 25KG /B	KG	KA	S	1000	1000	7523-0390		
.	229	46554	MM A 205 F NATURAL 15KG /B	KG	KA	S	1000	1000	7523-0390		
.	229	46582	MM A 216 G GREY 3254 15KG /B	KG	KA	S	1000	1000	7523-0390		
.	229	46586	MM A 216 NATURAL 15KG /B	KG	KA	S	1000	1000	7523-0390		
.	229	46587	MM A 216 BLACK 2429 (SBC) 15KG /B	KG	KA	S	1000	1000	7523-0390		
.	229	46591	MM A 216 V NATURAL (SBC) 15KG /B	KG	KA	S	1000	1000	7523-0390		
.	229	46613	MM A 216 V33 GREY 3067 15KG /B	KG	KA	S	1000	1000	7523-0390		
.	229	46627	MM A 218 NATURAL 15KG /B	KG	KA	S	1000	1000	7523-0390		
.	229	46642	MM A 221 NATURAL 15KG /B	KG	KA	S	1000	1000	7523-0390		
.	229	46646	MM ADITIVE BLACK 3158 15KG /B	KG	KA	S	1000	1000	7523-0390		
.	229	46654	MM B 218 MX40 NATURAL 15KG /B	KG	KA	S	1000	1000	7523-0390		
.	229	46667	MM C 216 V NATURAL 15KG /B	KG	KA	S	1000	1000	7523-0390		
.	229	46668	MM C 216 V BLACK 61 (SBC) 15KG /B	KG	KA	S	1000	1000	7523-0390		
.	229	46672	MM C 216 V20 EBONY 3231 (SBC) 15KG /B	KG	KA	S	1000	1000	7523-0390		

Go to transaction SQ00 - Query Group Query"ZWBR_100".

Insert the material numbers which were not found and execute.

Query from User Group ZW_BR_IM: Initial Screen

Query area:

Query:

Extract it to Excel and paste in tab "CL" after the last line with information in column B.

Dados Materiais

Program selections

Plant	0229	to		
Material Type	ZMAT	to		
Material Number	141270			
Base Unit of Measure		to		

In column A, check if the formula is until the end of the information.

List Edit Goto Views Settings System Help

Print preview Ctrl+Shift+F10
 Print Ctrl+P
 Export
 Send to
 Exit Shift+F3

Word processing... Ctrl+Shift+F8
 Spreadsheet...
 Local file... Ctrl+Shift+F9
 Additional Functions of SAP Query

Dados Materiais

Plnt	Material	Material Number	ValCl	BUn	Profit Ctr	Maint. status	Total stock	MS	SPTC	PI
7515	1670973	PP BAG VALVE 60X82 NO PRINT	Z110	PC	7524-Z0449	EBVG	0			
7524		PP BAG VALVE 60X82 NO PRINT	Z110	PC	7524-Z0449	LBGED	0			
0229		PP BAG VALVE 60X82 NO PRINT	Z110	PC	7523-I0390	EBGDLSVQ	0	Z0		X

After filling tab "CL", go to tab "7523" (company code) and update it again with F9.

Check if there are errors in column F.

Save the tab correspondent to the company code in another file with the name "RTR.IAC01.02 CK40N 7523 YYYY-MM-DD".

	A	B	C	D	E	F	G	H	I	J	K	L	M
1	CEN MAT	Cen.	Material	Nº material	ClAv.	UMB	Cen.lucro	Status atualiz.	Estoque total	SM	AECC	Cn	
19796	2291671006	229	1671006	PALLET MADEIRA PEROBA ROSA 120X120CM	Z110	PEC	7523-10390	ELSBGD	0 Z0				X
19797	2291671027	229	1671027	SACO EM PAPEL PARA TECHNYL EXTERNO	Z110	PEC	7523-10390	EBVGDL	0 Z0				X
19798	2291671035	229	1671035	SACO EM PAPEL PARA OROMID	Z110	PEC	7523-10390	EBVGDL	0 Z0				X
19799	2291671040	229	1671040	SELO POLYSTRAP 16MM MOD H3616 (CX1500UN)	Z110	PEC	7523-10390	EBGD	0 Z0				X
19804		7515	1670973	PP BAG VALVE 60X82 NO PRINT	Z110	PC	7524-Z0449	EBVG	0				
19805		7524	1670973	PP BAG VALVE 60X82 NO PRINT	Z110	PC	7524-Z0449	LBGED	0				
19806		0229	1670973	PP BAG VALVE 60X82 NO PRINT	Z110	PC	7523-10390	EBGDLSVQ	0 Z0			X	
19807													
19808													

3.2. E-mail Group to be sent:

- SCE_Report_fechamento_LAM@solvay.com

3.2.3. E-mail

Subject of the e-mail

"7523 - Validation until 27/05/2016 08:00 hs - 1st Standard Cost Monthly Review"

For the first execution sent in D-5.

Text in the email:

Follows the 1st calculation finished today

Please check and inform if there's is a need for the 2nd calculation according to the deadline describe in the title of this email.

Please consider the points below:

- There are materials funded with error (KF status), please check
- There are also materials with a derivation above 50 and some with high variation, please check these cases as well;
- Non-funded materials for April/2021 that are blocked with Z0 or Do not Cost in the masterdata were flagged in the comments column.

The error Log file is attached for verification.

End of document.