

Access deletion in Documentum

Reference ticket : <https://sbs-support.solvay.com/a/tickets/3747071>

To delete user access in Documentum we have to follow the below Steps :

- Go to user management tab and search for the particular user :


Search

User Name :


Default Group :


User Login Name :

User Login Domain :

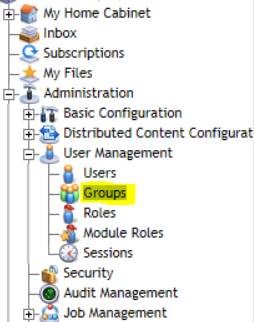
Name	Group	State	E-mail
 Vaishna, Vidhyadharan		Active	vaishna.vidhyadharan-ext@solvay.com











- Check for user's current user membership :

 Vaishna, Vidhyadharan
Active
local

Name	Type	Owner	Description
 account_managers_grp_admins	dm_group	RCSEHS	

- Go to Group tab and search for the particular user groups.



Name	Description
 account_managers_grp_admins	
 adminingroup	
 d2_online_app	Users with access to D2 Client application
 dce_hidden_users	Members in this role will not be visible to other users.
 dm_assume_user	Internal System Group for dm_assume_user privilege
 dm_browse_all	
 dm_create_cabinet	Internal System Group for dm_create_cabinet privilege
 dm_create_group	Internal System Group for dm_create_group privilege
 dm_create_table	Internal System Group for dm_create_table privilege
 dm_create_type	Internal System Group for dm_create_type privilege

- Double click on the particular group so that the members who is having access to that particular group will be displayed.

	Name	Description
	KODL, Patrick	KODL, Patrick
	Morgonni, Plinio	Morgonni, Plinio
	Jeya Ramaswamy-ext	Jeya Ramaswamy-ext
	Dharshani Lakshmanan balu-ext	Dharshani Lakshmanan balu-ext
	Nupur, Poddar	Nupur, Poddar
	Anurekha, Vijayaraghavan	Anurekha, Vijayaraghavan
	Vaishna, Vidhyadharan	Vaishna, Vidhyadharan

- Check for the particular user. Right click on the user name after that we will get an option to "Remove Member(s) ".

Administration / User Management / Groups / account_managers_grp_admins

Groups

	Name	Description
	KODL, Patrick	KODL, Patrick
	Morgonni, Plinio	Morgonni, Plinio
	Jeya Ramaswamy-ext	Jeya Ramaswamy-ext
	Dharshani Lakshmanan balu-ext	Dharshani Lakshmanan balu-ext
	Nupur, Poddar	Nupur, Poddar
	Anurekha, Vijayaraghavan	Anurekha, Vijayaraghavan
	Vaishna, Vidhya	

Properties
 Assign Group Membership
 View Current User Memberships
 Reassign User
 Change Home Repository
 Remove Member(s)

- If we click into Remove Member(s) that particular member will be removed from the group.
- The same way we have to remove all the group access of the particular user.
- After removing the group access, Go to user management and search for the particular user.
- The particular user name will be displayed. Right click on the user and click on "Delete".

Search

User Name :

Default Group :

User Login Name : INVV1319

User Login Domain :

Name	Group	State	E-mail
Vaishna, Vidhyadharan			ay.com

Properties
 Assign Group Membership
 View Current User Memberships
 Reassign User
 Change Home Repository
 Delete

- So that the user will be deleted from the particular Documentum.