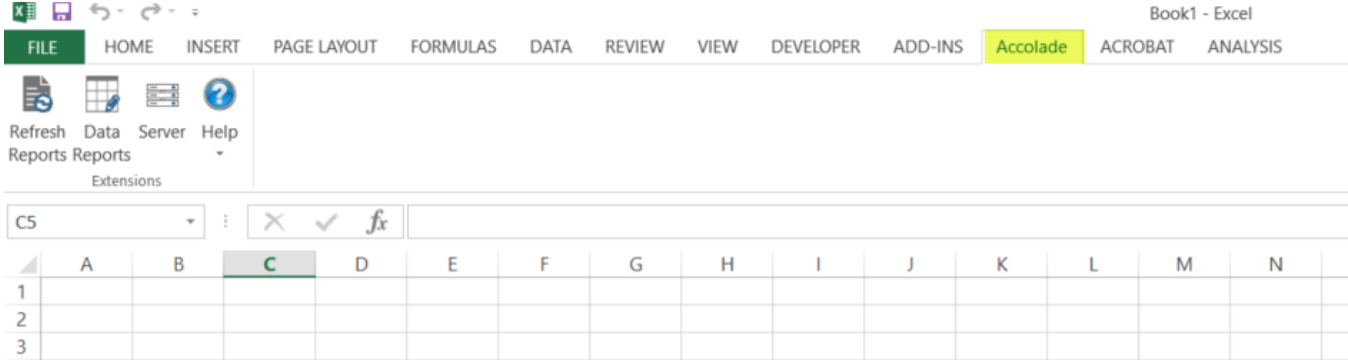


How to verify if Accolade of addins v12... have been properly installed?

Steps to find Whether the Microsoft Addin version 12.... installed On User 's Desktop /Laptop

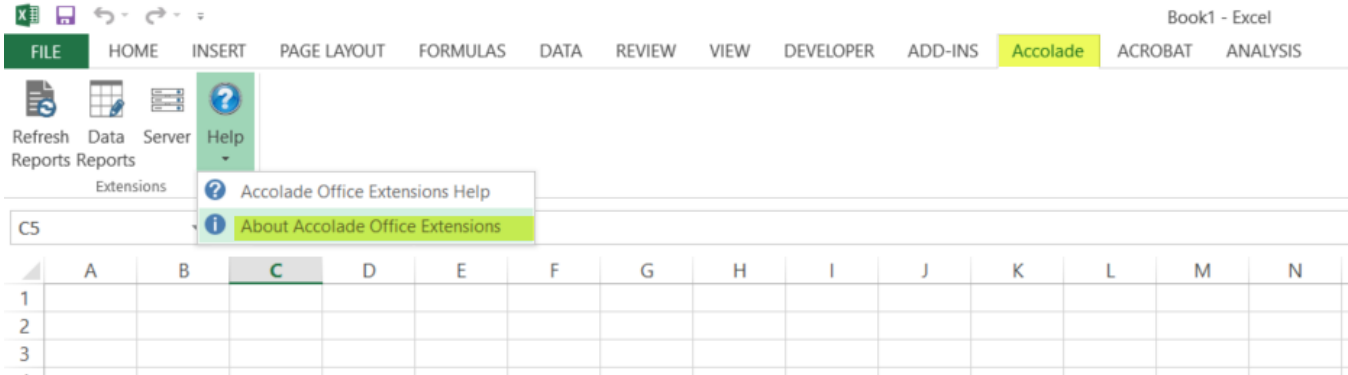
Step 1:

Open the MS Excel and search for Accolade menu in the tool bar.



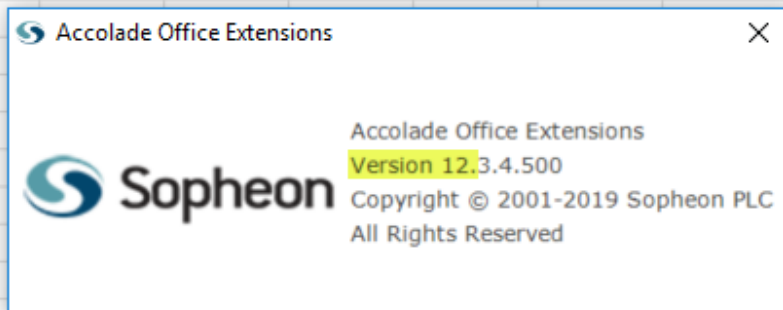
Step 2:

Check for the option Accolade MS office help in the option.



Step 3:

Find the Version of Accolade Installed.



Note:

If the user is having less than 12 version, then the user needs to contact local infra team to Update it to the last version 12.3.4.500

Other related content

- [How to Accolade define the Initial target for the Kick Off](#)
- [How to add additional metrics in the Budget&Costs Report](#)
- [How to create my own project report](#)
- [How to Delete Temporary Internet Files, Cookies, and Browsing History of the Internet Browser](#)
- [How to enable macro using automatic reports in Excel](#)
- [How to verify if Accolade addins v11 have been properly installed?](#)
- [How to verify if Accolade of addins v12... have been properly installed?](#)
- [How to verify if Accolade of addins v12... have been properly installed?](#)
- [Save your documents to Accolade](#)
- [Update planned cost in BIARRITZ - Video](#)
- [Update your project status in BIARRITZ - Video](#)
- [Use the Table Wizards](#)