

WP2 - (ZMAT) Finished product maintenance - Brazil (from PF2)

Table of contents

- 1 Objective and Scope
 - 1.1 Objectives and scope of this procedure
 - 1.2 Material group in scope
 - 1.3 Requesters / validators
 - 1.4 Views in Scope
- 2 Rules to Create a Finish product in WP2 (Brazil)
 - 2.1 Finished product (FP)
 - 2.2 Creation of a FP in WP2 for Brazil
 - 2.2.1 Basic Data 1 (PF1)
 - 2.2.2 Short Text – Basic Data text – Purchase order text
 - 2.2.3 Basic Data 2 – Prodcum
 - 2.2.4 Additional Data (Units of measure)
 - 2.2.5 Classification
 - 2.2.6 Sales
 - 2.2.7 Purchasing
 - 2.2.8 Foreign trade import
 - 2.2.9 MRP
 - 2.2.10 Storage 1 & 2
 - 2.3 Finished products material deletion
- 3 SBS PERIMETER
- 4 Contacts

Scope



LAM

ERP



WP1

References

Attachments

Objective and Scope

Objectives and scope of this procedure

The purpose of document is to describe process creation of finish products in WP2 system, for brazil gbu's:

- Solvay specialty polymers

Note: Please notice that all information that needs to be inserted in the new material should be taken from a referenced material already created in WP2, TIPs are only here for guidance

Material group in scope

All materials define at Rhodia Legacy on Industry Sector – Chemical Industry with Material Type:

Material Type	Description	Division	Material Group
ZPRC	PRODCOM		
ZMAT	Semi fin.& Finish pdt	Linked to division from PF2 material	Same as PF2 referenced material

Requesters / validators

requesters / validators	GBU	Manager
Teresa Sales	special chemicals	Andreia Bortoli Manager of Teresa, Carla and Fernando Request must be sent by her
Carla Evangelista	special chemicals	
Fernando Fernandes	SODA ASH	
Walkirya Moraes	Solvay specialty polymers	

Views in Scope

Views in scope

- Basic Data
- Classification
- Sales
- Purchasing
- Foreign trade Export
- MRP
- Storage ½

Requester will request you to create a finish product in WP2 using as reference a material in PF2

Rules to Create a Finish product in WP2 (Brazil)

Finished product (FP)

A request for a new finished product code creation always have implicit the creation, if necessary, of respective PRODCOM. Same goes for the modification of the Finished product short description, having to adjust the linked PROCOM to the modifications applied in the respective FP description.

This type of materials, can only be created, when there is already a reference Finished product material created in PF2 system. If this rule is not applied, then no material should be created taking in consideration this procedure.

Materials can only be requested by authorized contacts.

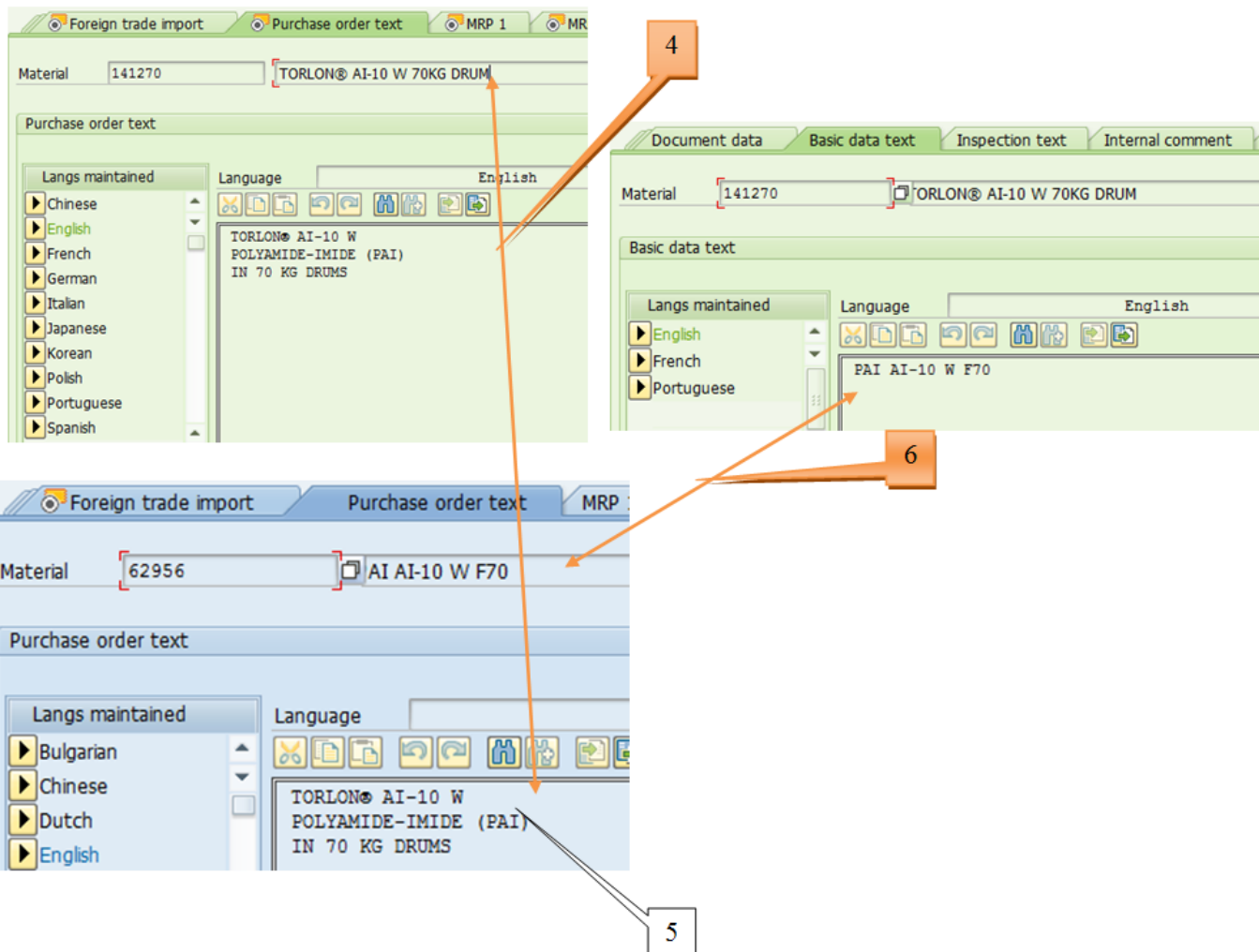
Creation of a FP in WP2 for Brazil

Basic Data 1 (PF2)

Basic Data 1 (WP1)

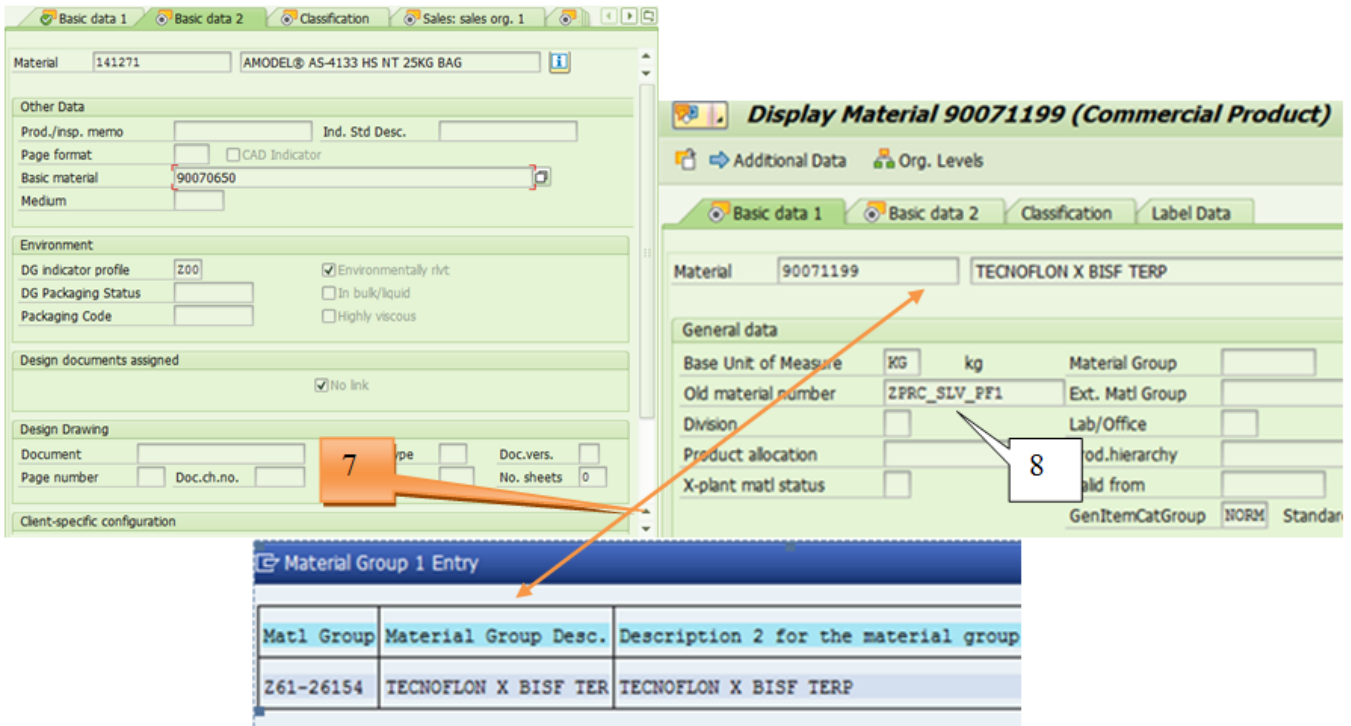
#	Main activities	Tips / Best practices
1	Old material number	Add the PF2 material number
2	Division	Take the correspondent division on SLV IECRA file IECRA File
3	Product hierarchy	Insert PF2 Product hierarchy
A	Material Group	Insert PF2 material group

Short Text – Basic Data text – Purchase order text



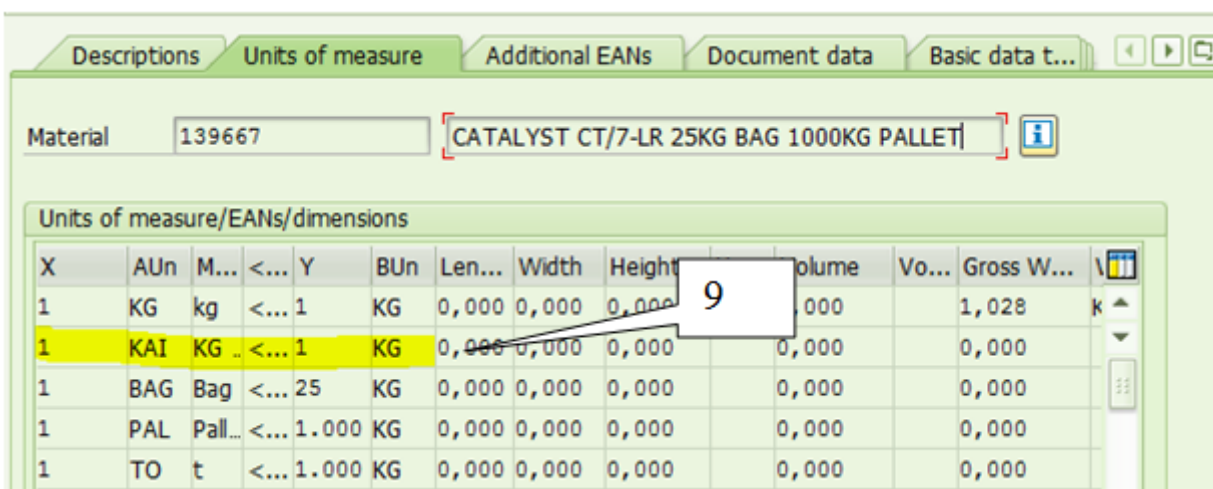
#	Main activities	Tips / Best practices
4	Short Text	Take the purchase order text from PF2 material
5	Purchase order text	Not Mandatory in WP2– Text is not sent to customer
6	Basic Data	Copy PF2 short text

Basic Data 2 – Prodcod



#	Main activities	Tips / Best practices
7	PRODCOM	Check if a Prodcom is suitable, if not, create a new one. Description will be the same as PF2 material group.
8	Old Material number – PRODCOM	Value by default & mandatory: ZPRC_SLV_PF2
	Material group	Should be the same as PF2 material (e.g. Z61-26154)
	Classification view	Class type 001 Class: LIP0031355

Additional Data (Units of measure)



#	Main activities	Tips / Best practices
9	Alternative Units of measure	Mandatory: *1 Kai ↔ 1 KG*

Classification

Object			
Material	141271	AMODEL® AS-4133 HS NT 25KG BAG	
Class Type	023	Batch	

Assignments						
Class	Description	St...	S..	I...	Itm	
012	Specialty Polymers	<input type="checkbox"/>	1	<input checked="" type="checkbox"/>	1	

Entry 1 / 1

#	Main activities	Tips / Best practices
#	Class type: Always 023	012 – Special Polymers

Sales

Display Material 147812 (/Finished pdt & RM & SF)

Additional Data Org. Levels

Classification **Sales: sales org. 1** Sales: sales org. 2 Sales: gen...

Material	147812	RYTON® QC200P 500 KG CARTONS	
Sales Org.	BR30	BR Spec Polymers	
Distr. Chl	9H	Specialty Polymers	

General data

Base Unit of Measure	KG	kg	Division	F1	PPS_RYTO...
Sales unit	<input type="checkbox"/>		<input type="checkbox"/> Sales unit not var.		
Unit of Measure Grp	<input type="checkbox"/>				
X-distr.chain status	63		Valid from	11.08.2017	
DChain-spec. status	<input type="checkbox"/>		Valid from		
Delivering Plant	<input type="checkbox"/>				
Material Group	0450	SEMI FIN.&FINISH PDT			

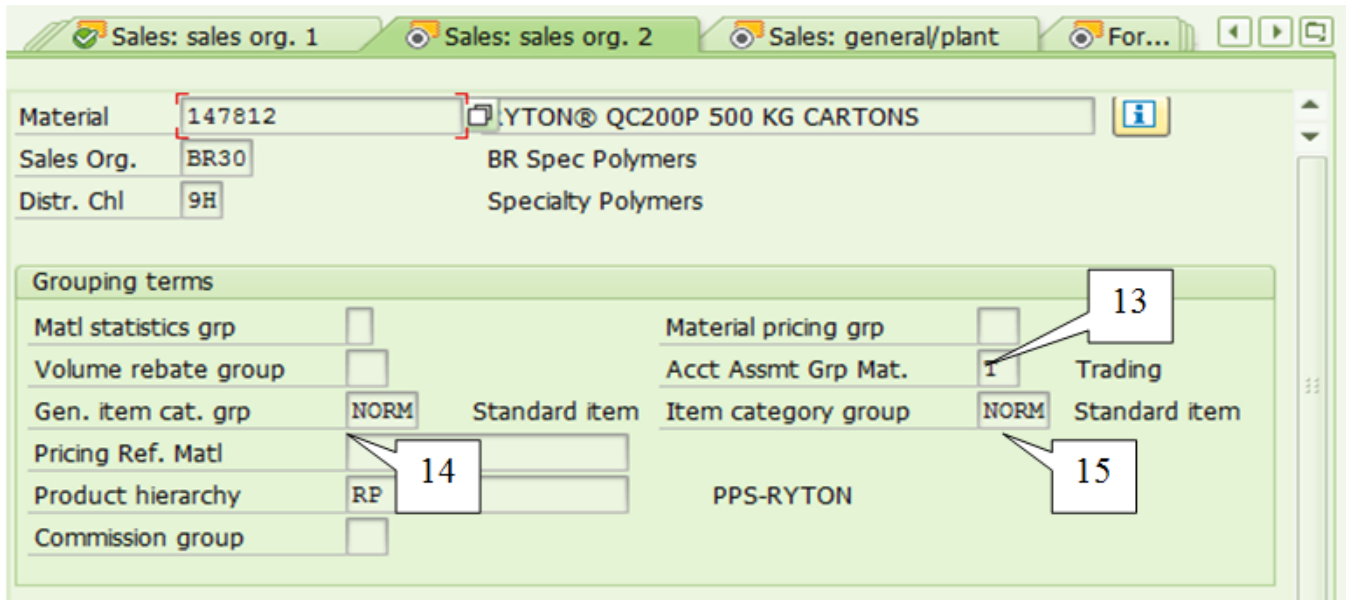
Cash discount Conditions

Tax data

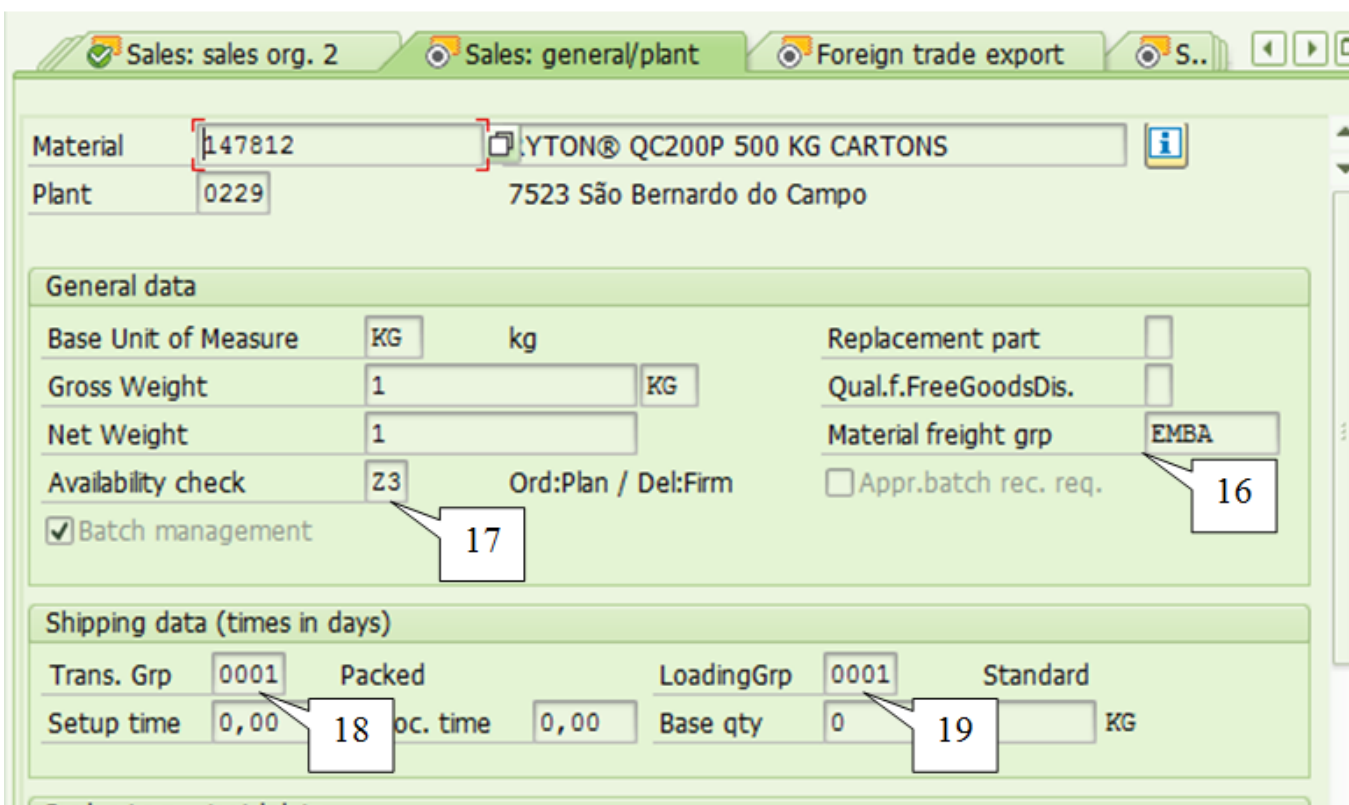
D...	Departure country	Ta...	Tax category	T	Tax classification
BR	BRAZIL	IBRX	Brazil tax calc.	1	IPI/ICMS/Sub.Trib.

#	Main activities	Tips / Best practices
---	-----------------	-----------------------

10	Sales org.1,2 /general		Use as a model a WP2 material already in place, knowing that: BR30 – Solvay Specialty Polymers
11		X-distr.chain status	Always insert 63
12		Valid from	Always insert the date in which material is being created



#	Main activities	Tips / Best practices
13	Acct Assmt Grp Mat	Always T
14	Gen. item Cat grp	Always NORM
15	Item category group	Always NORM



#	Main activities	Tips / Best practices

16	Material freight group	EMBA – Packed 2132 – Bulked
17	Availability check	Most commonly used – Z3
18	Trans.Group	Always 0001
19	Loading group	Always 0001
Note	Profit Center	See IECRA File ,there is a correspondence between division- profit center

Purchasing

The screenshot shows the SAP Purchasing interface for material 141271. The interface is divided into several sections:

- Material:** 141271, MODEL® AS-4133 HS NT 25KG BAG
- Plant:** 0229, 7523 São Bernardo do Campo
- General Data:**
 - Base Unit of Measure: KG, kg
 - Purchasing Group: GWN (Callout 21)
 - Plant-sp.matl status:
 - Tax ind. f. material:
 - Material freight grp: EMBA (Callout 22)
 - Batch management (Callout 23)
 - Order Unit:
 - Material Group: 0450
 - Valid from:
 - Qual.f.FreeGoodsDis.:
 - Autom. PO (Callout 24)
- Purchasing values:**
 - Purchasing value key: 0001 (Callout 25)
 - Shipping Instr.:
 - 1st Reminder/Exped.: 5- days
 - 2nd Reminder/Exped.: 1 days
 - 3rd Reminder/Exped.: 3 days
 - StdValueDelivDateVar: 0 days
 - Underdel. Tolerance: 10,0 percent
 - Overdelv. Tolerance: 10,0 percent
 - Min. Del. Qty in %: 0,0 percent
 - Unltd Overdelivery
 - Acknowledgment Reqd
- Other data / manufacturer data:**
 - GR Processing Time: 0 days
 - Quota arr. usage:
 - Post to insp. stock
 - Source list
 - Critical Part
 - JIT Sched. Indicator:

#	Main activities	Tips / Best practices
20	Plant	Always 0229 (for all GBU's)
21	Purchasing group	See IECRA File
22	Material freight group	EMBA – Packed 455 – Bulk
23	Batch management	Active
24	Automatic PO	Active
25	Purchasing value key	0001

Foreign trade import

Purchasing Foreign trade import Purchase order text MRP 1

Material 149877 PPA AS-4133 HS NT S25 P1000
 Plant 53RD SSP-US /SPARTAN TOLEDO

Foreign trade data

Comm./imp. code no. 3908907000 OTHER POLYAMIDES IN PRIMARY FORMS Un
 Export/import group
 CAS number (pharm.)
 PRODCOM no.
 Control code

Origin / EU market organization / preferences

Country of origin US Region of origin
 CAP product list no.
 CAP prod. group
 Preference status Not maintained Customs tariff prefs
 Vendor decl. status Not maintained

27

Purchasing Foreign trade import Purchase order text MRP 1

Material 141271 AMODEL® AS-4133 HS NT 25KG BAG
 Plant 0228 7523 São Bernardo do Campo

Foreign trade data

Comm./imp. code no.
 Export/import group
 CAS number (pharm.)
 PRODCOM no.
 Control code 3908.90.90

Origin / EU market organization / preferences

Country of origin US Region of origin
 CAP product list no.
 CAP prod. group
 Preference status Not maintained Customs tariff prefs
 Vendor decl. status Not maintained

26

#	Main activities	Tips / Best practices
26	Control code	Search for the "Header code" xxxx.xx.909 and ask requester to confirm the code - Table T604N – Can only be done after WP2 material is created - Use MM02 transaction
27	Country of origin	Copy from PF2 – When PF2 material have industrial origin

MRP

Purchase order text | MRP 1 | MRP 2 | MRP 3 | MRP 4

Material: 141271 | MODEL® AS-4133 HS NT 25KG BAG
 Plant: 0229 | 7523 São Bernardo do Campo

General data

Base Unit of Measure: KG | kg | MRP group: 2001
 ABC Indicator: | Valid from: |
 Plant-sp.matl status: |

MRP procedure

MRP Type: Z3 | Copy of P3 + uploaded in APO
 Reorder Point: 0 | Planning time fence: 1
 Planning cycle: | MRP Controller: 001

Lot size data

Lot size: EX | Lot-for-lot order quantity
 Minimum Lot Size: 0 | Maximum Lot Size: 0
 Maximum stock level: 0
 Assembly scrap (%): 0,00 | Takt time: 0
 Rounding Profile: | Rounding value: 0
 Unit of Measure Grp: |


#	Main activities	Tips / Best practices
28	MRP 1,2,3,4	Use as a model a WP2 material already in place

Fields that should be maintained on MRP views:

MRP1	MRP2	MRP3		MRP4
<ul style="list-style-type: none"> • T • I • PMRP Type • Planning time fence • MRP Controller • Lot size 	<ul style="list-style-type: none"> • Procurement type • SchedMargin key 		<ul style="list-style-type: none"> • Period Indicator • Strategy group 	No fields to be maintained

Storage 1 & 2

MRP 4 Plant data / stor. 1 Plant data / stor. 2 Warehouse mgmt 1

Material 141271 MODEL® AS-4133 HS NT 25KG BAG 

Plant 0229 7523 São Bernardo do Campo

Stor. Loc. BRSP Resales Sp Polym

General data

Base Unit of Measure kg Unit of issue

Storage Bin Picking area

Temp. conditions Storage conditions

Container reqmts Haz. material number

CC phys. inv. ind. CC fixed Number of GR slips

Label type Lab.form Appr.batch rec. req.

Batch management

Shelf life data

Max. storage period Time unit


Min. Rem. Shelf Life Total shelf life

Period Ind. for SLED Rounding rule SLED

Storage percentage

#	Main activities	Tips / Best practices
#	All fields	Copy information from a WP2 material with same Sales (GBU)

Plant data / stor. 1 Plant data / stor. 2 Warehouse mgmt 1 Wareho...

Material 141271 MODEL® AS-4133 HS NT 25KG BAG 

Plant 0229 7523 São Bernardo do Campo

Stor. Loc. BRSP Resales Sp Polym

Weight/volume

Gross Weight Weight unit

Net Weight

Volume Volume unit

Size/dimensions

General plant parameters

Neg. stocks in plant Log. handling group

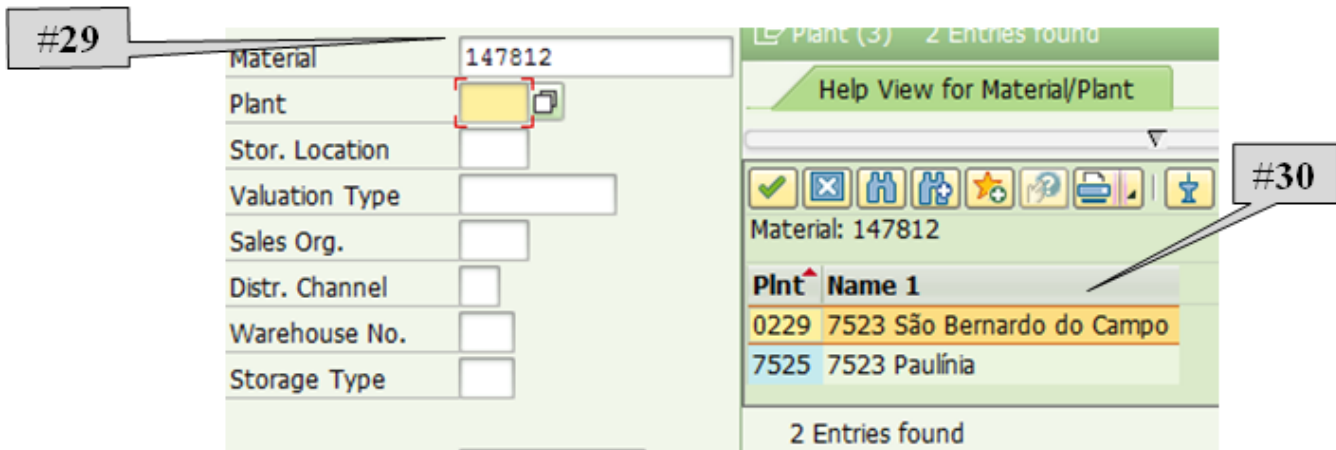
Serial no. profile SerLevel Distr. profile

Profit Center Stock determ. group

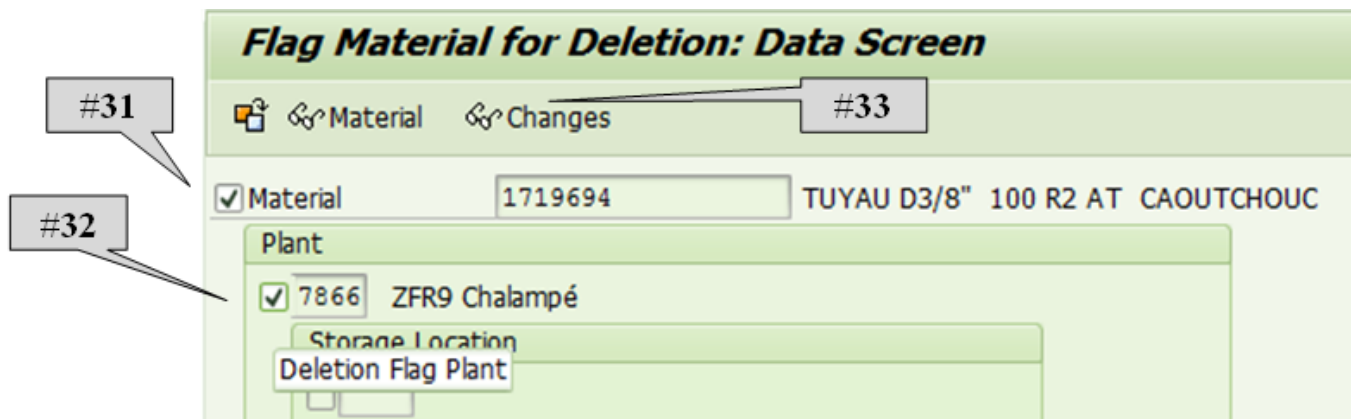
29

#	Main activities	Tips / Best practices
29	Profit Center	See IECRA File ,there is a correspondence between division- profit center

Finished products material deletion



#	Main activities	Tips / Best practices	Key points
	Enter transaction MM06.		
29	Enter the material number and hit Enter		
30	Verify how many plants are associated with the article	To see the list, click on the box on "Plant" field.	a) To delete the material for only 1 plant, select the plant. If the material needs to be deleted for all plants, leave the field Plant <input type="checkbox"/> blank.



#	Main activities	Tips / Best practices	Key points
31	Tick the Material checkbox if the material must be suppressed for all plants.		
32	Tick the Plant checkbox if the article must be suppressed only for the designated plant.		
33	Click changes button to confirm prior modifications made in the specific article		
	Update the reference SHORT NAME with *OBS* in the beginning of the text		Follow the Raw material and Prodcum modification chapter

sbs perimeter

	Finished products and PRODCOM Codes – Brazilian Plants			
	Creation	Modification	Suppression	
SBS PERIMETER	Yes	Yes	Yes	

Contacts

A new finished product can only be requested by the contacts mentioned in the following [file](#). If any doubt exists regarding this type of materials, it should be those contacts from the file that we should contact.
Materials can only be created by Service center team.

End of document