

A3012 - New Action

Overview

To create a new Action, open the app "Value Creation", go to tab 'Actions' and click on button "New"...

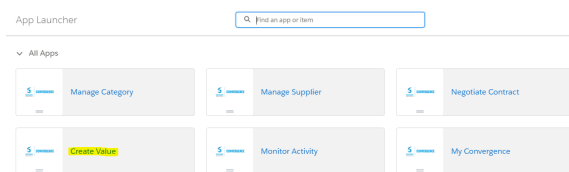
Table of content

- [How to create a New Action](#)
- [Related articles](#)
- [Need help](#)
- [How to ask for assistance?](#)

How to create a New Action

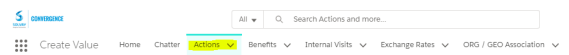
STEP 1

Open app "Create Value"



STEP 2

Go to tab 'Action'



STEP 3

Click on "New".



STEP 4

Section "Information" is filled in by default with your Manager and program "Procurement". You can change them and add "Contributors".

New Action: Actual

Information	
Owner Yoann Petit-ext	* Associated Manager <input type="text" value="Search People..."/>
Contributors <input type="text"/>	* Program Procurement

STEP 5

Fill in section "General" and especially fields in red : they are mandatory.

Title - Choose a title for your Action

Type of Action - Choose in the picklist

Grouping field is a place for keywords. For example, "Project 123".

GPS Axis - Choose a segment or a raw material

Calculation rules - depending on the rule chosen, **Benefit impact** may be either Spot (1 month) or recurring (12 months)

Benefit duration - Also known as Agreement duration. In years.

Probability - You can fill in a probability between 0 and 100% when your Action is in "Idea" status. It will be set to 100% when next statuses are chosen (In progress, Implemented...)

Implementation date - Choose an implementation Month and implementation Year

Currency - Choose a local currency

Once all the needed information is filled in, press the **"Save"** button

New Action: Actual

General

* Title

* Type of Action

Grouping Field

* GPS Axis

* Benefit duration

* Calculation rule

* Benefit impact

Description

Calculation details

* Implementation Month

* Currency

* Implementation Year

Associated Exchange rate

* Status

Probability (%)



STEP 6

Once you have saved your action, you are redirected to the **"Scope and Benefits"** tab. This is the view from which you create the Benefits related to your Action.

Select the zone(s), GBU(s) and Site(s) you want to create benefits for

STEP 7

The corresponding benefits are instantly created.

- 1 - Fill in the spend
- 2 - Fill in the Expected Benefits amount
- 3 - Save Benefits

DETAILS | **SCOPE AND BENEFITS** | ATTACHMENT CONSOLE | ACTIVITY | CHATTER

Zone

- APIC
- EMEA
- LAM
- NAM

BU(s)

- AROMA PERFORMANCE
- COATIS
- COMPOSITE MATERIALS
- CORPORATE AND BUSINESS SUPPORT
- ENERGY SERVICES
- NOVECARÉ
- PERFORMANCE POLYAMIDES
- PEROKIDES
- SILICA
- SODA ASH AND DERIVATIVES
- SPECIAL CHEM
- SPECIALTY POLYMERS
- TECHNOLOGY SOLUTIONS

GEO/ORG value

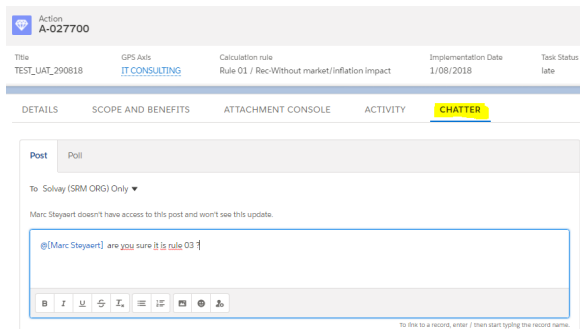
- EMEA (Zone) - ENGINEERING PLASTICS (Business Line)
- EMEA (Zone) - POLYAMIDE AND INTERMEDIATES (Business Line)
- EMEA (Zone) - COMPOSITE MATERIALS (GBU)
- BLANES (Site) - POLYAMIDE AND INTERMEDIATES (Business Line)
- CHALAMPE (Site) - BUTACHEMIE (Business Line)
- CHALAMPE (Site) - POLYAMIDE AND INTERMEDIATES (Business Line)
- FREIBURG (Site) - POLYAMIDE AND INTERMEDIATES (Business Line)
- GORZOW - ENGIN... (Business Line)
- HEANOR (Site) - COMPOSITE MATERIALS (GBU)
- KEIGHLEY (Site) - COMPOSITE MATERIALS (GBU)
- LYON (Site) - ENGINEERING PLASTICS (Business Line)
- MANCHESTER (Site) - COMPOSITE MATERIALS (GBU)
- MONDOVI (Site) - COMPOSITE MATERIALS (GBU)
- OESTRINGEN (Site) - COMPOSITE MATERIALS (GBU)
- ROUSSILLON (Site) - POLYAMIDE AND INTERMEDIATES (Business Line)
- STFONS BELLE ETOILE (Site) - ENGINEERING PLASTICS (Business Line)
- STFONS BELLE ETOILE (Site) - POLYAMIDE AND INTERMEDIATES (Business Line)
- TOULOUSE (Site) - COMPOSITE MATERIALS (GBU)
- VALENCE (Site) - POLYAMIDE AND INTERMEDIATES (Business Line)
- WREXHAM (Site) - COMPOSITE MATERIALS (GBU)

GEO/ORG value	Spend	Expected Benefits	Obtained Benefits	Impact Benefits	Controller	Status
€0,00						
CHALAMPE - BUTA...	1.234	567			Antoine TRILLOT	Idea
GORZOW - ENGIN...	9.876	543			Christophe BOUFFARD	Idea

Save Benefit(s)

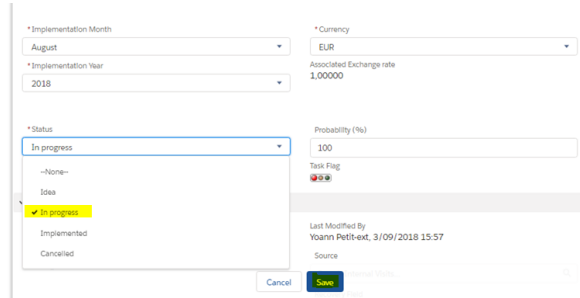
STEP 8

Use Chatter to collaborate with your manager on this Action and eventually improve it.



STEP 10

When ready, change status to "Implemented" and save. Action probability is now set to 100%.



Related articles

- [B - Salesforce terminology](#)
- [A11 - Introduction to Convergence](#)

Need help

How to ask for assistance?

Dear Salesforce Convergence user,

For any question or issue regarding Convergence, please :

- create a request in **Service One** with the following information:
 - I want to update data in Convergence [Maintain data ownership in CONVERGENCE](#)
 - I want to mass upload procurement data [Maintain procurement data in CONVERGENCE](#)
 - Process : Data & Analysis
 - PTP-Subprocess: Purchasing Tools Support
 - PTP-Category: Convergence

For account creation, please refer to [here](#).

Thank you very much,

Convergence Team.