

Fixed costs

Fixed costs

[[In Business Warehouse \(WBP\)](#)] [[In SAP](#)] [[In QlikSense](#)]

In Business Warehouse (WBP)

👍 It is recommended to use the workbook BW_WBK_OSC_0001 - ONE SOLVAY - Cost center Analysis.

But there are other workbooks available in BW.

GBU Fixed Costs

| | Workbooks | Name | Description | Documentation | View (click to enlarge) |
|---|-----------------|---|---|--|-------------------------|
| 👍 | BW_WBK_OSC_0001 | ONE SOLVAY - Cost center Analysis | <p>The report gives the detail of all cost centers CBS & GBU but it can also be used to report costs in orders & WBS.</p> <ul style="list-style-type: none"> • Cost elements and cost elements hierarchy (ZSOLV) • Cost centers and cost centers hierarchy (ZCBS) • 52 characteristics | FC - Create a fixed costs report | |
| | BW_WBK_FC_0001 | FC-End month - P&L reconciliation COPA (Core Query) | <p>The report gives the detail of cost centers included in the group ENTRP in ZCBS hierarchy and the corresponding amount assessed in COPA with:</p> <ul style="list-style-type: none"> • Cost elements and cost elements hierarchy (ZSOLV) • Cost centers and cost centers hierarchy (ZCBS) • 52 characteristics | FC - Create a fixed costs report | |
| | BW_WBK_FC_0003 | FC - Cost center master data (Core Workbook) | <p>The report is used to display all cost centers master data including:</p> <ul style="list-style-type: none"> • Basic data maintained in KS03 - Display cost center • Responsible maintained in SRM7 • ZCBS hierarchy • GBU from profit center in WP1 or business area in PF1 • Responsible plant from department of profit center | FC - Cost centers master data | |
| | BW_WBK_FC_0006 | FC-End month - P&L select - P&L Impact (Core Query) | <p>The report is used when working with cost centers shared with other GBUs.</p> | FC - Fixed costs report - P&L impact | |

| | | |
|----------------|---|---|
| BW_WBK_FC_0007 | FC-End month - P&L select - Monthly P&L Impact (Core Query) | It is the same report as the workbook BW_WBK_FC_0006 but the exchange conversion is done with the BFC method explained here . |
|----------------|---|---|

Corporate Business Services

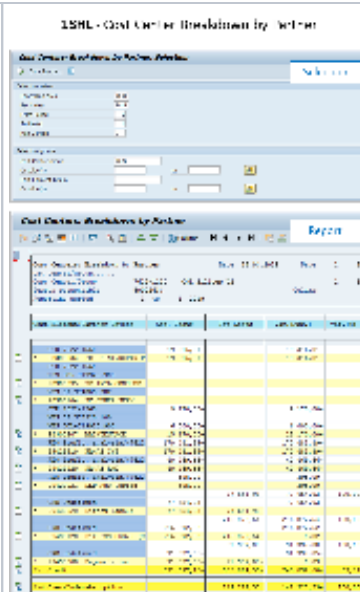
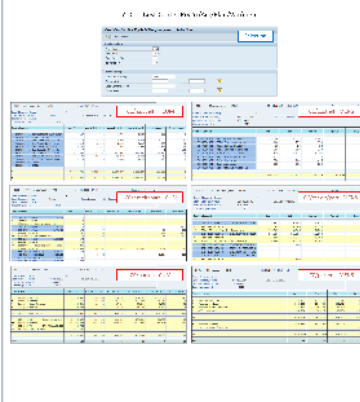
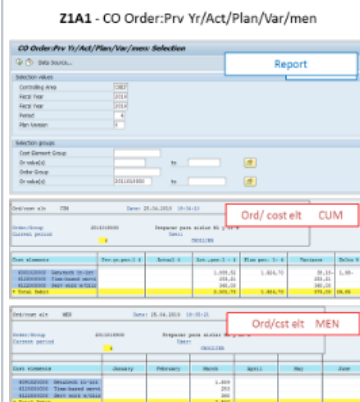
| Query | Name | Description | Documentation | View (click to enlarge) |
|-----------------|---------------------------------------|---|--------------------------------------|-------------------------|
| BW_WBK_CBS_0001 | CBS Functions - End of Month Analysis | Cost centers report for a selected period <ul style="list-style-type: none"> By controlling area In local currency | CBS - Function costs | |

In SAP


In SAP (WP1 and PF1), the detail of cost centers & orders can be displayed using the transaction GR55.

You can find below the list of main reports available in each ERP with a short description. They are available in **real time** in **local currency** & by **controlling area**

| | t-code | Report | Name | PF1 | WP1 | Description | View (click to enlarge) |
|--|--------|--------|--|-----|-----|---|--|
| | GR55 | 1SIP | Cost Centers: Actual/Plan/Variance => t-code S_ALR_87013611 - Cost Centers: Actual/Plan/Variance: Selection | | | Cost centers report for a selected period <ul style="list-style-type: none"> By controlling area In local currency | <p>1SIP - Cost Center Actual YTD analysis</p> |
| | GR55 | ZR01 | Cost Centers: Cost per month | | | Cost centers report by month <ul style="list-style-type: none"> By controlling area In local currency | <p>ZR01 - Cost Center monthly analysis</p> |

| | | | | | | |
|------|------|---|---|---|--|---|
| GR55 | 1SHL | Cost Center Breakdown by Partner => t-code S_ALR_87013615 - Breakdown by Partner | ✓ | ✓ | Cost centers report for a selected period <ul style="list-style-type: none"> By controlling area In local currency With partner object (cost center / order / WBS) |  |
| GR55 | Z1C1 | Cost Center:Prv Yr/Act/Plan/Var/men | ✓ | ✗ | Cost centers reports by month in local currency: Actual Y-1 vs Actual Y <ul style="list-style-type: none"> CC/ cost elt CUM: cost element CC/cst elt/part CUM: cost element & partner object CC/parten CUM: partner object By month <ul style="list-style-type: none"> CC/ cost elt MENS: cost element CC/cst elt/part MENS: cost element & partner object CC/parten MENS: partner object |  |
| GR55 | Z1A1 | CO Order:Prv Yr/Act/Plan/Var/men | ✓ | ✗ | Orders reports in local currency: <ul style="list-style-type: none"> Ord/ cost elt CUM: Actual Y-1 vs Actual Y Ord/ cost elt MENS: By month |  |

In QlikSense

| | Dashboard | Description | Documentation | View (click to enlarge) |
|---|---------------------------------------|---|---------------|---|
| 👍 | Fixed Costs Dashboard | The Fixed Costs dashboard is dedicated to the "CBS/Functions" and the "GBUs" fixed costs follow up. It supports Managers in charge of piloting global performance on their activities and the Site, GBU, Regional Finance Controllers and the Costing Managers (support) in charge of operational reporting for themselves or their team. | |  |

