

BW & BO Broadcast Dashboard

- General description
 - Data Sources
 - Snapshots History
- Definitions
 - Counting key figures
 - Broadcasts per topic (Top 20)
 - Calculated fields
- Analysis Graph
 - Different reports broadcasted (Top 10)
 - Broadcasts per topic (Top 20)
 - Users per topic (Top 20)
 - BW vs BO
 - Broadcasts per zone
 - Users per zone
- Analysis Tab
 - Top Receivers
 - Top Owners
 - Top Reports
 - Reports per Topic and Zone
 - Broadcasts per kind
- Search Tab
- BO Folder View
- New and Deleted
 - Newly Added
 - Newly Deleted
 - Broadcast evolution
 - Users evolution

General description

Data Sources

The broadcast uses data from 4 different sources :

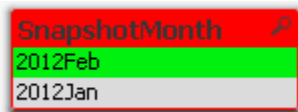
- The BO instances list (From the Saint's tools).
- The BW broadcast settings list (From BW transaction).
- The BW emails list (From BW table).
- The BW broadcast file from the EROOM.

Snapshots History

The dashboard only stores the data for 2 months. The M-1 month and the M-2 month.

The month corresponds to the snapshot date (snapshot is done at the end of the month).

You can choose the displayed snapshot through the "SnapshotMonth" filter :



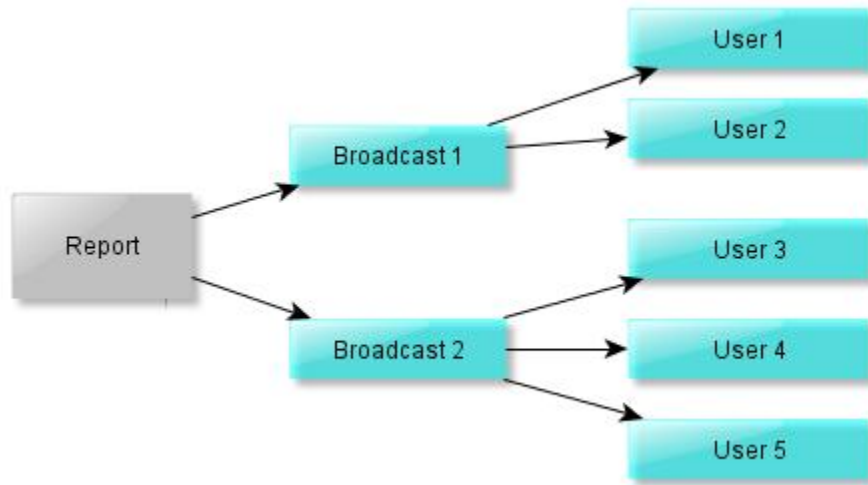
Definitions

Counting key figures

In BO and BW, a report (or query/workbook/view/webtemplate in BW) can be sent to users via a broadcast. To send an automated email or "broadcast", an instance (in BO) or broadcast setting (In BW) must be created.

It's in this instance/setting that will be defined the broadcast information : to who, what report, when, which format...

Broadcasts per topic (Top 20)



User : Is considered a user an +email address, or **BO Inbox**. The email address can correspond to a person or to a mailbox (Ex : Eroom)

Broadcast : It's the object used to schedule. It's says which report, when, in which format and to who the report will be sent.

- For BW, a broadcast corresponds to 1 BW broadcast setting.
- For BO, a broadcast corresponds to 1 scheduling instance.

Report :

- For BW a report is identified by a Technical name (of the query, workbook or web template).
- For BO a report is identified by a broadcast name (name of the report being broadcasted).

Calculated fields

Some fields in the dashboard are not coming directly from BO or BW but are calculated :

Scheduled : Used to include or exclude broadcasts that are not scheduled.

- For BO : "Yes" if report is Recurring and not paused (Status=Paused), "No" otherwise.
- For BW : "Yes" if scheduled in the BW normal interface, "By Program" if the broadcast setting is in the BW Broadcast Eroom file. Otherwise "No".

Include IT : Used to include or exclude IT users from the statistics.

- "IT" if the email or BO Inbox corresponds to an IT person. This is based on a list maintained manually and updated monthly.
- "Not IT" if the email or BO inbox is not in the list.

User Zone : This is used to classify the users by zone or type when not possible.

- "EU, AP, LA, NA" : zone of the user based on the email (Ex : if email contains "@eu" --> EU)
- "Solvay" : the broadcast is sent to an email with "@solvay"
- "File" : Technical broadcasts to a file location. Usually used to provide files for external loadings (Ex : Qlikview)
- "Inbox" : the broadcast is sent to the BO inbox. In that case we cannot know the zone.
- "External" : the broadcast is sent to an email outside of Rhodia.
- "Eroom" : the broadcast is sent to an Eroom to be stored.

Topic : This is used to regroup the broadcasts by subject.

Groups are done from a list of key words found in the broadcast name (for BO) or setting technical name (For BW).

Ex : All broadcasts with "Order book" in the name will be classified in the order book topic.

Analysis Graph

Different reports broadcasted (Top 10)

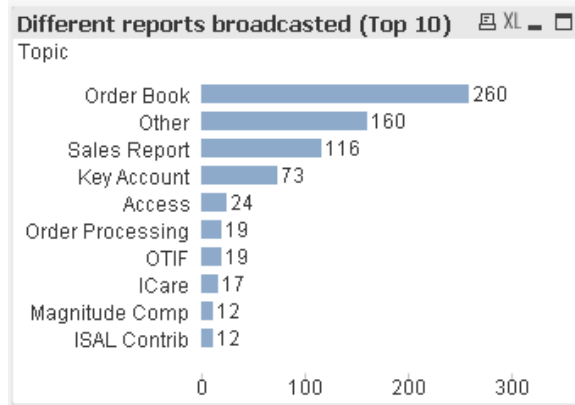
This graphic counts the number of different reports broadcasted per topic. Only the top 10 topics with the most reports are displayed.

1 report = 1 report name

This is different from the number of broadcasts because the same report can be broadcasted multiple times.

A high number means that there are a lot of different reports used to broadcast on the same topic.

Note that for BO, if 2 reports have exactly the same name, it will be counted only once (For BO the dashboard uses the BO report name, not the internal ID).

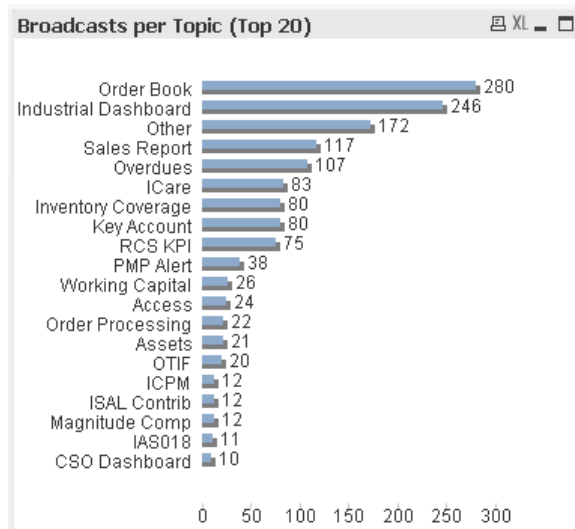


Broadcasts per topic (Top 20)

This graphic counts the number of different broadcasts (settings /schedules) set per topic. It only displays the top 20 topics with the most broadcasts.

If a report is broadcasted several times it will appear only once in the Report graphic, but will be counted several times in this graphic.

It is different from the Users count because a broadcast schedule can be sent to many different users.



Users per topic (Top 20)

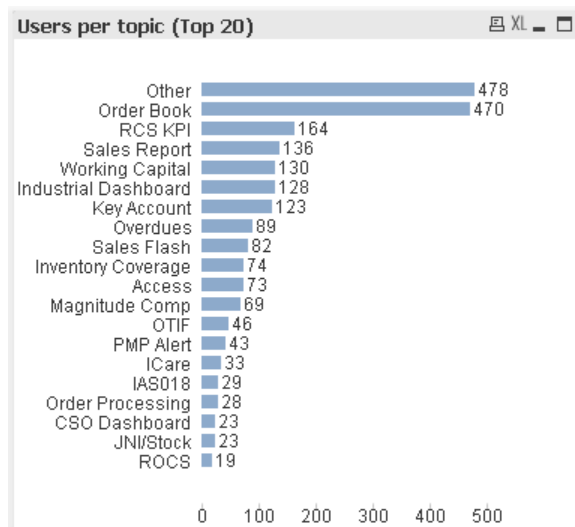
This graphic counts the number of different users receiving at least 1 report. The display is by topic and will only show the top 20 topics with the most users.

Notes :

if a user receives several reports/broadcasts for one topic, it will only be counted once.*

Ex: if a user receives several order books, it will be only counted once.

- If a user receives the broadcast in both his email and his BO inbox, it will be counted twice (the dashboard is not able to link email and BO Inbox)

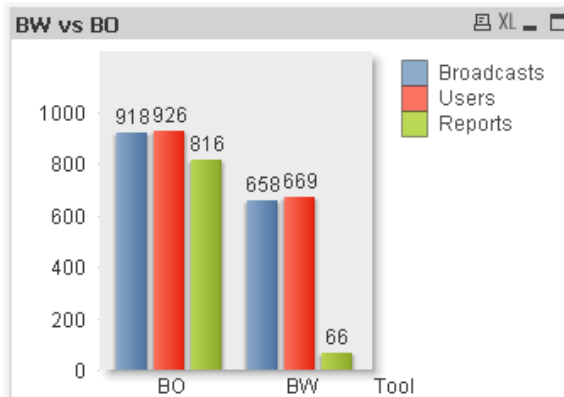


BW vs BO

This graph allows to compare the BO and BW tools on 3 KPI :

- The number of broadcasts settings.
- The number of users receiving at least 1 broadcast.
- The number of different reports being broadcasted.

Same rules as the graphics above apply.



Broadcasts per zone

Graph shows the number of existing broadcasts (settings/instances) per zone of the user.

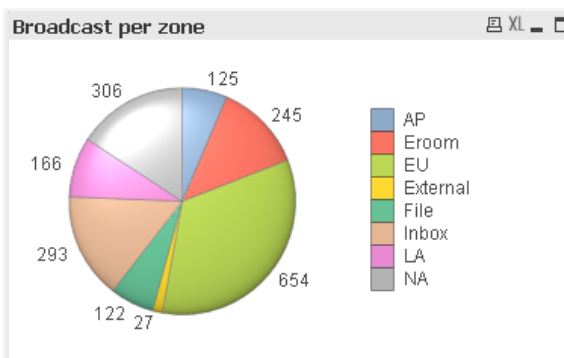
Notes :

The zone is NOT the defined zone of the broadcast, but the zone of the users receiving it.

Ex.: if a broadcast called "Novecare AP" is sent to a EU user it will be counted in the EU zone, not AP.

If a broadcast is sent to users in several zones it will counted several times. Total of broadcasts per zone <-> Total number of broadcasts.

Ex.: if a broadcast is sent to a EU user and a LA user, it will be counted once for LA and once for EU.



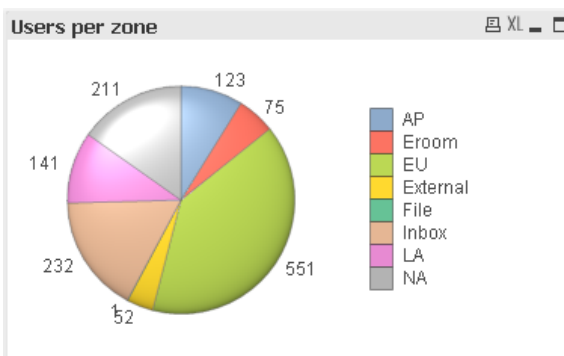
Users per zone

Graph shows the number of users receiving at least on report per zone of the user. See above for the zone definition.

Note:

- The zone is **NOT the defined zone of the broadcast**, but the zone of the users receiving it.

Ex.: if a broadcast called "Novecare AP" is sent to a EU user it will be counted in the EU zone, not AP



Analysis Tab

Top Receivers

Counts the number of broadcasts sent to each users and displays the top 20 users with the most broadcasts.

Note that if a report has several broadcast schedules (ex : at D1 and another a D5) it will be counted as 2 broadcasts.

Top Receivers		XL
Email	Broadcasts /	
	1576	
filelocation	122	
fabrice.etccherry@eu.rhodia.com	57	
nadine.bardanave@eu.rhodia.com	57	
eliane.osganian@eu.rhodia.com	48	
audrey.laurent@eu.rhodia.com	30	
jean.vernade@us.rhodia.com	26	
moshe.carmel@us.rhodia.com	22	
nathalie.brunet-hilmoine@eu.rhodia.com	22	
fernando.birman@br.rhodia.com	20	
stephane.simon@us.rhodia.com	20	
bum-jin.lee@ap.rhodia.com	18	
laure.brugeron-petit@eu.rhodia.com	18	
carl.machado@us.rhodia.com	17	
pedro.mattos@br.rhodia.com	17	
cindy.sun@ap.rhodia.com	16	
martine.lemaire@eu.rhodia.com	16	
philippe.borel@eu.rhodia.com	16	
s0047225	16	
maud.lamure-contractor@us.rhodia.com	15	
rhodiacentermembers.industrialdashb...	15	

Top Owners

Count the number of broadcasts as well as the number of users receiving the broadcasts by owner of the broadcast.

Notes :

- Rule for BW is to use the "BW_BCAST" user to set all the broadcasts.
- The "Owner" is the person that set the broadcast setting /instance, not the owner of the report.

Top Owners			XL
Owner	Broadcasts	Persons /	
	1576	1386	
BW_BCAST	625	639	
JLUCERO	209	364	
S9001038	236	267	
TCARVALH	144	183	
SMIGNARD	30	103	
LDEZEEUW	10	49	
S8071647	13	37	
CVERGNE	77	34	
NSONG	7	28	
DTONDA	4	22	
S9001040	18	18	
CTIBERGH	14	16	
BMCMAHON	12	16	
S8053083	10	13	
MHLOH	3	9	
LGIRER	7	8	
S9001754	4	8	
JLU2	72	6	
CPEYRACHON	7	6	
S8001772	7	5	

Top Reports

Counts the number of broadcasts (instances/settings) and persons receiving it for each report and shows the top 20 reports with the most broadcasts.

Note :

- For BO the technical name corresponds to the report name.
- For BW, if the technical name is a long list of characters it means it's a workbook (name generated by the system).

Top Reports			
Tool	Topic	Technical Name of Object	Broadc... / Persons
			1576 / 1386
BW	Industrial Dashboard	4FQUBQE2TJ6CU1QL6QRI644Z0	190 / 66
BW	Inventory Coverage	4GQ8WDQKNABL93XBWN40L7CJ0	80 / 73
BW	Overdues	BW_QRY_OD5_FI01_0006	69 / 69
BW	Industrial Dashboard	4I556FP56OLA498QXWPZVW8X8	55 / 106
BW	PMP Alert	BW_QRY_OD5_OCOPC_001_001	38 / 42
BW	Overdues	4EVJ8RYEUNGR3W5MOLCAVUER0	37 / 37
BW	Working Capital	BW_WC31_ENTERPRISE_BROADC...	26 / 127
BO	ICare	ICR_HEADCOUNT_EVOLUTION	21 / 21
BO	ICare	ICR_HIRING_TERMINATION	20 / 21
BO	ICare	ICR_HEADCOUNT_LIST	20 / 20
BW	RCS KPI	4HVOZP200JVNOPFDISXXKOG8C	11 / 34
BW	RCS KPI	4HHONEL69RHZCC130QPQVCYEK	11 / 28
BW	RCS KPI	4HH178NWCSQCQKCY56QD2XBU4	11 / 23
BW	RCS KPI	4HHFXQUS90EMQ2RYULXAWK5D8	11 / 23
BW	RCS KPI	4I6XX05FECACH6CEODBUGAS2K	11 / 20
BW	RCS KPI	4HHA18B350T93XXOHA0BV90OC	9 / 80
BW	AP Carto	4G679QT1X1CJ9ZUIAJOMLNPYK	7 / 7
BW	Assets	EB0025HJCE7XNRF2CIE72EJ4K	7 / 6
BW	Assets	2MK9N8GM80RAEDHJROA916O9G	7 / 5
BW	Assets	E40VL9IAJU5EGF4AH2014YUDW	7 / 5

Reports per Topic and Zone

Counts the number of different reports broadcasted by topic and zone of the user.

Big differences between the zones mean that many zone specific reports /formats are used.

Reports per Topic and Zone (Top 10)		
Topic	UserZone	Different reports
Total		882
	Total	296
	NA	89
	EU	84
Order Book	Inbox	84
	File	37
	LA	21
	AP	13
	External	2
Other	Total	153
	EU	71

Broadcasts per kind

Counts per tool and kind ("Format") the number of broadcasts and persons receiving it.

The Kind corresponds to the format used for the report when it is sent. Values can be :

- BO
 - Excel : an excel file (2003-2007 version) is sent as an attachement in the email (or inbox or file location)
 - PDF : a PDF file is sent as an attachement in the email(or inbox or file location)
 - Publication : in the case of publication impossible to get the format automatically.
 - Webi : the report is sent as a BO report in the inbox
- BW
 - HTML : the result of the report is attached to the email as an HTML file.
 - MHTML : the result of the report is displayed directly in the email text.
 - MS Excel Workbook : the result is sent as an attached excel file (2003-2007 version)
 - XML (MS Excel) : the result is sent as an attached excel file in XML format.

Broadcast per kind			
Tool	Kind	Broadcasts	Persons
BO	Excel	463	461
	Pdf	110	260
	Publication	1	9
	Webi	344	385
BW	HTML	5	3
	MHTML	65	167
	MS Excel Workbook	504	508
	XML (MS Excel)	84	101

Best practices : In BO the best pratice is to reduce the excel broadcasts and prefer PDF. In no best practice (but recommended to use query/view /webtemplate broadcast over workbooks)

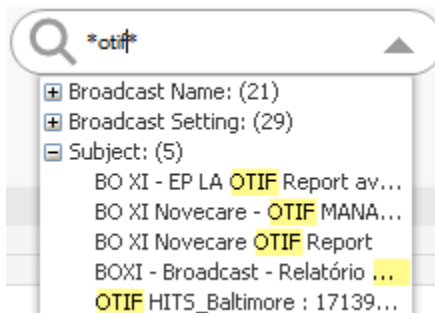
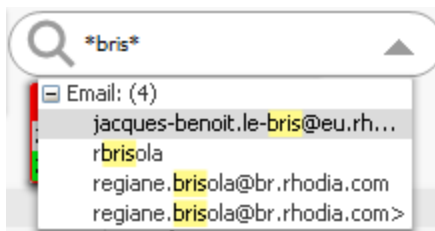
Search Tab

The search tab is a detailed table with most of the fields available. In addition to the normal filters, you have 2 other search fields :

Email: you can type an email or user name and it will search all the broadcasts sent to that person.

Name/Subject : you can type a name and it will search into :

- The subject of the broadcasted email
- The broadcast name
- The broadcast setting (technical code of the setting for BW)



BO Folder View

This page is similar to the Search tab but is customized for BO in order to display the reports by the folders tree found in BO :

3 - PPS/PPE Zones Reports	31 - Asia Pacific	-	IAS018	Yes	IAS018 Brazil IAS018 CHINA IAS018 FRANCE&SPAIN IAS018 FRANCE&SPAIN // IAS018 Korea IAS018 North America IAS018 POLSKA IAS018 SINGAPORE IAS018 UK
	34 - South-America	Mexico	Sales Report	Yes	Weekly Execute _ SALES REPORT ENTERPRISE...
6 - Purchasing	61 PEACH	PEACH Histo	Other	Yes	TO_KEEP - PEACH - Contracts List TO_KEEP 202 - Carry Over WW
	63 PAM	PAM Standard	Other	Yes	TO_KEEP 305 - Pipe and Launched Actions TO_KEEP 001 - Savings Bridge WW TO_KEEP 202 - Carry Over WW

New and Deleted

This page contains information that explains the evolution (delta) between the 2 snapshot months : what is new and what has been removed.

Newly Added

Lists the Broadcast + User combinaisons that have been created during the month.

The broadcast or user may already exist before but it's the combinaison (this broadcast sent to this user) that is new.

Note that for BO if a broadcast is deleted and then re-created with the same name, it will still be counted as a different one (different internal ID).

Tool	Broadcast Name	Email	Owner	Status
	12 Last Months Activity BW - V3	kalil.wilian@br.rhodia.com	X0001018	New
	210211_HISTORY OF DESPATCHES_SUPPLY-CHAIN_...	matthieu.yence@eu.rhodi...	S9001038	New
	COATIS - RONIA AND LUIS - Weekly Dashboard Report by MBB_002 GBU	luis.siervo@br.rhodia.com	TCARVALH	New
		ronia.oisiovici@br.rhodia.com	TCARVALH	New

Newly Deleted

Lists the Broadcast + User combinations that have been removed during the month (between both snapshots).

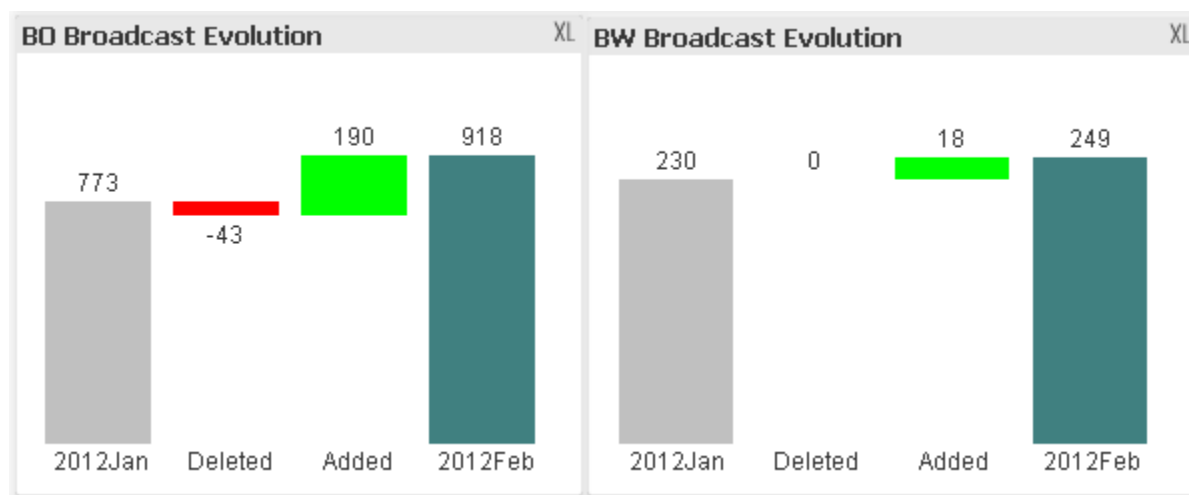
Newly Deleted				
Tool	Broadcast Name	Email	Owner	Deleted
	2012-ORDER BOOK_ENTERPRISE & BU_CWWPP5_013-Rhodiasolv_techno-group	justin.chafey@us....	58001772	Deleted
		laure.brugeron-pe...	58001772	Deleted
		nadine.bardanave...	58001772	Deleted
		nathalie.brunet-hil...	58001772	Deleted

Broadcast evolution

Counts the numbers of different broadcasts settings/instances for BW and BO and both month and then calculates how many have been completely removed or added between the 2 snapshots.

1. broadcast has to be completely new or completely deleted to be counted. Simply changing the destination list, or a parameter will not include the broadcast in the new/deleted count.

For BO if a broadcast is deleted and then re-created with the same name, it will still be counted as a different one (different internal ID).

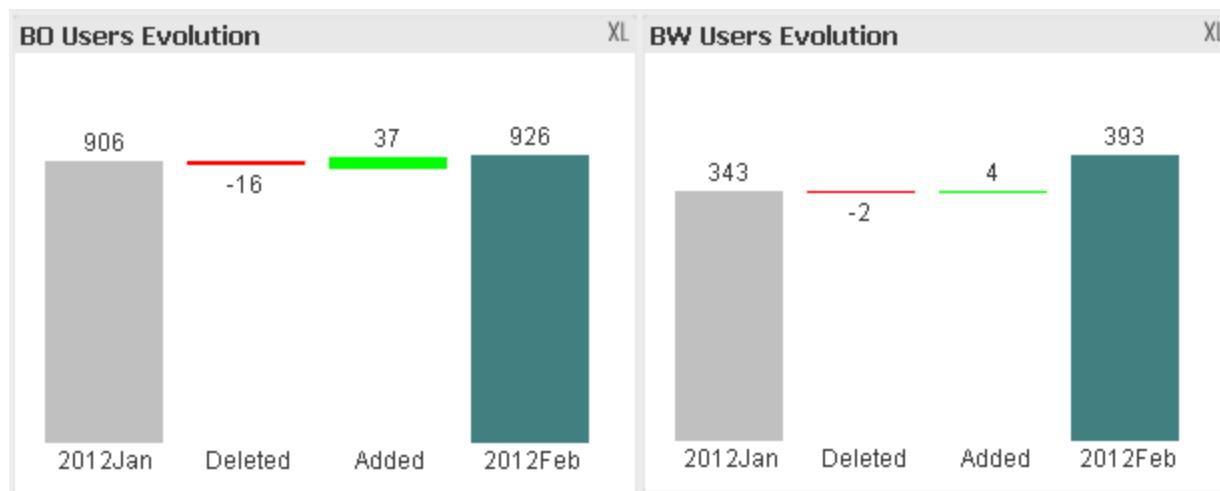


Users evolution

Counts the number of users which receive at least 1 broadcast.



Deleted shows the number of users that are no longer receiving any broadcasts in the second snapshot but were receiving at previous snapshot.

Added shows the number of users that were not receiving any broadcasts in the first snapshot and are receiving at least one in the current snapshot.



Workflow history

This view shows the 5 most recent entries. The complete workflow log is available from the 'Document Activity' menu item.

From Nov 26, 2014 to Dec 21, 2014	Actor	Type	Activity	Version
	Katarzyna Koeniger and Xiang Yun Ong	Edit	multiple updates from  Katarzyna Koeniger and 	
	 Katarzyna Koeniger	Edit	created the page at 3:39 am	