

Co\$ta - Release 2

Co\$ta - Release 2

>> Back to the [Co\\$ta project](#) home page



-
- [Determination Rules for Cost Package](#)
 - [Package Owner Qlik detail](#)
 - [Package Owner BW detail](#)
 - [Determination Rules for Budget Owner Dimensions](#)
 - [Budget Owner \(GBU\) Qlik detail](#)
 - [Budget Owner \(GBU\) BW detail](#)
 - [Budget Owner \(Function\) Qlik detail](#)
 - [Budget Owner \(Function\) BW detail](#)
-

Determination Rules for Cost Package

General Principles for the Database R2

A. Primary Postings in SAP Objects:

- Cost Center (CC)
- PM Orders and Internal Order
- WBS
- Most frequent cases: Reception of Purchase orders or posting of monthly payroll

Exceptions:

B1. COPA posting for **commissions** (to PL wo Intermediate CC)

B2. Good receipt (stock) for **spare parts** (No PL impact in Origin view)

- **Consumption** of Spare parts in CC/WBS/Order **are filtered out** to avoid double counting



Full Business rules [here](#).

Cost Package Determination (R2)

Hit



Selections

(the button on the top right)

- You can select any dimension, like cost center, month and entity etc.
- If the options are in dark gray, it means there is no data for these options

3. Four standard Graphs are already set up, three can be customized in terms of figures you want to see.

- Hit the description to change the comparison data

4. Cost details

- It works by drag & drop;
- Build your view to analyze the costs;
- Select the order of available dimensions to establish the levels on the dashboard
- Example for Macro Package Industrial Services

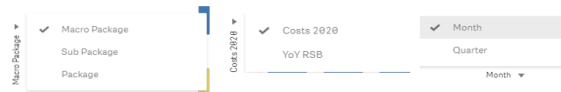


REMINDER: When you set a filter, it is applied to all the dashboard views and related graphs

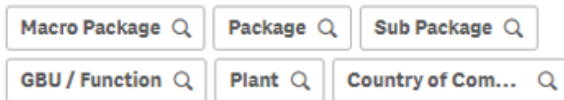
5. You can create a **bookmark** to store the filters, for the moment the layout is not saved, so you have to rebuild Cost details sequence each time

- You can get back to it choosing bookmark and selecting it
- You can also share the bookmark to any other person

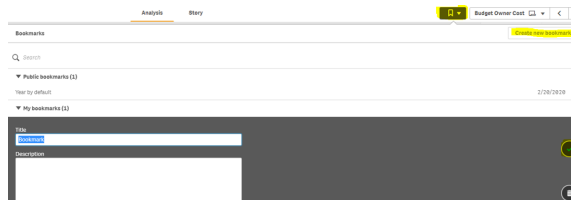
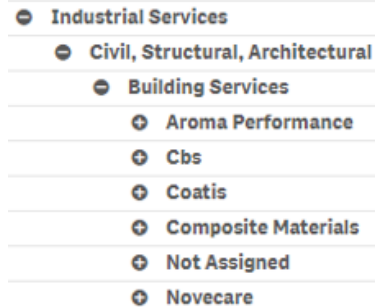
Share Bookmark



Costs Details (€)

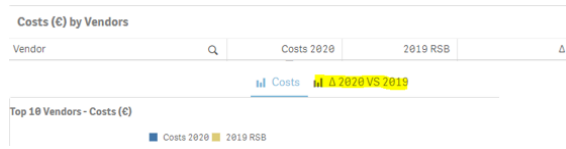


Totals



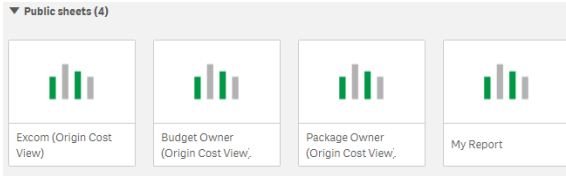
6. At the bottom you can find **Vendor costs** info (2020 / 2019)

- A table with the higher costs vendor to lower costs vendor
- A graph with the same info or by biggest delta Vs 2019



7. **My report view** (in addition to the Package owner)

- Go to Qlik Sense [here](#), select My report



8. You will find **Standard filters and Data sets**

- Click on your selection to select / unselect data sets

Data Sets

Dimensions Q

Measures Q



9. You can choose to work the data as **Table or Pivot table**

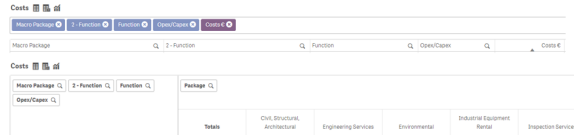
Costs


For both:

- Do the selections and the field will move to the dashboard
- You can hit the dimension button and filter what is not available in the standard filters

Table: you can change the sequence of the dimension

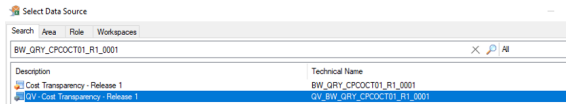
Pivot table: you can move also from row to column




 Other details about the [Package Owner Qlik](#) [here](#).

Package Owner BW detail

Directly in BW (WBP) : search for "BW_QRY_CPCOCT01_R1_0001" and choose the highlighted query



 **Template already filtered** to match Qlik Sense dashboard by Macro Package [here](#).

Then you have to do this selections in the prompt alongside the periods you are looking in Qlik Sense

Auth Scope on Resp Cost Center (Auth with input)

Costs Macro-Package

Function (Optional, Cost transparency Filters)

* Exchange Rate

* Target currency

Excluded record

1 - BFC GBU (Selection option)

<input type="checkbox"/>	TO	<input type="text"/>	<input type="text"/>
<input type="checkbox"/>	PV	<input type="text"/>	<input type="text"/>
<input type="checkbox"/>	CC	<input type="text"/>	<input type="text"/>
<input type="checkbox"/>	EB	<input type="text"/>	<input type="text"/>
<input type="checkbox"/>	OL	<input type="text"/>	<input type="text"/>
<input type="checkbox"/>	PX	<input type="text"/>	<input type="text"/>
<input type="checkbox"/>	PT	<input type="text"/>	<input type="text"/>
<input type="checkbox"/>	PY	<input type="text"/>	<input type="text"/>
<input type="checkbox"/>	SA	<input type="text"/>	<input type="text"/>
<input type="checkbox"/>	VI	<input type="text"/>	<input type="text"/>
<input type="checkbox"/>	VM	<input type="text"/>	<input type="text"/>
<input type="checkbox"/>	ES	<input type="text"/>	<input type="text"/>
<input type="checkbox"/>	PM	<input type="text"/>	<input type="text"/>
<input type="checkbox"/>	EN	<input type="text"/>	<input type="text"/>

For Cost Macro Package

- Select only the Package under analysis (right click on the dimension)
- Filter by member-make your selection

Member(Key)	Member(Text)
<input checked="" type="checkbox"/> Select All	
<input type="checkbox"/> #	Not assigned
<input type="checkbox"/> P0001	People
<input type="checkbox"/> P0002	Employee Services
<input type="checkbox"/> P0003	Business & Management Services
<input type="checkbox"/> P0004	Facility Services & Supplies
<input type="checkbox"/> P0005	Industrial Goods
<input checked="" type="checkbox"/> P0006	Industrial Services
<input type="checkbox"/> P0007	IT & Telecommunication

When finished:

- Use the filters or copy paste to another sheet completing the header of the columns without info
- Create a new sheet and insert a pivot table

Cost Macro Package name	Material - Material Group name	Material name	Resp. CC name	Cost Element name
Industrial Services	#LEAK SEALING SVCS##			
	#MECHANICAL SVCS##			
	#PLUMBING-COATING##			
	#AIR CONDITION SVCS			
	#BUILDING SVCS			
	#CIVIL WORK SVCS			
	#EFFLUENT TREAT			
	#ELECTRICAL SVCS			
	#ENGINEERING SVCS			
	#BESC			
	#Engineering services (Engineer)			
	#Engineering services (no dty)			
	#Engineering services (Technician)			
	#GEC engineer		ABB 0227V	Stud,Resh&Tech doc
			#Bicarbonate bulk	Stud,Resh&Tech doc
			CMS/Not assigned	Stud,Resh&Tech doc
			Digital Team	Stud,Resh&Tech doc
			EG -HX	Stud,Resh&Tech doc

The total amount should match the dashboard

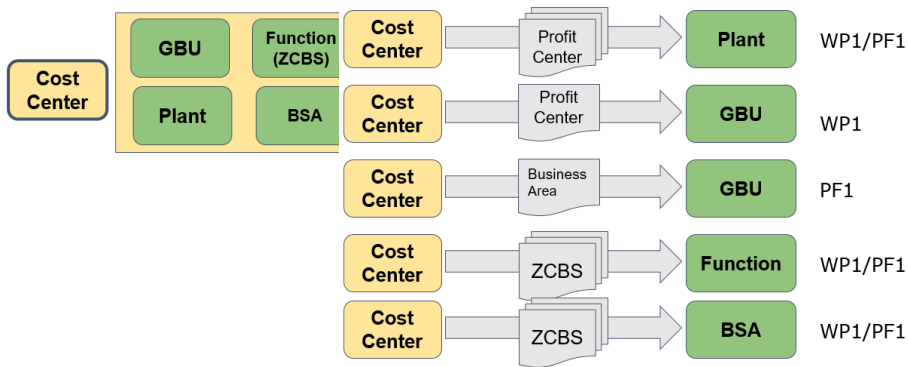
- Drill down to detail
- Check Macro Package by any dimension
- Example: Material group and Material

Other details about the [CoSta BW query](#) [here](#).

You can see in more detail on the documentation information about the dimensions, for example Package Derivation Source under [CoSta - Package assignment](#).

Determination Rules for Budget Owner Dimensions

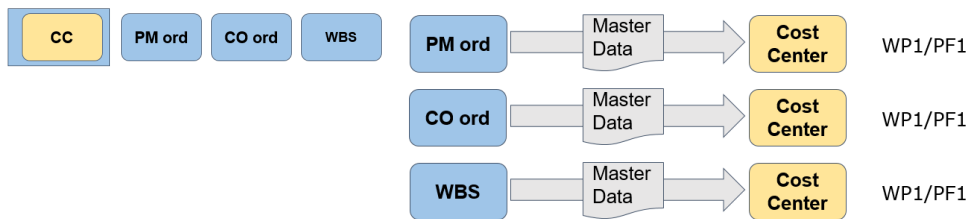
Dimensions of Budget Owners in Dashboard



⚠

- IF no CC assigned costs will show as not assigned
- IF CC not assigned to ZCBS hierarchy the Cost stay as NA (Function) (no GBU, no Plant; etc)

Derivation from other Objects

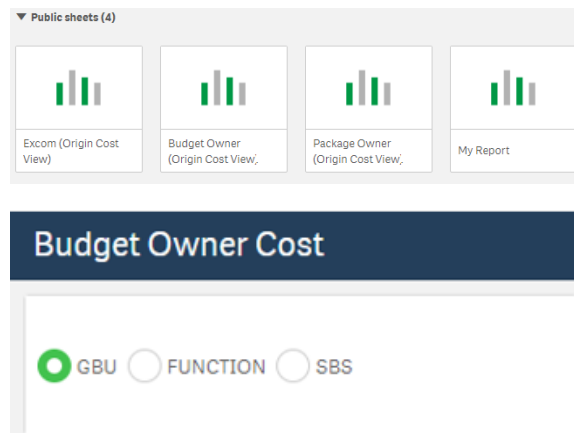


⚠ IF No CC assigned. The Cost stay as NA (no GBU, no Plant; etc)

⚠ Only Order category: 01 and 30

Budget Owner (GBU) Qlik detail

1. Go to Qlik Sense [here](#), select budget owner cost and confirm GBU is selected



2. Choose your GBU:

2.1. Directly in *cost details*

- Hit the GBU / Function dimension
- Select the GBU and hit the confirm selection button

You will get the costs for the selected GBU on the dashboard, graphs and total costs (cost details is set to have this 6 dimensions view)



The access macro-package People is restricted by GBU depending on the user ID profile.

Costs Details (€)

2.2. Via option *Selections*

Hit option



(the button on the top right)

- You can select any dimension, like cost center, month and entity etc.
- If the options are in dark gray, it means there is no data for these options

App dimensions	Display fields	Excluded Record ?	Display	Log on Entity/Code	Month	Month Year
Cost Center Code						
CHETK		Not assigned	No	PTL000001	Jan	Jan 2018
CHET0000000001			No	PTL000002	Feb	Feb 2018
CHET0000000002			No	PTL000003	Mar	Mar 2018
CHET0000000003			No	PTL000004	Apr	Apr 2018
CHET0000000004			No	PTL000005	May	May 2018
CHET0000000005			No	PTL000006	Jun	Jun 2018
CHET0000000006			No	PTL000007	Jul	Jul 2018
CHET0000000007			No	PTL000008	Aug	Aug 2018
CHET0000000008			No	PTL000009	Sep	Sep 2018
CHET0000000009			No	PTL000010	Oct	Oct 2018
CHET0000000010			No	PTL000011	Nov	Nov 2018
CHET0000000011			No	PTL000012	Dec	Dec 2018
CHET0000000012			No	PTL000013	Jan	Jan 2019
CHET0000000013			No	PTL000014	Feb	Feb 2019
CHET0000000014			No	PTL000015	Mar	Mar 2019

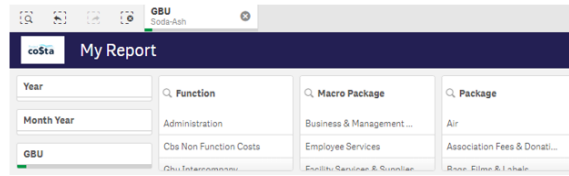
3. There are two standard Graphs already set up

- Hit the description to change the comparison data

4. Cost details

8. You will find **Standard filters and Data sets**

- Click on your selection to select / unselect data sets



9. You can choose to work the data as **Table or Pivot table**

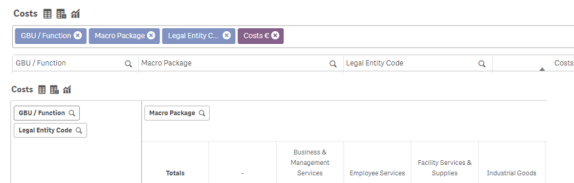


For both:

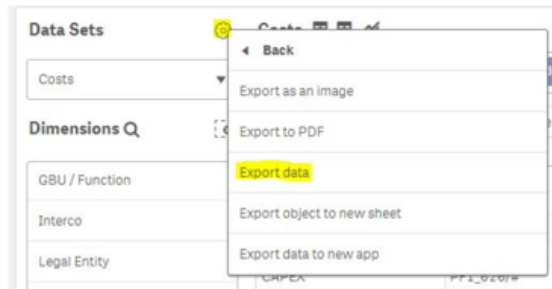
- You just need to do the selections and the field will move to the dashboard
- You can hit the dimension button and filter what is not available in the standard filters


Table: you can change the sequence of the dimension

Pivot table: you can move also from row to column




10. Download the data to Excel



 Keep in mind that these are costs at Origin so they will have GAP to GBU/cost center reports.

Main reasons:


- Allocations to CAPEX
- Costs charged / received to / from other CC group
 - Normally via secondary Cost Elements
 - Eg: Allocations from Plant FC to SG&A / SG&A to Plant FC
- Allocations to variable costs
- Cost Charge back to Interco or External
- Spare parts consumed

 Other details about the [Budget Owner Qlik](#) [here](#).

Budget Owner (GBU) BW detail

Directly in BW (WBP) : search for “BW_QRY_CPCOCT01_R1_0001” and choose the highlighted query



 **Template already filtered** to match Qlik Sense dashboard by Macro Package [here](#).

Then you have to do this selections in the prompt alongside the periods you are looking in Qlik Sense

Auth Scope on Resp Cost Center (Auth with input) = SOLVAY #

Costs Macro-Package = P9999

Function (Optional, Cost transparency Filters) = EPSRO

* Exchange Rate = C

* Target currency = EUR

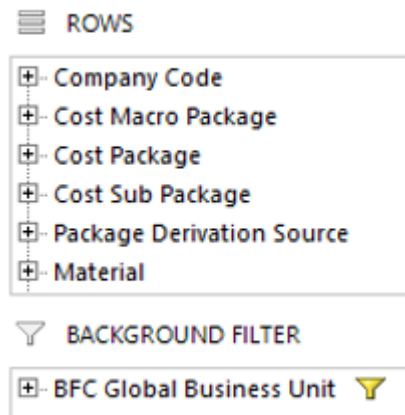
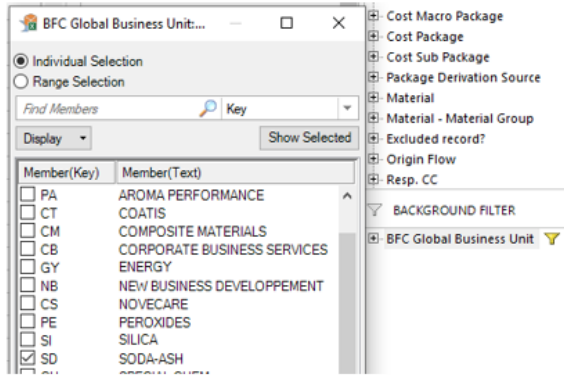
Excluded record = #

1 - BFC GBU (Selection option)

TO		
PV		
CC		
EB		
OL		
PX		
PT		
PV		
SA		
VI		
VM		
ES		
PM		
EN		

For GBU

- Select only the GBU under analysis (right click on the dimension)
- Filter by member-make your selection




When finished:

- Use the filters or copy paste to another sheet completing the header of the columns without info
- Create a new sheet and insert a pivot table

Cost Macro Package name	Cost element - Fixed cost Group	Material - Material Gro	Resp. CC name	Cost Element name
Business & Management Services				
Employee Services				
Facility Services & Supplies				
Industrial Goods				
	Travel expenses			
	Car expenses			
	external maintenance			
	Other expenses			
	purchases			
		#DO NOT USER		
		#ACTUATORS+ACC		
		#ADAPTERS+INVERTERS		
		#Electricity		Spare parts-dir
		#Maintenance Sectors		Gen&tech it-dir
		#Mine - Maintenance		Gen&tech it-dir
		#Surf Comm Maint Labr		Gen&tech it-dir
		#ZZ Pur Brine Techn U		Gen&tech it-dir
		#BALL VALVES		
		#BEARINGS		

The total amount should match with Qlik Sense.

- Drill down to detail
- Check GBU by any dimension
- In this example: Material group, Fixed cost group 3 and cost center

 Other details about the [Co\\$ta BW query here](#).

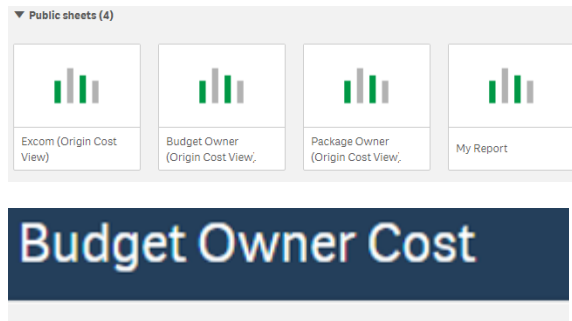
More details in the documentation information of the dimensions, for example:

- [Co\\$ta - Origin flow](#)
- [Co\\$ta - Responsible cost center](#)

Budget Owner (Function) Qlik detail

1. Link to co\$ta dashboard [here](#)

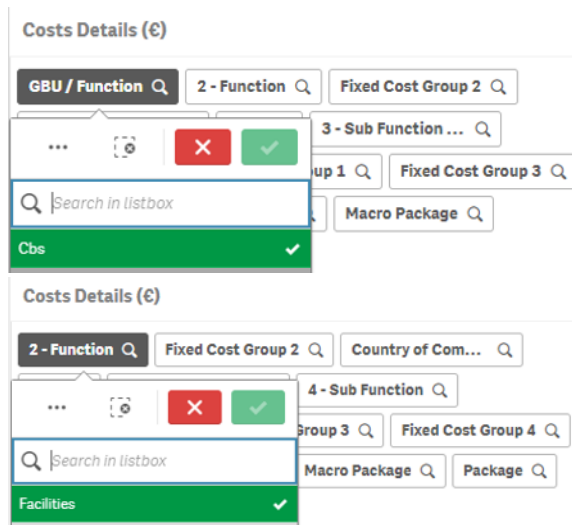
- Select Budget owner Cost
- Confirm that FUNCTION is selected



2. Directly in **cost details**:

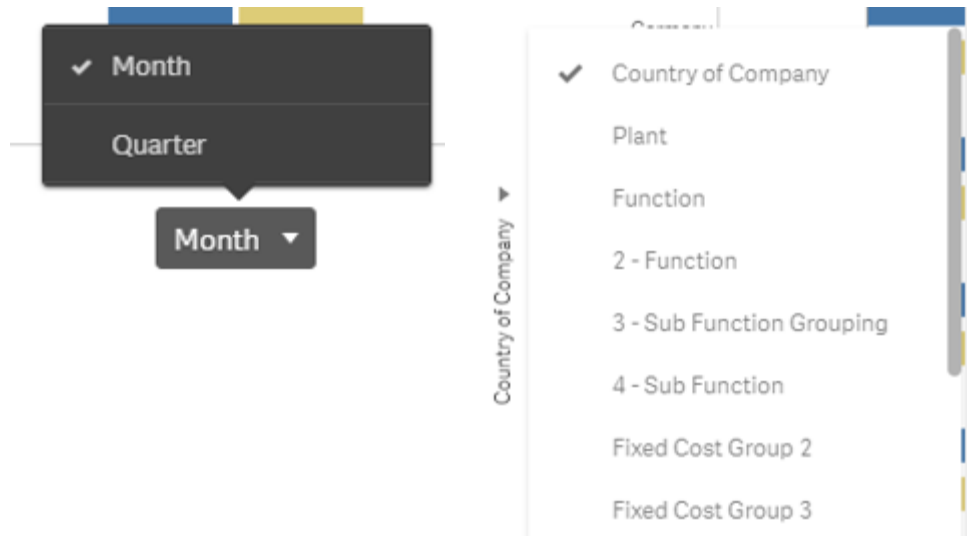
- Hit the **"GBU/Function"** **"Cbs"**
- Hit **"2 - Function"** and specify the desired function

You will get the costs according to the selection



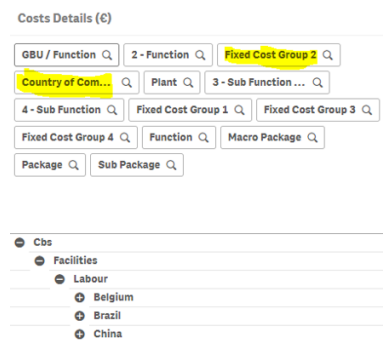
3. There are two standard Graphs already set up

- Hit the description to change the comparison data

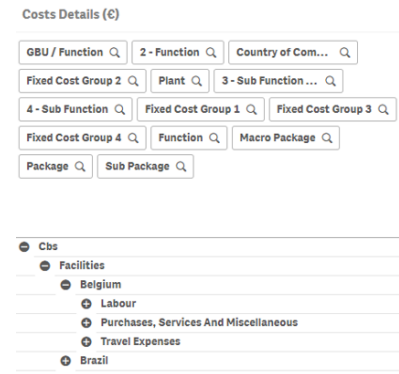


4. Layout change by moving the buttons under Costs Details

Example 1: Results by Cost Group and Company



Example 2: Results by Company and Cost Group



Major difference against current Function Fixed Costs report

1. Only the costs from WP1/PF1 are considered in the COSTA project



For the costs from non-ERP Cytec entities are out of scope, by the end of June 2020, the YTD impact is around 1.1 MEUR

Jun YTD	WP1/PF1		Non erp		Total	
	Amount	%	Amount	%	Amount	%
Communication	6,514.0	100.0%	-	0.0%	6,514.0	100%
Excellence Center	11,547.0	98.6%	163.0	1.4%	11,710.0	100%
Facilities	10,840.0	100.0%	-	0.0%	10,840.0	100%
Finance	15,089.0	98.9%	171.0	1.1%	15,260.0	100%
GM	25,235.0	99.4%	158.0	0.6%	25,393.0	100%
HR	21,084.0	100.0%	-	0.0%	21,084.0	100%
IAM	8,352.0	100.0%	-	0.0%	8,352.0	100%
Industrial	14,748.0	98.8%	176.0	1.2%	14,924.0	100%
Legal	11,475.0	98.7%	149.0	1.3%	11,624.0	100%
Purchasing	12,823.0	97.7%	297.0	2.3%	13,120.0	100%
Total	137,707.0	99.2%	1,114.0	0.8%	138,821.0	100%

2. The cost allocated from other Function team by 2nd cost elements (WP1:99XXXXXX, PF1: 99XXXXXXX) are out of scope

Sample: Office facility cost, relocated from order/WBS

Cost Center	Cost Center name	Fixed cost Group	Cost Element	Cost Element name	Partner Order	Partner Order name	Partner WBS	Partner WBS Element	Jan	Feb	Mar	Apr	May	Jun	
D11746560	FM HSE	MAINTENANCE	0105000000	Maintenance SU "at c	#	PF1_020/Not assigned	D1-HN-G-600IN	HSE (LIFE SAVING RULES)			-8.71				-8.71
D11746601	FM Building 01	MAINTENANCE	0105000000	Maintenance SU "at c	#	PF1_020/Not assigned	D1-HN-G-601IN	GEBAEUDE 01 ORDENTL ETAT	-17.16	-0.72	-1.37	-0.44	-0.18	-0.51	-20.38
D11746602	FM Building 02	MAINTENANCE	0105000000	Maintenance SU "at c	#	PF1_020/Not assigned	D1-HN-G-602IN	GEBAEUDE 02 ORDENTL ETAT	-3.10	-3.29	-4.45	-2.37	-0.86	-2.00	-16.05
D11746603	FM Building 03	MAINTENANCE	0105000000	Maintenance SU "at c	#	PF1_020/Not assigned	D1-HN-G-603IN	GEBAEUDE 03 ORDENTL ETAT	-0.44	-0.03	-0.94	-0.03	-0.03	-0.66	-2.12
D11746604	FM Building 04	MAINTENANCE	0105000000	Maintenance SU "at c	#	PF1_020/Not assigned	D1-HN-G-604IN	GEBAEUDE 04 ORDENTL ETAT	-0.99	-10.74	4.09	-1.38	-0.63	-2.96	-11.71
D11746605	FM Build 05 Garage	MAINTENANCE	0105000000	Maintenance SU "at c	#	PF1_020/Not assigned	D1-HN-G-605IN	GEBAEUDE 05 ORDENTL ETAT			-0.17	-3.82		-0.70	-4.69
D11746608	FM Building 08	MAINTENANCE	0105000000	Maintenance SU "at c	#	PF1_020/Not assigned	D1-HN-G-608IN	GEBAEUDE 08 ORDENTL ETAT	-1.89	-6.90	-0.20	-0.52	0.11	-0.28	-9.69
D11746611	FM Building 11	MAINTENANCE	0105000000	Maintenance SU "at c	#	PF1_020/Not assigned	D1-HN-G-611IN	GEBAEUDE 11 ORDENTL ETAT	-3.19	-2.14	-0.64	-0.85	-0.32	-1.58	-8.73
D11746640	FM Building 10 VH-I	MAINTENANCE	0105000000	Maintenance SU "at c	#	PF1_020/Not assigned	D1-HN-G-640IN	VERSUCHSHALLE I, 10	-0.28	-1.34	-7.24	-0.68	-0.18	-2.33	-12.05
D11746650	FM Building 12 VH-II	MAINTENANCE	0105000000	Maintenance SU "at c	#	PF1_020/Not assigned	D1-HN-G-650IN	VERSUCHSHALLE II, 12	-0.93	-1.66	-1.70	-1.53	-1.99	-3.94	-11.75
D11746660	FM Building 17	MAINTENANCE	0105000000	Maintenance SU "at c	#	PF1_020/Not assigned	D1-HN-G-660IN	ANWENDUNGSTECHNIK 17	-2.24	-1.15	-1.39	-1.64	-0.86	-1.13	-8.41
D11746670	FM Build 15 Doc/W/S	MAINTENANCE	0105000000	Maintenance SU "at c	#	PF1_020/Not assigned	D1-HN-G-670IN	WERKSTATT/WERKSARZT 15	-0.43	-0.33	-0.09	-0.15	-0.01	-0.32	-3.34
D11746680	FM Build 14 Gefahrst	MAINTENANCE	0105000000	Maintenance SU "at c	#	PF1_020/Not assigned	D1-HN-G-680IN	GEFAHRSTOPFLAGER	-0.04	-0.04	-0.04	-0.04	-0.04	-0.23	-0.42
D11746690	FM Build 687 Cabine	MAINTENANCE	0105000000	Maintenance SU "at c	#	PF1_020/Not assigned	D1-HN-G-690IN	KANTINE KUCHE/KASINO 6,7	-1.28	-4.62	-0.46	-3.39	-2.53	-1.53	-13.82
D11746745	FM Infrastructure	MAINTENANCE	0105000000	Maintenance SU "at c	#	PF1_020/Not assigned	D1-HN-G-745IN	INFRASTRUKTUR HANNOVER	-6.17	-5.65	-10.31	-4.81	-8.86	-5.26	-41.17
D11746800	FM Build 45 Solfit	MAINTENANCE	0105000000	Maintenance SU "at c	#	PF1_020/Not assigned	D1-HN-G-800IN	GEBAEUDE 45 SOLFIT			-0.12	-0.02	-0.12		-0.27
ZFR3-5452	BUILDING AUBERV	MAINTENANCE	99210030	Services Settled	000012460167	Travaux 2020 Service	#	WP1_400/Not assigned					-2.00		-0.81

Sample: Yearly bonus true up, the cost is booked to a common cost center first, then allocated to the specific cost center by cycle

	P	S	T	V	W	AD	AE	AF	AG	AH
Fixed cost Group 2	Cost Element	Cost Element name	Partner Cost Center	Partner Cost Center name		Jan	Feb	Mar	Apr	May
LABOUR	9629200201	Grp-Leg contr empl	SM800R6202	FRAIS PERSO non affecte			-0.54	-0.33	-0.36	-0.35
LABOUR	9629200201	Grp-Leg contr empl	SMD8590	SCH - DIV 59 ADMINISTRATIVE SU						0.06
LABOUR	9629200301	Grp-Pr,Ind,Oth var	SM862R2201	TW PERRIN CAISSE MEDICALE		-0.41	-0.28	-0.29	-0.28	-0.24
LABOUR	9629200201	Grp-Leg contr empl	SM800R6202	FRAIS PERSO non affecte		-0.85	-0.77	-0.85	-0.82	-0.82
LABOUR	9629200201	Grp-Leg contr empl	SMD8590	SCH - DIV 59 ADMINISTRATIVE SU						0.17
LABOUR	9629200301	Grp-Pr,Ind,Oth var	SM862R2201	TW PERRIN CAISSE MEDICALE		-0.65	-0.66	-0.68	-0.67	-0.66
LABOUR	9629200201	Grp-Leg contr empl	SM800R6202	FRAIS PERSO non affecte		-2.45	-1.91	-2.05	-2.23	-1.65
LABOUR	9629200201	Grp-Leg contr empl	SMD8590	SCH - DIV 59 ADMINISTRATIVE SU						0.47
LABOUR	9629200301	Grp-Pr,Ind,Oth var	SM862R2201	TW PERRIN CAISSE MEDICALE		-1.87	-1.64	-1.65	-1.80	-1.33
LABOUR	9629200201	Grp-Leg contr empl	SM800R6202	FRAIS PERSO non affecte		-0.58	-0.34	-0.58	-0.56	-0.56
LABOUR	9629200201	Grp-Leg contr empl	SMD8590	SCH - DIV 59 ADMINISTRATIVE SU						0.17
LABOUR	9629200301	Grp-Pr,Ind,Oth var	SM862R2201	TW PERRIN CAISSE MEDICALE		-0.44	-0.29	-0.47	-0.46	-0.45
LABOUR	9629200201	Grp-Leg contr empl	SM800R6202	FRAIS PERSO non affecte		-0.33	-0.30	-0.32	-0.33	-0.33
LABOUR	9629200201	Grp-Leg contr empl	SMD8590	SCH - DIV 59 ADMINISTRATIVE SU						0.19
LABOUR	9629200301	Grp-Pr,Ind,Oth var	SM862R2201	TW PERRIN CAISSE MEDICALE		-0.25	-0.25	-0.26	-0.27	-0.27
LABOUR	9620000401	pers cost surcharges	D1800S8500	Zuschläge Personal		-0.20	-0.25	-0.19	-0.31	-0.19
LABOUR	9620000401	pers cost surcharges	D1800S8500	Zuschläge Personal						0.01
LABOUR	9629200201	Grp-Leg contr empl	D1D8590	1196 Hannover Div.59		-1.51	-2.07	-1.46	-2.26	-1.54
LABOUR	9629200201	Grp-Leg contr empl	FUD8590	Div 59 Administrativ						0.05
LABOUR	9629200201	Grp-Leg contr empl	SM800R6202	FRAIS PERSO non affecte		-1.68	-1.49	-1.65	-1.61	-1.60
LABOUR	9629200201	Grp-Leg contr empl	SMD8590	SCH - DIV 59 ADMINISTRATIVE SU						0.11
LABOUR	9629200301	Grp-Pr,Ind,Oth var	SM862R2201	TW PERRIN CAISSE MEDICALE		-1.28	-1.28	-1.33	-1.30	-1.29
LABOUR	9629200201	Grp-Leg contr empl	SM800R6202	FRAIS PERSO non affecte		-0.43	-0.38	-0.42	-0.41	-0.44
LABOUR	9629200201	Grp-Leg contr empl	SMD8590	SCH - DIV 59 ADMINISTRATIVE SU						0.26
LABOUR	9629200201	Grp-Leg contr empl	FUD8590	Div 59 Administrativ		-0.32	-0.33	-0.34	-0.33	-0.35
LABOUR	99422098	Grp-Leg Bonus Cadre	ZFR3-5998	SWEEP / PIVOT						-1.95
LABOUR	99422099	Grp-Leg contr empl	ZFR3-5998	SWEEP / PIVOT						-0.97
LABOUR	99422098	Grp-Leg Bonus Cadre	ZFR3-5998	SWEEP / PIVOT						-4.29
LABOUR	99422099	Grp-Leg contr empl	ZFR3-5998	SWEEP / PIVOT						-2.14
LABOUR	99422097	Grp-Leg GPSHaring	0249-5998	Sweep / pivot						0.24
LABOUR	99422098	Grp-Leg Bonus Cadre	0249-5998	Sweep / pivot						1.12
LABOUR	99422099	Grp-Leg contr empl	0249-5998	Sweep / pivot						0.20
LABOUR	99422098	Grp-Leg Bonus Cadre	6345-5998	Sweep / pivot						-0.94
LABOUR	99422099	Grp-Leg contr empl	6345-5998	Sweep / pivot						-0.10
LABOUR	99422097	Grp-Leg GPSHaring	7728-5998	Sweep / pivot						0.16
LABOUR	99422098	Grp-Leg Bonus Cadre	7728-5998	Sweep / pivot						-0.02
LABOUR	99422097	Grp-Leg GPSHaring	7728-5998	Sweep / pivot						0.20
LABOUR	99422098	Grp-Leg Bonus Cadre	7728-5998	Sweep / pivot						-3.25
LABOUR	99422097	Grp-Leg GPSHaring	6859-5998	Sweep / pivot						0.04
LABOUR	99422099	Grp-Leg GPSHaring	7728-5998	Sweep / pivot						0.04
LABOUR	99422098	Grp-Leg Bonus Cadre	7728-5998	Sweep / pivot						-0.96
LABOUR	99422097	Grp-Leg GPSHaring	6859-5998	Sweep / pivot						0.04
LABOUR	99422098	Grp-Leg Bonus Cadre	6062-5998	Sweep / pivot						0.81
LABOUR	99422099	Grp-Leg contr empl	6062-5998	Sweep / pivot						0.14
LABOUR	99422097	Grp-Leg GPSHaring	7523-6006	Bonus CB						0.15
LABOUR	99422098	Grp-Leg Bonus Cadre	7523-6006	Bonus CB						-0.29
LABOUR	99422099	Grp-Leg contr empl	7523-6006	Bonus CB						-0.01
LABOUR	99422097	Grp-Leg GPSHaring	6059-5998	Sweep / pivot						0.04
LABOUR	99422098	Grp-Leg Bonus Cadre	7764-5998	Sweep-pivot						-0.23
LABOUR	99422099	Grp-Leg contr empl	7764-5998	Sweep-pivot						-0.06

Other details about the Budget Owner Qlik [here](#).

Budget Owner (Function) BW detail

Directly in BW (WBP) : search for "BW_QRY_CPCOCT01_R1_0001" and choose the highlighted query

Search Area	Role	Workspaces	Technical Name
BW_QRY_CPCOCT01_R1_0001			BW_QRY_CPCOCT01_R1_0001
BW_Cost Transparency - Release 1			BW_QRY_CPCOCT01_R1_0001
BW_Cost Transparency - Release 1			BW_QRY_CPCOCT01_R1_0001

Template already filtered to match Qlik Sense dashboard by Macro Package [here](#).

Then you have to do this selections in the prompt alongside the periods you are looking in Qlik Sense

QV - Cost Transparency - Release 1

Fiscal Period FROM: 001.2020

Fiscal Period TO: 006.2020

Company Code (Select Option, Optional): [] [] [] [] [] []

Costs Macro-Package: [] P9999 [] [] [] [] [] []

Cost Package: [] [] [] [] [] []

* Exchange Rate: IC

* Target currency: EUR

Excluded record: #

Authorization Scope (Auth with input): [] SOLVAY [] [] [] [] [] []

1 - BFC GBU (Selection option): [] CB [] [] [] [] [] []

Function (Optional Cost Transparency filters): [] EPSRO [] [] [] [] [] []

Filter the function by field "2 Function":

2 Function: Filter By Member

Individual Selection (selected)

Range Selection

Find Members

Display [] Show Sel

Member (Text)
<input type="checkbox"/> Corporate Affairs /
<input type="checkbox"/> DISCONTINUED
<input type="checkbox"/> EC Corporate
<input type="checkbox"/> EC Shared
<input checked="" type="checkbox"/> FACILITIES
<input type="checkbox"/> FINANCE
<input type="checkbox"/> FINANCE
<input type="checkbox"/> GM Strategy & ECI
<input type="checkbox"/> GPA Government & Pub
<input type="checkbox"/> General Management
<input type="checkbox"/> Group Security
<input type="checkbox"/> Human Ressources Cor
<input type="checkbox"/> Human Ressources Sha
<input type="checkbox"/> INDUS

Some of key fields have been included in the template, like:

- Cost Center
- Cost Element
- Vendor
- WBS
- Order
- CAPEX / OPEX

ROWS

- + 2 Function
- + Company Code
- + Company Code -Country
- + Cost Sub Package
- + Cost Package
- + Cost Macro Package
- + Origin Flow
- + Cost Center
- + Cost Element
- + Cost element - Fixed cost Group 1
- + Cost element - Fixed cost Group 2
- + Cost element - Fixed cost Group 3
- + Vendor
- + CO Order
- + CO Order - Type
- + WBS Element
- + WBS Element - WBS Element type

Results displayed by Cost Macro Package in sheet "Check"

CAPEX/OPEX (Multiple Items)		
Sum of EUR		
Cost Macro Package2	Company Code -Country2	Total
Business & Management Services		207,240
Employee Services		141,741
Facility Services & Supplies		5,578,452
Industrial Goods		117,301
Industrial Services		924,469
IT & Telecommunication		61,319
Not assigned		-176,255
Packaging		2,140
People		3,377,540
Transport & Logistics Services		-15
Warehouse Services & Logistics Rental		237,681
Grand Total		10,471,614

Other details about the Co\$ta BW query [here](#).

More details in the documentation information of the dimensions, for example:

- [Co\\$ta - Origin flow](#)
- [Co\\$ta - Responsible cost center](#)