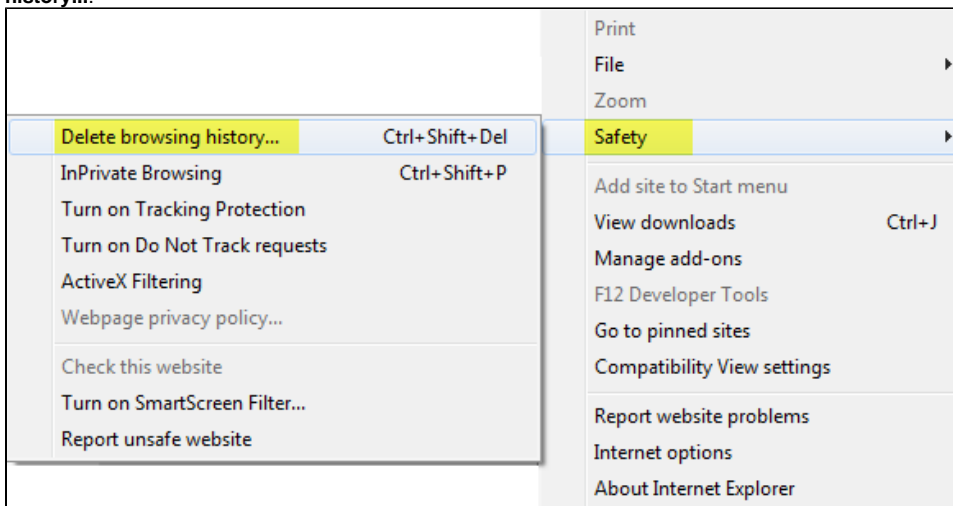


How to Delete Temporary Internet Files, Cookies, and Browsing History of the Internet Browser

Deleting temporary Internet files, cookies, and browsing history of your Internet browser regularly will keep your browser optimized for best performance.

Internet Explorer 11

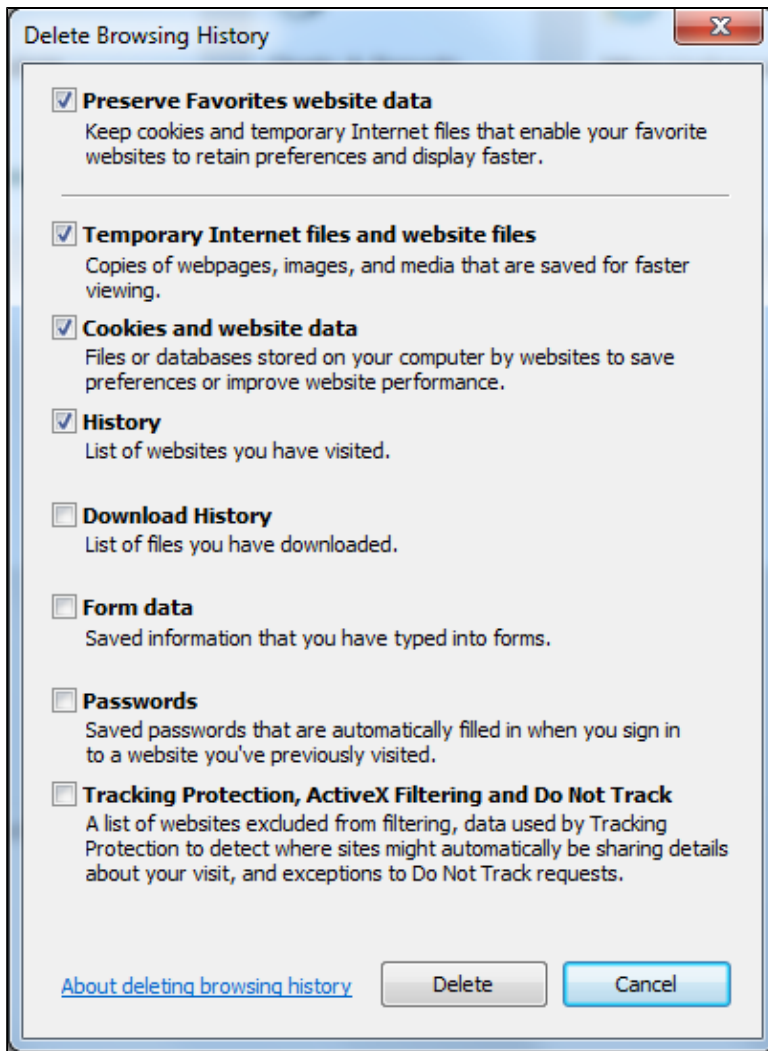
1. Open Internet Explorer 11.
2. On the very right-hand side of the browser, click on the gear icon, also called the *Tools* icon, followed by **Safety**, and finally **Delete browsing history...**



The **Ctrl-Shift-Del** keyboard shortcut works too. Just hold down both the *Ctrl* and *Shift* keys and then press the *Del* key.

Note: If you have the Menu bar enabled, you can instead click **Tools** and then **Delete browsing history...**


3. In the *Delete Browsing History* window that appears, *uncheck* all options *except* the one labeled **Temporary Internet files and website files**.

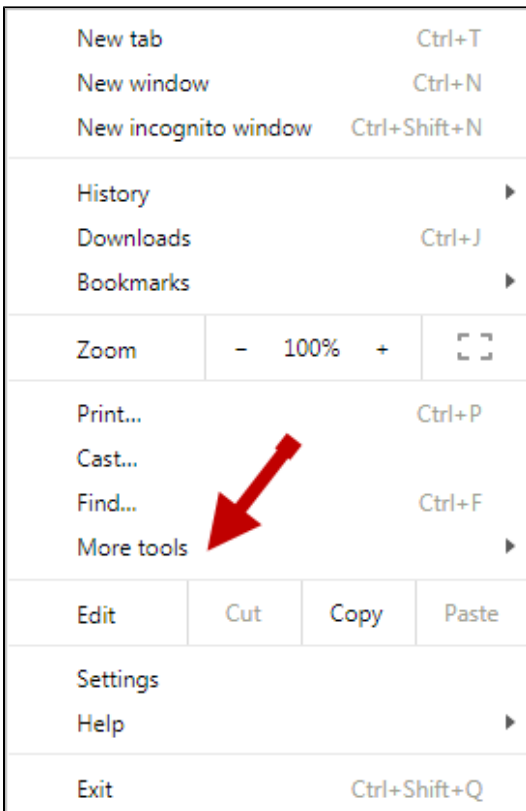


1. Click the **Delete** button at the bottom of the window.
2. The *Delete Browsing History* window will disappear and you might notice your mouse icon go busy for a few moments.

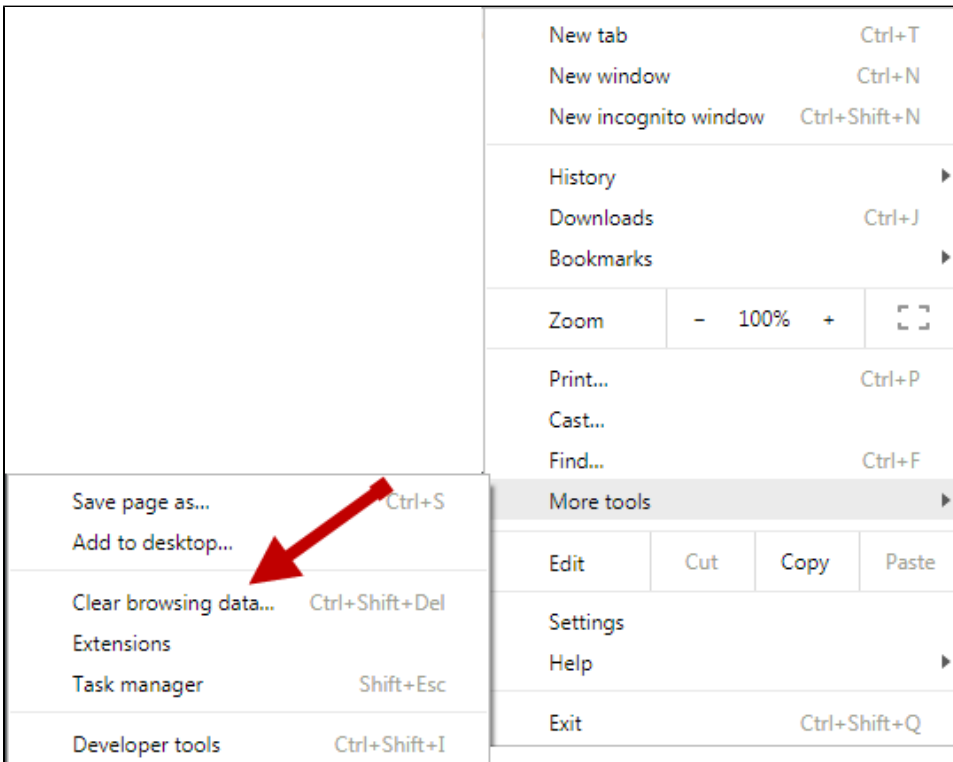
As soon as your cursor returns to normal, or you notice the "finished deleting" message at the bottom of the screen, consider your temporary internet files deleted.

Chrome v.59

1. Open Chrome
2. Select in the upper right corner.  Then select **More tools**

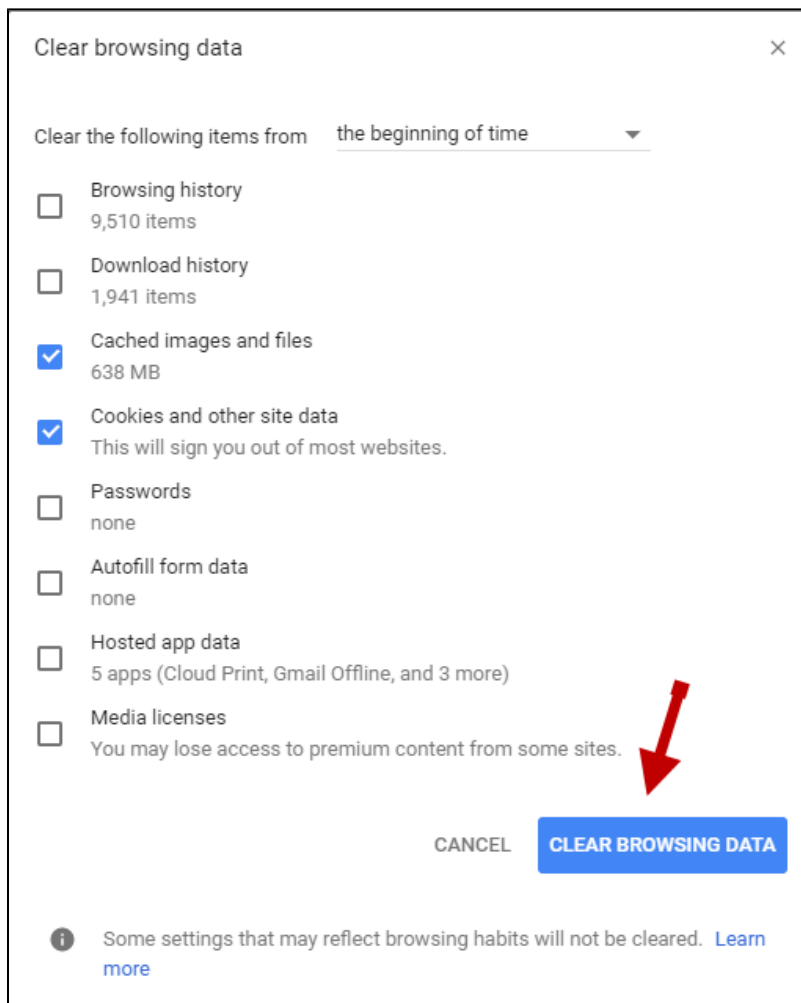


3. Select **Clear browsing data...**



4. The following items should be checked:

- a. **Cached images and files**
- b. **Cookies and other site data**
- c. Click on **CLEAR BROWSING DATA**



Other related content

- [How to Accolade define the Initial target for the Kick Off](#)
- [How to add additional metrics in the Budget&Costs Report](#)
- [How to create my own project report](#)
- [How to Delete Temporary Internet Files, Cookies, and Browsing History of the Internet Browser](#)
- [How to enable macro using automatic reports in Excel](#)
- [How to verify if Accolade addins v11 have been properly installed?](#)
- [How to verify if Accolade of addins v12... have been properly installed?](#)
- [How to verify if Accolade of addins v12... have been properly installed?](#)
- [Save your documents to Accolade](#)
- [Update planned cost in BIARRITZ - Video](#)
- [Update your project status in BIARRITZ - Video](#)
- [Use the Table Wizards](#)