

ZCO_COPA_D43 - Create and Run Cycle for D43

Tasks to be completed when documenting an SAP Transaction, Report or Message code.

1. Title of the page = SAP Transaction code, SAP Report or SAP Message

2. Add the following Labels, respectively:

- SAP Transaction => "sap_transaction", Transaction code "xxxx"
- SAP Report => "sap_report"
- SAP Message => "sap_msg"

3. On the left section, describe the steps. On the right section, insert respective print screens and additional guidelines, if needed (e.g. Main selections of the transaction...)

STEP 1

Use transaction code: ZCO_COPA_D43

i ZCO_COPA_D43 - Create and Run Cycle for D43: Initial Screen

Cycle cccc43 in PF1 - Allocation in PL

D43 Cycle Creation Steps

- Tracing Factor Table Update
- Basic Set Generation
- D43 Cycle Creation

Selection parameters

Controlling Area	C112F		
Company Code	S835	to	
Cost Center		to	
<input checked="" type="checkbox"/> Test mode			

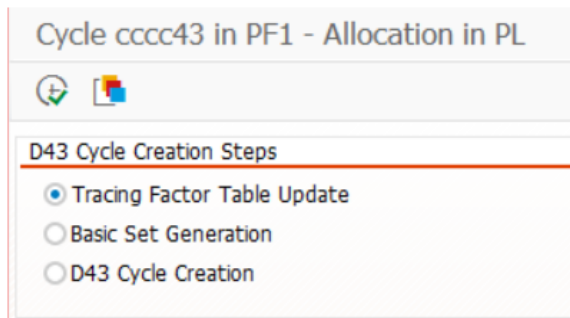
i This program is only able to calculate the correct material /plant allocation to add in the cycle, for the previous month (not possible for 2 months ago, or more, or even for the current month). So, in the 1st and 2nd step, there is no option to select the month as it will be automatic.

STEP 2

This program is used to create /generate the COPA assessment cycle to allocate the amounts to value field D43.

In order to fulfill this requirement, the program has been classified into 3 parts like below:

1. Tracing Factor Table Update
2. Basic Set Generation
3. D43 Cycle Creation



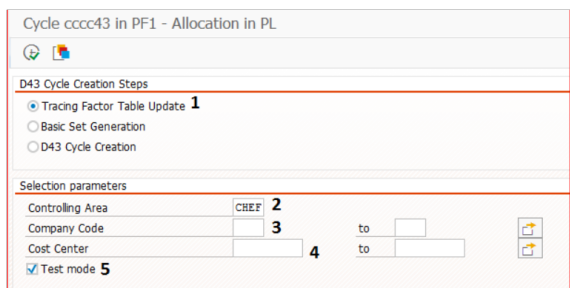
STEP 3

First Step - Tracing Factor Table Update

By this step, all the relevant data for creating the cycle with receiving tracing factors would be fetched from KSB1 report and stored in the table: ZCO_COPA_D43_TAB.

Selection Parameters:

1. Select "Tracing Factor Table Update" button
2. Controlling area: defaults with CHEF
3. Company code: Can give individual company code or multiple company codes or range
4. Cost Center: Can give individual cost center or multiple cost centers or range
5. Test Mode check box: By selecting Test mode, can see the results in the output but do not update the table:
ZCO_COPA_D43_TAB



i At selection parameters, either company code or cost center field are mandatory. If the c.code is selected, the program will pick automatically all CC XX843* from the selected company.

STEP 4

Output results:

- When Test mode is selected: Results can be seen like below, but would not update the table

Cycle cccc43 in PF1 - Allocation in PL

Plant	CO Area	CoCode	Period	Fiscal Yr	Cost Center	Material	Plant	VaCOAorCur	Val/ObjCur	Obj Cum.	Time Stamp	SAP System
120	CHEF	5835	8	2020	B784300049	105533	6006	100,00	100,00	EUR	20.200.918.105.030	INT1303
120	CHEF	5835	8	2020	B784300042	105533	6006	435,00	435,00	EUR	20.200.918.105.030	INT1303
120	CHEF	5835	8	2020	B784300042	43980	SMF	200,00	200,00	EUR	20.200.918.105.030	INT1303
120	CHEF	5835	8	2020	B784300010	105533	6006	1.120,00	1.120,00	EUR	20.200.918.105.030	INT1303
120	CHEF	5726	8	2020	4M84300025	64434	5007	47,25	1.111,00	MON	20.200.918.105.030	INT1303
120	CHEF	5726	8	2020	4M84300047	64434	5007	47,25	1.111,00	MON	20.200.918.105.030	INT1303
120	CHEF	5726	8	2020	4M84300025	199029	5010	6,38	150,00	MON	20.200.918.105.030	INT1303
120	CHEF	5726	8	2020	4M84300047	199029	5010	6,38	150,00	MON	20.200.918.105.030	INT1303
120	CHEF	5726	8	2020	4M84300025	198727	5012	14,46	340,00	MON	20.200.918.105.030	INT1303
120	CHEF	5726	8	2020	4M843000CC	198727	5012	14,46	340,00	MON	20.200.918.105.030	INT1303

- When Test mode is not selected

Cycle cccc43 in PF1 - Allocation in PL

Client	CO Area	CoCode	Period	Fiscal Yr	Cost Center	Material	Plant	ValCOA/Cur	Val/Obj/Cur	Obj	Curr.	Time Stamp	SAP System
020	CHEF	5835	8	2020	8784300049	105533	6006	100,00	100,00	EUR		20.200.918.110.022	DUT1303
020	CHEF	5835	8	2020	8784300042	105533	6006	435,00	435,00	EUR		20.200.918.110.022	DUT1303
020	CHEF	5835	8	2020	8784300042	43980	SMF	200,00	200,00	EUR		20.200.918.110.022	DUT1303
020	CHEF	5835	8	2020	8784300010	105533	6006	1.120,00	1.120,00	EUR		20.200.918.110.022	DUT1303
020	CHEF	5726	8	2020	4M84300025	64434	5007	47,25	1.111,00	MXN		20.200.918.110.022	DUT1303
020	CHEF	5726	8	2020	4M84300047	64434	5007	47,25	1.111,00	MXN		20.200.918.110.022	DUT1303
020	CHEF	5726	8	2020	4M84300025	199029	5010	6,38	150,00	MXN		20.200.918.110.022	DUT1303
020	CHEF	5726	8	2020	4M84300047	199029	5010	6,38	150,00	MXN		20.200.918.110.022	DUT1303
020	CHEF	5726	8	2020	4M84300025	198727	5012	14,46	340,00	MXN		20.200.918.110.022	DUT1303
020	CHEF	5726	8	2020	4M843000CC	198727	5012	14,46	340,00	MXN		20.200.918.110.022	DUT1303

- The results update into the table

Data Browser: Table ZCO_COPA_D43_TAB Select Entries 10

B.	CL	COAR	CoCd	Per	Year	Cost Ctr	Material	Plnt	ValCOA/Obj	Cur	Obj	Obj	Curr	Time Stamp	SAP System
020	CHEF	5726	008	2020	4M84300025	00000000000064434	5007	47,25	1.111,00	MXN			20.200.918.110.022	DUT1303	
020	CHEF	5726	008	2020	4M84300025	000000000000199029	5010	6,38	150,00	MXN			20.200.918.110.022	DUT1303	
020	CHEF	5726	008	2020	4M84300025	000000000000199029	5010	6,38	150,00	MXN			20.200.918.110.022	DUT1303	
020	CHEF	5726	008	2020	4M84300047	00000000000064434	5007	47,25	1.111,00	MXN			20.200.918.110.022	DUT1303	
020	CHEF	5726	008	2020	4M84300047	000000000000199029	5010	6,38	150,00	MXN			20.200.918.110.022	DUT1303	
020	CHEF	5726	008	2020	4M843000CC	000000000000198727	5012	14,46	340,00	MXN			20.200.918.110.022	DUT1303	
020	CHEF	5835	008	2020	8784300010	000000000000105533	6006	1.120,00	1.120,00	EUR			20.200.918.110.022	DUT1303	
020	CHEF	5835	008	2020	8784300042	00000000000043980	SMF	200,00	200,00	EUR			20.200.918.110.022	DUT1303	
020	CHEF	5835	008	2020	8784300042	000000000000105533	6006	435,00	435,00	EUR			20.200.918.110.022	DUT1303	
020	CHEF	5835	008	2020	8784300049	000000000000105533	6006	100,00	100,00	EUR			20.200.918.110.022	DUT1303	

i This program will pick the data from KSB1 for every cost center and subtotal at Plant and Material combination in order to update receiver tracing factors in the table - Note: if the line items doesn't have plant and material, it will be ignored and can be a justification in case of deltas

STEP 5

Second Step - Basic Set Generation

By this step, the program creates separate sets for materials and plants of each cost center, based on the list of materials or plants found in KSB1 report for the period.

Selection Parameters:

1. Select "Basic Set Generation" button
2. Controlling area: defaults with CHEF
3. Company code: Can give individual company code or multiple company codes or range
4. Cost Center: Can give individual cost center or multiple cost centers or range
5. Test Mode check box: By selecting Test mode, can see the results in the output but do not update the SETs (display using GS03)

Cycle cccc43 in PF1 - Allocation in PL

D43 Cycle Creation Steps

Tracing Factor Table Update

Basic Set Generation **1**

D43 Cycle Creation

Selection parameters

Controlling Area: CHEF **2**

Company Code: **3** to

Cost Center: **4** to

Test mode **5**

STEP 6

Output results:

- When Test mode is selected: Results can be seen like below, but would not update the SETs

i Observed the message as Value can be added in set, as it is test run only.

Field	SET Name	
Product	Z1KD43P4M843000CC	Z1KD43P+XXXX XXXX is cost center
Plant	Z1KD43W4M843000CC	Z1KD43W+XXXX XXXX is cost center

Cycle cccc43 in PF1 - Allocation in PL

Table Name	Field	Set Name	Description	From value	Message Text
CE7F001	ARTNR	Z1KD43P4M84300025	Materials group for 4M84300025	000000000000064434	Value can be added in set
CE7F001	ARTNR	Z1KD43P4M84300025	Materials group for 4M84300025	000000000000198727	Value can be added in set
CE7F001	ARTNR	Z1KD43P4M84300025	Materials group for 4M84300025	000000000000199029	Value can be added in set
CE7F001	ARTNR	Z1KD43P4M84300047	Materials group for 4M84300047	000000000000064434	Value can be added in set
CE7F001	ARTNR	Z1KD43P4M84300047	Materials group for 4M84300047	000000000000199029	Value can be added in set
CE7F001	ARTNR	Z1KD43P4M843000CC	Materials group for 4M843000CC	000000000000198727	Value can be added in set
CE7F001	ARTNR	Z1KD43P8784300010	Materials group for 8784300010	000000000000105533	Value can be added in set
CE7F001	ARTNR	Z1KD43P8784300042	Materials group for 8784300042	000000000000043980	Value can be added in set
CE7F001	ARTNR	Z1KD43P8784300042	Materials group for 8784300042	000000000000105533	Value can be added in set
CE7F001	ARTNR	Z1KD43P8784300049	Materials group for 8784300049	000000000000105533	Value can be added in set
CE7F001	WERKS	Z1KD43W4M84300025	Plants group for 4M84300025	5007	Value can be added in set
CE7F001	WERKS	Z1KD43W4M84300025	Plants group for 4M84300025	5010	Value can be added in set
CE7F001	WERKS	Z1KD43W4M84300025	Plants group for 4M84300025	5012	Value can be added in set
CE7F001	WERKS	Z1KD43W4M84300047	Plants group for 4M84300047	5007	Value can be added in set
CE7F001	WERKS	Z1KD43W4M843000CC	Plants group for 4M843000CC	5010	Value can be added in set
CE7F001	WERKS	Z1KD43W8784300010	Plants group for 8784300010	6006	Value can be added in set
CE7F001	WERKS	Z1KD43W8784300042	Plants group for 8784300042	6006	Value can be added in set
CE7F001	WERKS	Z1KD43W8784300042	Plants group for 8784300042	SMF	Value can be added in set
CE7F001	WERKS	Z1KD43W8784300049	Plants group for 8784300049	6006	Value can be added in set

cc43 in PF1 - Allocation in PL

Table Name	Field	Set Name	Description	From value	Message Text
CE7F001	ARTNR	Z1KD43P4M84300025	Materials group for 4M84300025	000000000000064434	Value successfully added in set
CE7F001	ARTNR	Z1KD43P4M84300025	Materials group for 4M84300025	000000000000198727	Value successfully added in set
CE7F001	ARTNR	Z1KD43P4M84300025	Materials group for 4M84300025	000000000000199029	Value successfully added in set
CE7F001	ARTNR	Z1KD43P4M84300047	Materials group for 4M84300047	000000000000064434	Value successfully added in set
CE7F001	ARTNR	Z1KD43P4M84300047	Materials group for 4M84300047	000000000000199029	Value successfully added in set
CE7F001	ARTNR	Z1KD43P4M843000CC	Materials group for 4M843000CC	000000000000198727	Value successfully added in set
CE7F001	ARTNR	Z1KD43P8784300010	Materials group for 8784300010	000000000000105533	Value successfully added in set
CE7F001	ARTNR	Z1KD43P8784300042	Materials group for 8784300042	000000000000043980	Value successfully added in set
CE7F001	ARTNR	Z1KD43P8784300042	Materials group for 8784300042	000000000000105533	Value successfully added in set
CE7F001	ARTNR	Z1KD43P8784300049	Materials group for 8784300049	000000000000105533	Value successfully added in set
CE7F001	WERKS	Z1KD43W4M84300025	Plants group for 4M84300025	5007	Value successfully added in set
CE7F001	WERKS	Z1KD43W4M84300025	Plants group for 4M84300025	5010	Value successfully added in set
CE7F001	WERKS	Z1KD43W4M84300025	Plants group for 4M84300025	5012	Value successfully added in set
CE7F001	WERKS	Z1KD43W4M84300047	Plants group for 4M84300047	5007	Value successfully added in set
CE7F001	WERKS	Z1KD43W4M843000CC	Plants group for 4M843000CC	5012	Value successfully added in set
CE7F001	WERKS	Z1KD43W8784300010	Plants group for 8784300010	6006	Value successfully added in set
CE7F001	WERKS	Z1KD43W8784300042	Plants group for 8784300042	6006	Value successfully added in set
CE7F001	WERKS	Z1KD43W8784300042	Plants group for 8784300042	SMF	Value successfully added in set
CE7F001	WERKS	Z1KD43W8784300049	Plants group for 8784300049	6006	Value successfully added in set

- When Test mode is not selected

i Observed the message as Value successfully added in set, as it is real run only. These SETs can be checked in GS03:

Display Set: Values

Basic set	Z1KD43P4M84300025	Materials group for 4M84300025		
Table	CE7F001	Slv ERP Operating co		
Field name	ARTNR	Product number		
No.	From value	To value	Short text of set line	FG
001	64434			
002	198727			
003	199029			

STEP 7

Third Step - D43 Cycle Creation

By this step, it creates allocation cycles. One cycle for each company code and based on the number sender cost centers in the company code, those many segments would be created.

Table: ZCO_COPA_D43_TAB and SETs created are the source for cycle creation.

This can be run in two ways, one by creating a Batch Input session and another by call transaction method.

Selection Parameters:

- Select "D43 Cycle Generation" button

- Segment name: cccc43(cycle code)+01 (numbering for each segment)
- Segment description: As program creates each segment for one cost center, that cost center code is seen as segment description
- Assessment cost element: which is mentioned in the selection parameters
- Value field: VVD43 always
- Receiver tracing factor rule: Fixed amount (as receivers will be assessed either with positive or negative amount)

CO-PA Display Actual Assessment Cycle: Segment

Operating concern: F001 Slv ERP Operating concern
 Cycle: 572643 D435726
 Segment Name: 57264301 4M84300025 Lock indicator

Segment Header Senders/Receivers Receiver Tracing Factor

Assessment CElem: 9802000001 CDV
 Value Field All: VVD43 D43 Other Var NA
 Alloc. structure:
 PA transfer struct.:

Sender values
 Rule: 1 Posted amounts
 Share in %: 100,00

Receiver tracing factor
 Rule: 2 Fixed amounts

- Cost Center: This is the sender cost center
- Sender Cost element: Which are passed in the selection parameters
- Receiver (product): Product group/set created for the sender cost center
- Receiver (Plant): Plant group /set created for the sender cost center

CO-PA Display Actual Assessment Cycle: Segment

Operating concern: F001 Slv ERP Operating concern
 Cycle: 572643 D435726
 Segment Name: 57264301 4M84300025 Lock indicator

Segment Header Senders/Receivers Receiver Tracing Factor

Sender	From	To	Group
Cost Center	4M84300025		
Cost Element	6000000000	9ZZZZZZZZZ	
Receiver			
Product			Z1KD43P4M84

Receiver	From	To	Group
Shp. Cond.			
Distr. Channel			
Plant			Z1KD43W4M84
Activity1(mkt)			

- Observe the receiver tracing factors.
- Receiver currency: Company code currency
- Receiver combinations: from table: ZCO_COPA_D43_TAB, amounts (either positive or negative) only passed to the combinations identified in the table, otherwise, program passes zero.

CO-PA Display Actual Assessment Cycle: Segment

Operating concern: F001 Slv ERP Operating concern
 Cycle: 572643 D435726
 Segment Name: 57264301 4M84300025 Lock indicator

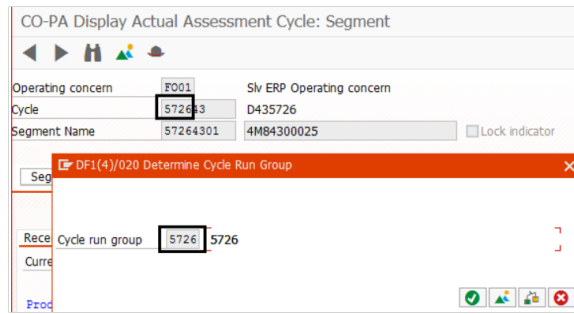
Segment Header Senders/Receivers Receiver Tracing Factor

Find Receiver

Receivers
 Currency: USD

Product	Plant	Amount
64434	5007	1.111,00
64434	5010	0,00
64434	5012	0,00
198727	5007	0,00
198727	5010	0,00
198727	5012	340,00
199029	5007	0,00
199029	5010	150,00
199029	5012	0,00

- Cycle Run Group: the company code



STEP 9

Run the cycle

After the cycle is created it should be run in the same way as all other COPA cycles, in transaction KEU5 (important to select always the cycle with Start Date on the closing month, otherwise the CC cc843* will remain unbalanced).

STEP 10

Corrections and Re-runs

It's not possible to make any manual change in the tables automatic generated via this transaction.

If, by any reason, it's necessary to make any update to the cycle, it should be done via the usual transaction KEU2.

If it's necessary to rerun the cycle it's important to check the necessity of re-running all steps or only the last one: in a general way, the need to re-run the cycle is happening because there were some additional postings on materials. For these cases (including corrections on prices or quantities) it's necessary to repeat all steps, as the allocation of the amount to each material will change. It's also important to know that:

- If by these correction postings, program is expected to add any new segments, it is possible. (program does the changes to cycle-segment)
- If by these correction postings, program is expected to add/delete the receiver combinations or change the receiver amounts, it is also possible.
- If by these correction postings, program is expected to lock/delete a segment/cycle, it is not possible. (it has to be manually locked the segment, otherwise the CC will not be balanced)

Workflow history

This view shows the 5 most recent entries. The complete workflow log is available from the 'Document Activity' menu item.

Aug 18, 2021	Actor	Type	Activity	Version
Published	Miguel Rosa	Edit	updated the page at 4:27 pm Other contributors:	
	GONCALO, Ana Catarina	State	changed state to Published at 2:29 pm	v30
Draft	GONCALO, Ana Catarina	State	gave <i>Approvers</i> approval at 2:29 pm	
	Miguel Rosa	State	changed state to Draft at 2:27 pm	v30
Oct 09, 2020				
Published	GONCALO, Ana Catarina	Edit	updated the page at 10:14 am	