

Co\$ta - Destination View

Co\$ta - Destination View

>> Back to the [Co\\$ta project](#) home page



Access the query

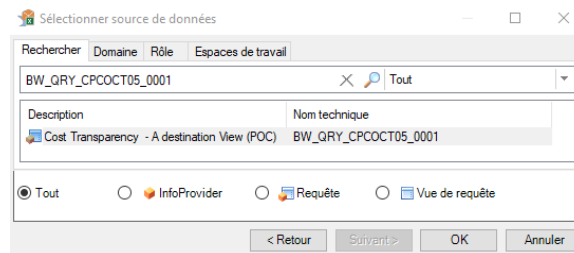
The query to be used is **BW_QRY_CPC OCT05_0001 – Cost Transparency – A destination view (POC)**

=> Go to Analysis for Office in excel

=> Click "Open Data Source"


Go to the tab "Search" and enter "**BW_QRY_CPCOCT05_0001**" in the search bar.

Double-click on the query to open it

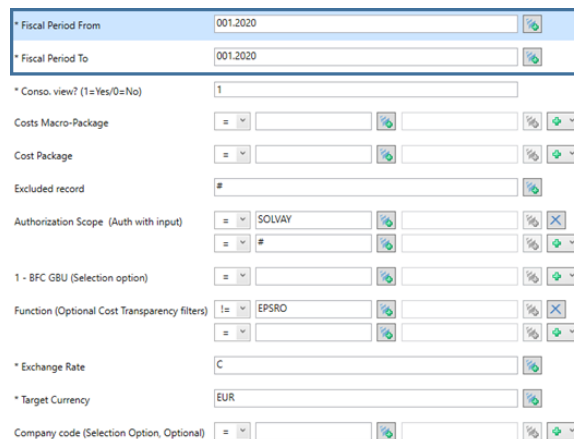


Run the query

Enter the same value in the prompt as the [Origin view](#)

 For the release 4, the test is done with a period = 01.2020

Click OK



Change the lay-out

In columns select:

- Actual Origin - Legal view (Conv)
- Actual Destination - Legal view (Conv)

Raws

- Cost Center (exclude non allocated cost centers)

COLONNES

Indicateurs

- Actual Origin - Legal view (Conv)
- Actual Destination - Legal view (Conv)

LIGNES

Cost Center

1. Actual origin: Costs at origin corresponds to the standard Costa view.
2. Actual Destination is the amount that BW is able to allocate to a GBU / a BFC account after all settlements of the cost center.

Normally costs should be allocated at 100% and "Actual origin" should be equal to "Actual destination" => Case A

Cost Center		Actual Origin - Legal view (Conv)	Actual Destination - Legal view (Conv)	
CHEF/SM131P0080	Supply Chain Excele	91 732,89	91 732,89	100%
CHEF/SM131P0100	SBS SL PUR_END USER	55 089,23	55 089,23	100%
CHEF/SM131P0200	SBS SL PUR_PROV SOL	43 205,24	43 205,24	100%
CHEF/SM131P5329	Home CC exopt US			
CHEF/SM1601P000	I-funct.SBS.Inv.-Rec	3 146 555,63	3 146 555,63	100%
CHEF/SM16102048	IS INFRA - VIDEO&TP	40 566,22	40 566,22	100%
CHEF/SM16102165	IS INFRA - RAS	78 341,03	78 341,03	100%
CHEF/SM16111000	IS Int & Archi Mgt	1 422 010,34	1 403 979,12	101%
CHEF/SM16111030	IS Ind & R&I - HSE	164 225,85	124 789,81	132%
CHEF/SM16111040	IS Ind & R&I - Maint	125 384,10	119 336,37	105%
CHEF/SM16111056	IS Ind & R&I - Qual	107 843,65	11 637,00	927%
CHEF/SM16111060	IS Customs & Compl	-255,00	-1 059,08	25%
CHEF/SM16111070	IS Inventory Mgt	48 137,00	-48 259,84	-100%
CHEF/SM16111080	IS Plan & Scheduling	191 661,03	114 257,93	168%

When it is not the case (Case B), a deeper investigation should be done to better understand what happens

At this stage:

- BW takes only into account the allocation to the P&L. So when one part of the cost center is allocated to a WBS Capex or Invoicing, it can explain why the allocation of the cost center is lower than 100%

Other issues should be reported in 10525 R4 TPL - Destination view:

Analysis

There are 6 new dimensions that were created for the destination view.

You can add:

- Destination - BFC Global Business Unit
- Destination - Magnitude Account

to perform a deeper analysis

The cost center SM16102048 is fully allocated to the GBU CBS & BFC account = R33400

Currency Conversion Exchange Rate

CURTYPE

DB_CR_IND

Destination - BFC Activity 1

Destination - BFC Global Business Unit

Destination - Company code

Destination - Magnitude Account

Destination - Partner Object Type

Destination Partner Object

Detail for valueT

LIGNES

Cost Center

Destination - BFC Global Business Unit

Destination - Magnitude Account

Cost Center		Destination - BFC Global Business Unit	Destination - Magnitude Account	Actual Origin - Legal view (Conv)	Destination - Legal view (Conv)
SM16102048	IS INFRA - VIDEO&TP	CORPORATE BUSINESS SERVICES	R33400	40 566,22	40 566,22

The cost center SM16111090 is partially allocated to the GBU CBS & BFC account = R33400

Cost Center		Destination - BFC Global Business Unit	Destination - Magnitude Account	Actual Origin - Legal view (Conv)	Destination - Legal view (Conv)
SM16111090	IS Sales & Logistic	CORPORATE BUSINESS SERVICES	R33400	223 088,04	160 625,95

62 462,09 € is not allocated

62 462,09

In PF1, open the cost center report S_ALR_87013611 to display the cost center SM16111090

Cost Center/Group		SM16111090	IS Sales & Logistic	Column: 1 / 2
Person responsible:		50060682		
Reporting period:		1 to 1	2020	

The amount that is not allocated (62 462,09 €) is the allocation done with the cost element 9161000022

Cost Elements	Act. Costs	Plan Costs	Var. (Abs.)	Var. (%)
6121200000 IT SUP SERV-UN	160.478,24		160.478,24	
6122031000 Maint comp hard				
6122032000 IT PRM SOFTW&MA	62.609,80		62.609,80	
6122032100 IT-SOFT AS SERV				
6124051600 Intercoo-Oth adm				
6301000000 Intrang assets-A				
* Debit	223.088,04		223.088,04	
9161000022 IS-HOURS UNIT P	62.462,08-		62.462,08-	
9804110001 FATA - CBS Func	160.625,96-		160.625,96-	
9804129001 FATA (Depreciat				
* Credit	223.088,04-		223.088,04-	
** Over/Underabsorption				

Double-click on the amount. This allocation is done to Networks

=> it is something that is not taken into account yet in the destination view and can be reported in the file

Partner object	Σ	Value in Obj. Crpy
6018250 0010		15.090,40-
6018576 0010		547,66-
6018886 0010		99,26-
6018960 0010		1.985,20-
6019108 0010		3.336,00-
6019421 0010		2.224,00-
6019520 0010		7.345,24-
6019580 0010		3.176,32-
6019620 0010		390,72-
6019821 0010		6.027,28-
6019960 0010		1.112,00-
6019981 0010		2.780,00-
6019982 0010		6.116,00-
6019983 0010		6.672,00-
6019984 0010		5.560,00-
**		62.462,08-