








RCS KPI Dashboard

The documentation for the RCS KPI Dashboard is available directly inside the dashboard itself. Check the "Definitions" tab :

Global Definitions **DPS** PM PP QM OTC P2P Silica

 **RCS KPI DASHBOARD** 

 DPS - % of obsolete combinations	Indicator	Percentage of obsolete combinations**
 DPS - Volume with Sales Forecast	Stream IT	Indus - DPS
 DPS - SOIP	Process / Sub-process	Demand Planning
 DPS - MRP Elements	Definition	Percentage of couples Material x Customer Ship-to without Demand History* in the last 12 months.
 DPS - Ratio	Good practice	The good practice is to clean out regularly the APO database, trying to have less than 5 % of obsolete combinations. A high level of obsolete combination will introduce errors on the statistical forecast calculation and will difficult the navigation in the Interactive Planning and Reports; eventually it could have consequences on the system response time.