

STERLING

STERLING

STERLING (OR) KEWILL

The scopes for this application are

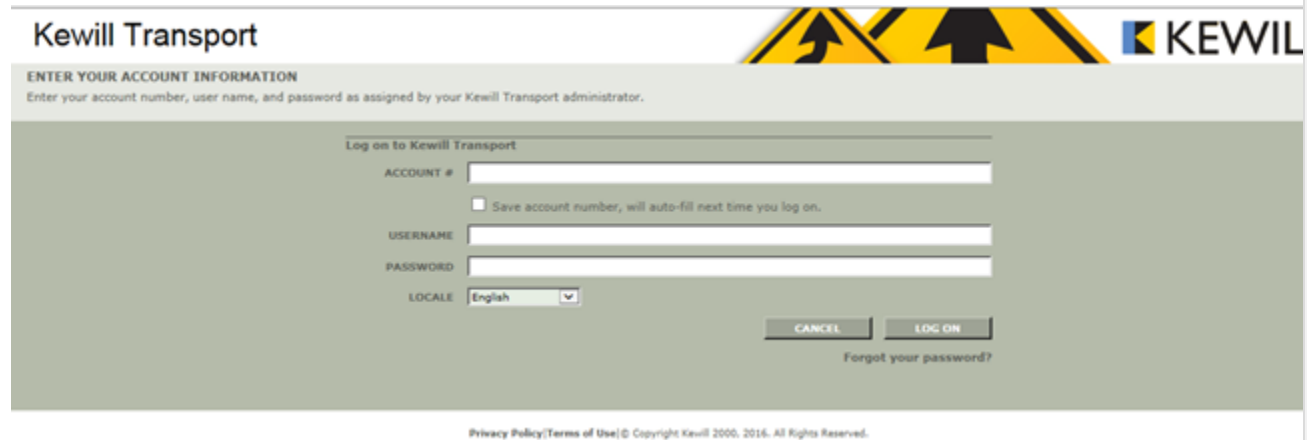
1. User creation.
2. User Deletion.
3. Providing access to users.

NOTE: So far we haven't done Deletion and providing access to the users.

ACCESS TO STERLING

Open the link

<https://www.kewilltransport.net/tms/servlet/Login>



Kewill Transport

ENTER YOUR ACCOUNT INFORMATION
Enter your account number, user name, and password as assigned by your Kewill Transport administrator.

Log on to Kewill Transport

ACCOUNT #

Save account number, will auto-fill next time you log on.

USERNAME

PASSWORD

LOCALE

[Forgot your password?](#)

Privacy Policy/Terms of Use | © Copyright Kewill 2000, 2016. All Rights Reserved.

- Enter the Account name: RH011A
- Enter valid credentials for username and password.
- Give password: Solvay1*

(The password will remain Common for all.)

- And click on Log on.

STEPS TO CREATE NEW ACCOUNT

Go to edit account.



welcome.

Kewill Transport is the leading Collaborative Logistics Network for transportation management, a hosted software service that enables manufacturers, retailers, 3PLs, and carriers to plan, execute and settle their shipments. The Kewill Transport Network offers contract management, route optimization, carrier selection, execution, visibility, and event management to better manage the complete shipment life cycle. Our members are managing more than 9 million shipments and 3 million invoices annually, using more than 15,000 carriers.

<p>Production Updated on 28 July 2016</p> <p>Release 7.2 of Kewill Transport was updated in Production on 28 July 2016. See the Production Release Notes.</p> <p>Sandbox Updated on 27 July 2016</p> <p>Release 7.2 was updated in the Sandbox test system on 15 June 2016. See the Sandbox Release Notes.</p> <p>Reporting Status</p> <p>For most standard reports, the data is current as of midnight last night. The reports in the Cost Performance and Execution Performance folders are up to date as of 18 hours ago.</p>	<p>Did You Know?</p> <p>You can subscribe to Late Departure and Arrival alerts</p> <p>Last Update: 18 June 2016</p> <p>Kewill Transport sends the Late Departure alert if the actual departure occurs later than the planned departure window. The system sends the Late Arrival alert if the actual arrival occurs later than the planned arrival window.</p> <p>For more information, see:</p> <ul style="list-style-type: none"> Late Departure Alert Late Arrival Alert <p>For more tips, see Did You Know: Additional Tips.</p>	<p>Kewill Transport Training</p> <p>Training is available for Kewill Transport modules and new releases.</p> <p>Kewill Transport Training</p> <p>Training on EDI/XML Viewing Tool</p> <p>In March, we held an online training session for our EDI/XML viewing tool. To view or download this presentation, click the following link.</p> <p>Did You Know Live: Viewing Data Exchange Messages</p>
---	--	---

Privacy Policy | Terms of Use | © Copyright Kewill 2006, 2016. All Rights Reserved.
Signed on as: RH011A/58025327

It displays the list of all users.

Edit Account



5 SET UP USERS

Set up and edit your organization's users here. Define user privileges such as user roles, views, and access to each TMS module.

Help
Support

Name #	Organization	User Name	Contact Organization	Title	Business Phone	Business Fax Phone	Business Email	Last Login Date	
--	Rhoda		KLLM Inc		800-925-5556				
[Inactive] ***	Rhoda		Rhoda					22-Jul-10	ADD
[Inactive] ***	Rhoda		Rhoda						EDIT
[Inactive] Allison Covi	Rhoda		Rhoda	SOLXXY - Demand Planner			Allison.covi@solway.com	22-Aug-12	USER OPTIONS
[Inactive] Anne Viviani	Rhoda		Rhoda				anne.viviani@solway.com	27-Sep-11	
[Inactive] Claire Gillam	Rhoda		Rhoda				claire.gillam@solway.com	31-Mar-11	
[Inactive] DEENA CLARK	Rhoda		Rhoda				deena.clark@solway.com		
[Inactive] Deena Gedeon	Rhoda	dgedeon	Rhoda	Supply Chain			deena.gedeon@solway.com	22-Aug-14	
[Inactive] Diane BOHLEN	Rhoda		Rhoda	Plant Supply Chain CSE			diane.bohlen@solway.com	07-May-14	

+ | Customize Table | Sort | Export Plain or Rich | Print | - [422 rows]

FINISH SETUP LATER

Two possible functionalities can be performed

1. Click on ADD button to add new user.
2. Click on EDIT tab to edit the details of existing users.

Edit Account



5 SET UP USERS

Set up and edit your organization's users here. Define user privileges such as user roles, views, and access to each TMS module.

Help
Support

Name #	Organization	User Name	Contact Organization	Title	Business Phone	Business Fax Phone	Business Email	Last Login Date	
--	Rhoda		KLLM Inc		800-925-5556				
[Inactive] ***	Rhoda		Rhoda					22-Jul-10	ADD
[Inactive] ***	Rhoda		Rhoda						EDIT
[Inactive] Allison Covi	Rhoda		Rhoda	SOLXXY - Demand Planner			Allison.covi@solway.com	22-Aug-12	USER OPTIONS
[Inactive] Anne Viviani	Rhoda		Rhoda				anne.viviani@solway.com	27-Sep-11	
[Inactive] Claire Gillam	Rhoda		Rhoda				claire.gillam@solway.com	31-Mar-11	
[Inactive] DEENA CLARK	Rhoda		Rhoda				deena.clark@solway.com		
[Inactive] Deena Gedeon	Rhoda	dgedeon	Rhoda	Supply Chain			deena.gedeon@solway.com	22-Aug-14	
[Inactive] Diane BOHLEN	Rhoda		Rhoda	Plant Supply Chain CSE			diane.bohlen@solway.com	07-May-14	

+ | Customize Table | Sort | Export Plain or Rich | Print | - [422 rows]

FINISH SETUP LATER

- Clicking on the ADD button, navigates to fill a form as in the below screenshot.

USERS - Add a User Help
Support

General

ORGANIZATION: Rhodia

FIRST NAME:

MIDDLE NAME:

LAST NAME:

TITLE:

DATA EXCHANGE USER: Yes No

EMAIL ADDRESS:

Phone Numbers

BUSINESS PHONE:

FAX PHONE:

Logon

SYSTEM LOGON: Yes No

USER NAME:

FORCE PASSWORD CHANGE ON NEXT LOGIN: Yes No

NEW PASSWORD:

PASSWORD AGAIN:

WEB SERVICE USER ACCOUNT: Yes No

- Enter the First name, Middle name, Last name, Title as asked by the user. And all the fields that are asked in the form.
- Give the password as: Solvay1*
- Click on continue button.
- Enter the title and click on Save.
- Hence the new user gets created.

TO EDIT OR MODIFY EXISTING USER

- Go to edit account and click on EDIT tab.

Edit Account

Support

Roles

EXECUTION: None

CONTRACT MANAGEMENT: None

REPORTS: None

CONFIGURATION: None

ADMINISTRATION: None

FREIGHT PAYMENT: None

Restricted Visibility

ORIGIN AREA: None

AND OR

DESTINATION AREA: None

Cross-Organization Visibility

Organization

- Go to edit account and click on EDIT tab.
- The user details can be modified as asked by the user.
- Give the new roles and fill in all the fields and click on SAVE button.
- Hence the user gets updated with the new changes.

TO CHECK WHETHER USER CREATED

Users list gets displays as per the alphabetical order.

5 SET UP USERS Help
Support

Set up and edit your organization's users here. Define user privileges such as user roles, views, and access to each TMS module.

User List								ADD
Name ^	Organization	User Name	Contact Organization	Title	Business Phone	Fax Phone	Email	EDIT
LogOps Test	Rhodia	LogOps	Sterling TMS					USER OPTIONS
Marcelo Burdellis	Rhodia	Marcelo.Burdellis	Sterling TMS				Marcelo.BURDELIS@eu.rhodia.com	
MARCHAND Jean-Francois	Rhodia	ZUCGEV54		IS / IT	+33 04 37 24 74 98		jean-francois.marchand@eu.rhodia.com	
Marionne CHAUME	Rhodia	S0052885	Sterling TMS					

We found user created in the list by alphabetical sort



TO EXIT OUT OF STERLING APPLICATION

Click on finish setup later button to exit the application.

It is the home button to go back to previous page.

Edit Account



5 SET UP USERS Help
Support

Set up and edit your organization's users here. Define user privileges such as user roles, views, and access to each TMS module.

User List									ADD
Name ^	Organization	User Name	Contact Organization	Title	Business Phone	Business Fax Phone	Business Email	Last Login Date	EDIT
-	Rhodia		KLM Inc		800-925-5556				
[Inactive] ***	Rhodia		Rhodia					22-Jul-10	
[Inactive] ***	Rhodia		Rhodia						
[Inactive] Allison Ciri	Rhodia		Rhodia	SOLVAY - Demand Planner			Allison.ciri@solvay.com	22-Aug-12	
[Inactive] Anne Viviani	Rhodia		Rhodia				anne.viviani@solvay.com	27-Sep-11	
[Inactive] Claire Gillam	Rhodia		Rhodia				claire.gillam@solvay.com	31-Mar-11	
[Inactive] DEENA CLARK	Rhodia		Rhodia				deena.clark@solvay.com		
[Inactive] Deena Gedeon	Rhodia	dgedeon	Rhodia	Supply Chain			deena.gedeon@solvay.com	22-Aug-14	
[Inactive] Diane BOHLEN	Rhodia		Rhodia	Plant Supply Chain CSE			diane.bohlen@solvay.com	07-May-14	

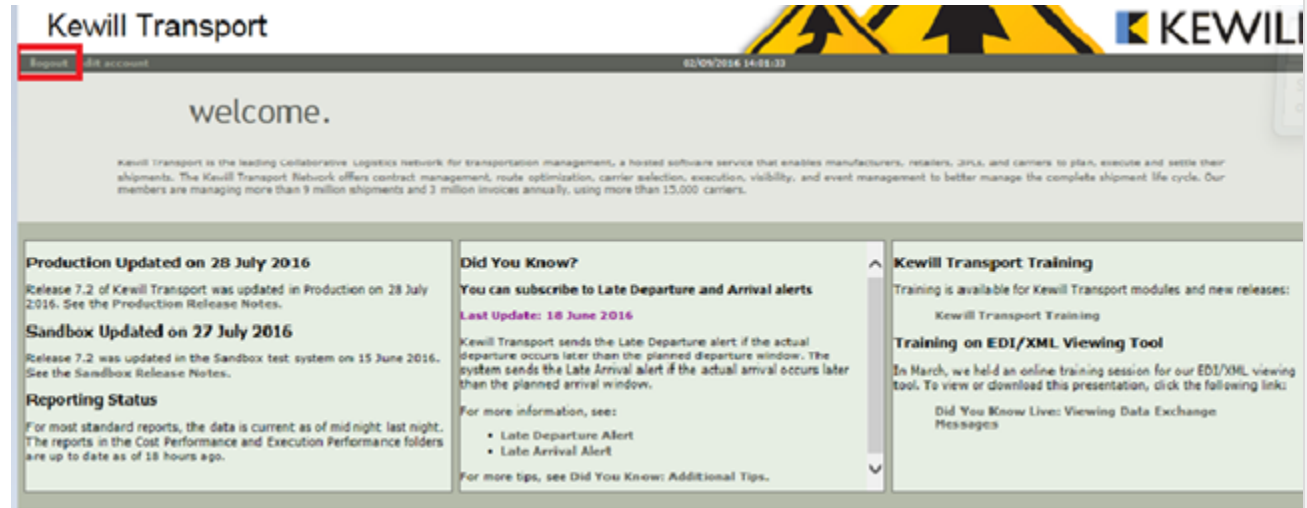
(422 rows)

Customize Table | Sort | Export Plain or Rich | Print

FINISH SETUP LATER

FINISH SETUP LATER

TO LOGOUT OF STERLING APPLICATION.



The image shows the Kewill Transport home page. At the top left, there is a "Report" button and a "My account" link. The main header features the "Kewill Transport" logo and the "KEWILL" logo. A large "welcome." message is centered on the page. Below this, there is a paragraph of text describing Kewill Transport as a leading Collaborative Logistics network. The page is divided into three main content areas: "Production Updated on 28 July 2016", "Did You Know?", and "Kewill Transport Training".

Production Updated on 28 July 2016
Release 7.2 of Kewill Transport was updated in Production on 28 July 2016. See the Production Release Notes.

Sandbox Updated on 27 July 2016
Release 7.2 was updated in the Sandbox test system on 15 June 2016. See the Sandbox Release Notes.

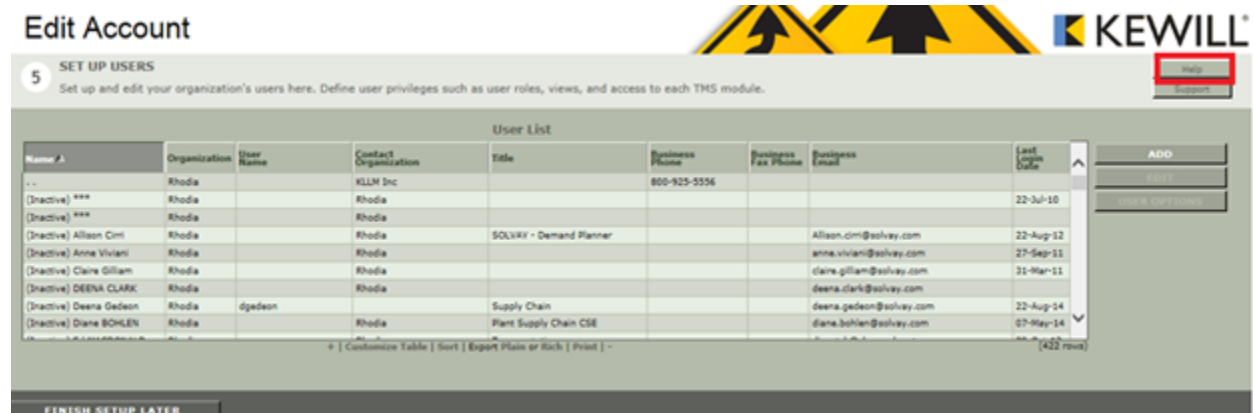
Reporting Status
For most standard reports, the data is current as of midnight last night. The reports in the Cost Performance and Execution Performance folders are up to date as of 18 hours ago.

Did You Know?
You can subscribe to Late Departure and Arrival alerts
Last Update: 18 June 2016
Kewill Transport sends the Late Departure alert if the actual departure occurs later than the planned departure window. The system sends the Late Arrival alert if the actual arrival occurs later than the planned arrival window.
For more information, see:
• Late Departure Alert
• Late Arrival Alert
For more tips, see Did You Know: Additional Tips.

Kewill Transport Training
Training is available for Kewill Transport modules and new releases: Kewill Transport Training
Training on EDI/XML Viewing Tool
In March, we held an online training session for our EDI/XML viewing tool. To view or download the presentation, click the following link:
Did You Know Live: Viewing Data Exchange Messages

ASKIN FOR HELP

At any time in the Sterling application, we can use the help by using HELP buttons.



The image shows the "Edit Account" page in the Sterling application. The page title is "Edit Account" and it is part of the "SET UP USERS" section. A "Help" button is highlighted in a red box in the top right corner. Below the header, there is a "User List" table with columns for Name, Organization, User Name, Contact Organization, Title, Business Phone, Business Fax Phone, Business Email, and Last Login Date. The table contains several rows of user data, including users like "Rhoda", "Allison Cmi", "Anne Viviani", "Claire Gillam", "DEENA CLARK", "Deena Gedeon", and "Diane BOHLEN". A "FINISH SETUP LATER" button is located at the bottom left of the page.

5 SET UP USERS
Set up and edit your organization's users here. Define user privileges such as user roles, views, and access to each THS module.

User List

Name	Organization	User Name	Contact Organization	Title	Business Phone	Business Fax Phone	Business Email	Last Login Date
[Inactive] ***	Rhoda		KLM Inc		800-925-5556			
[Inactive] ***	Rhoda		Rhoda					22-Jul-10
[Inactive] Allison Cmi	Rhoda		Rhoda	SOLVRI - Demand Planner			Allison.cmi@solvay.com	22-Aug-12
[Inactive] Anne Viviani	Rhoda		Rhoda				anne.viviani@solvay.com	27-Sep-11
[Inactive] Claire Gillam	Rhoda		Rhoda				claire.gillam@solvay.com	31-Mar-11
[Inactive] DEENA CLARK	Rhoda		Rhoda				deena.clark@solvay.com	
[Inactive] Deena Gedeon	Rhoda	dgedeon	Rhoda	Supply Chain			deena.gedeon@solvay.com	22-Aug-14
[Inactive] Diane BOHLEN	Rhoda		Rhoda	Plant Supply Chain CSE			diane.bohlen@solvay.com	07-May-14

• [Continue Table] | Sort | Export Plain or Rich | Print | - (422 rows)

FINISH SETUP LATER