

ZCO_SPAREPARTS_POST- Spare parts provision posting

Tasks to be completed when documenting an SAP Transaction, Report or Message code.

1. Title of the page = SAP Transaction code, SAP Report or SAP Message

2. Add the following Labels, respectively:

- SAP Transaction => "sap_transaction", Transaction code "xxxx"
- SAP Report => "sap_report"
- SAP Message => "sap_msg"

3. On the left section, describe the steps. On the right section, insert respective print screens and additional guidelines, if needed (e.g. Main selections of the transaction...)

STEP 1

Use transaction
code: ZCO_SPAREPARTS_POST

i ZCO_SPAREPARTS_POST-
Spare parts provision
posting: Initial Screen

i This program is for
automatic posting of spare
parts provision which data is
saved in SQ00
table ZCO_SPAREPARTS

The data must be available
in SQ00 before processing
this transaction

Report for Spareparts Provision Posting

General Selections

Company Code to

Valuation Area

Provision Calculation Period

Test Run

Processing Type

Input posting date to post the provision

Posting Date

To reverse the provision with the posting date input

Display reports only

STEP 2

This program is used to post/reverse
spare parts provision

There are 3 processing type for this transaction

1. Posting
2. Reverse
3. Display

Processing Type

Input posting date to post the provision

Posting Date

To reverse the provision with the posting date input

Display reports only

STEP 3

Fill the selection

Selection Parameters:

1. Company code
2. Valuation area **put * to select all valuation area** or specific the value
3. Provision calculation period: period that the data is extracted to SQ00 (provision period = Feb, May, Aug and Oct)
4. Processing type:
 - Posting = put the posting date as end of quarterly month
 - Reverse = put the same date of the posting to repost the provision or put it in next quarter
 - Display = only display the data
 Then execute the transaction

Report for Spareparts Provision Posting

General Selections

Company Code 1 to

Valuation Area 2

Provision Calculation Period 2021 3

Test Run

Processing Type

Input posting date to post the provision

Posting Date 31.03.2021 5

To reverse the provision with the posting date input

Display reports only

STEP 4

Output results:

Posting

- When Test mode is selected: you can save and output will give you the status whether it can be posted (in case of the error from Master data is missing please contact SU MAC)

Report for Spareparts Provision Posting

Date	CoCode	G/L Account	Val. Area	Profit Center	Val. Class	Val. Type	Material	Curren.	Val.Stream	FC	CGU	De
30.04.2021	6062	31000200	8245	8245-20449	Z120		1908475	SGD	CGU0N077	CSCGU073		
		31000200					1908479	SGD	CGU0N077	CSCGU073		
		31000200					1908480	SGD	CGU0N077	CSCGU073		
		31000200					1908484	SGD	CGU0N077	CSCGU073		
		31000200					1908490	SGD	CGU0N077	CSCGU073		
		31000200					1908491	SGD	CGU0N077	CSCGU073		
		31000200					1908492	SGD	CGU0N077	CSCGU073		
		31000200					1908493	SGD	CGU0N077	CSCGU073		
		31000200					1908494	SGD	CGU0N077	CSCGU073		
		31000200					1908495	SGD	CGU0N077	CSCGU073		

Message text Msg. Var. Status
 Document check - no errors: BKPFF \$ WQ1_400 BKPFF █


Message text Msg. Var. Status
 Document posted successfully: BKPFF 100000146360622021 WQ1_400 BKPFF █

- When test mode is not selected: when you save the output will return with document number and the items will be locked with document number


Bkcd	Prov	UnstrProv	Total Prov	Posted	Cancelled	Prov. Year	Post. Doc.	Reversl Doc	Current Date	Use
0.00	206.21		206.21	✓	□	2021	2300002055		24.03.2021	BUI
0.00	2.67		2.67	✓	□	2021	2300002055		24.03.2021	BUI
0.00	9.60		9.60	✓	□	2021	2300002055		24.03.2021	BUI
0.00	0.00		0.00	□	□				09.03.2021	TH
0.00	2.16		2.16	✓	□	2021	2300002055		24.03.2021	BUI
0.00	24.04		24.04	✓	□	2021	2300002055		24.03.2021	BUI
0.00	62.46		62.46	✓	□	2021	2300002055		24.03.2021	BUI
0.00	14.89		14.89	✓	□	2021	2300002055		24.03.2021	BUI
0.00	25.60		25.60	✓	□	2021	2300002055		24.03.2021	BUI
0.00	20.80		20.80	✓	□	2021	2300002055		24.03.2021	BUI
0.00	0.00		0.00	□	□				09.03.2021	TH

Reverse


- Steps are similar to the posting

 Provision data will be frozen in the table SQ00 after document is posted by the program

NOTE:

 In case it's necessary to update the CC automatically used, this should be done directly in transaction ZCO_S P_POSTSCHEME

Change View "Spare Parts Posting Scheme Table": Overview

New Entries 

CoCd	Plant	BusA	Cost Center
0143	VKP	7360	VO37700000
0212	EPS	7250	DG37700000
0237	JEI	7360	X437700000
0240	WNI		WN37700000
0240	WNI	7360	WN37700000
0240	WNIH	7360	WN37700000
0245	TOS	7510	SQ37700000
0245	TOSA	7250	SQ37700002
0245	TOSB	7470	SC37700003