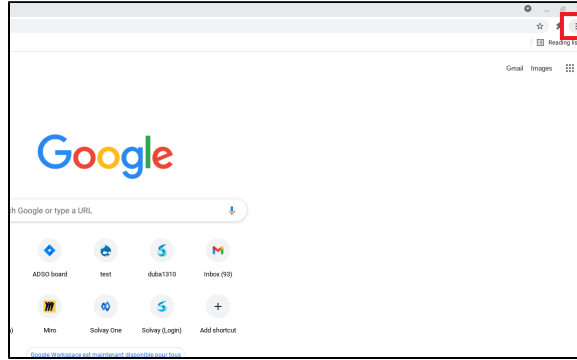


How to clear my cache ?

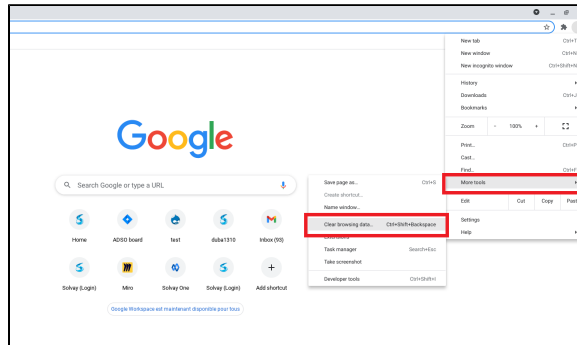
STEP 1

Open your Chrome browser and click on the **More** icon



STEP 2

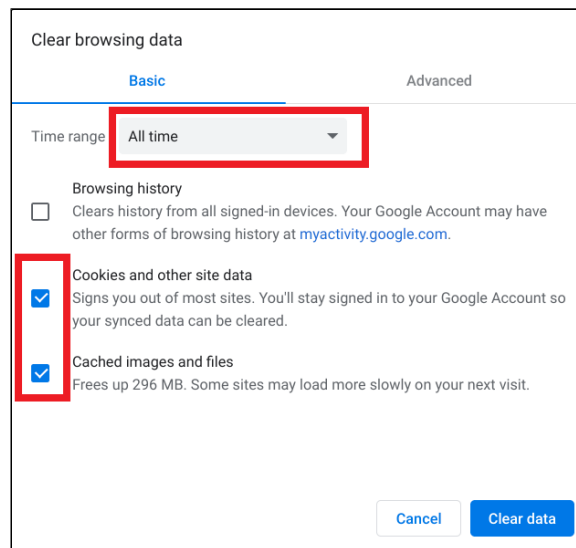
Click **More tools** and then **Clear Browsing data**.



STEP 3

In the drop-down menu at the top, choose a time range; to delete everything, select **All time** and check the 2 following boxes :

- **Cookies and other site data**
- **Cached images and files**



STEP 4

Click on **Clear data**.

Clear browsing data

Basic

Advanced

Time range **All time** ▼

Browsing history

Clears history from all signed-in devices. Your Google Account may have other forms of browsing history at myactivity.google.com.

Cookies and other site data

Signs you out of most sites. You'll stay signed in to your Google Account so your synced data can be cleared.

Cached images and files

Frees up 296 MB. Some sites may load more slowly on your next visit.

Cancel

Clear data