

# SCREEN - Pack. Inventory analysis

## SCREEN - Inventory analysis

>> Back to the [SCREEN - Logistics & Packaging](#) home page



The aim of Inventory query is to provide users with an helicopter view in qty/value of Packaging stocks in WP1 and PF1

- Opening/closing stock in qty/value, including consignment stock
- Stock variation in qty/value, by main categories:
  - Purchasing + Consignment purchasing
  - Manufacturing consumption
  - Other receipts (GR) and issues (GI)

It is based on stock postings of Packaging materials

Packaging entries are filtered according to material Valuation classes and related Stock accounts: WP1 Z110 (GL Account 31000300) and PF1 Z051 (2110110000) + WP1 adjustment account 31000309

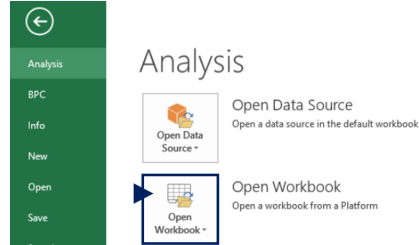
- Opening/Closing inventory figures are the sum up of all postings according to entered period in prompt (Ex. 01.2021 Closing All postings up to 31.01.2021 / Opening all postings up to 31.12.2020)
- Variation figures are the sum up of postings of selected period (Ex. 01.2021 All postings from 01.01.2021 to 31.01.2021)
- Entries are valued at the material standard price of posted period; this way, they are fully reconcilable with Working Cap. inventory values
- FI entries are enhanced with related material document data, mainly in order to catch movement type used to categorize stock variations as well as CO object assignment (Order, Cost center...)

### Access the workbook

The workbook to be used is **BW\_WBK\_SCRE\_0001 – SCREEN - Pack. Inventory analysis (Core Workbook)**

=> Go to Analysis for Office in excel

=> Click "Open Workbook"



### Run the workbook

It is mandatory to enter:

- Conso view (2) : enter 1 to apply the legal entity consolidation rate or 0 not to take the consolidation rate into consideration
- Cal. Year/Month (3) : MM.YYYY (= period)

It is also possible to enter:

- a Company Code (4)
- a Plant (5)
- a PRS Company code (6)
- a Qty conv. unit (7)
- Target Curr. for conversion (8) : the exchange rate used is [ZR H2](#) (same as [WCAP - Solvay Group Working Capital](#))
- BFC GBU (9)

SCREEN - Pack. Inventory analysis - Aggregated (Core Query)

Auth. scope based on Comp. Code (Selection option,...	=	SOLVAY	1		
	=	#			
* Conso. view? (1=Yes/0=No)		0	2		
* Cal. Year/Month (Single value, Mandatory)		01.2021	3		
Company Code (Multiple Values, Optional)		8090	4		
Plant (Selection Option, Optional)	=		5		
PRS Company code (Selection option, Optional)	=		6		
Qty conv. unit (Single value)			7		
Target Curr. for conversion (Single value, Optional)		EUR	8		
1 - BFC GBU (Selection option, Optional)	=		9		

Click "OK"

The report is displayed with :

1. The company code
2. The plant
3. The list of materials
4. **Quantity key figures**
5. **Value key figures**

Consignment Material	202101 Opening Stock Qty (w/o Consign.)	202101 Purchasing Var. Qty	202101 Consign. Purch. Var. Qty	202101 Manuf. Consumpt. Var. Qty	202101 Others Var. Qty	202101 Ending Stock Qty (w/o Consign.)
8090 7851 1012218 WOOD PALLET CP3 1140X1140	1 267	2 103	-1 434	-626	1 310	1 310
1050016 WOOD PALLET CPE 1100X1200	4 416	1 017	-9 091	-29	2 703	2 703
1059621 PE DRUM 200L PO BLUE UN	211	395	45	25	696	696
1059746 PE DRUM 120L TO BLUE UN X180	84	38	3	3	128	128
1059750 PE DRUM 60L TO BLUE	37	72			109	109
1060096 IBC 3000L WOOD PAIL UN IN ETTE EVENT NAT	139	1 020	-743	-194	262	262
1060095 WOOD PALLET CP3 1140X1140 ESPR115	1				1	1
1060791 PE SACK 600X1050X180 WHITE	8 952		-4 621	-150	4 181	4 181

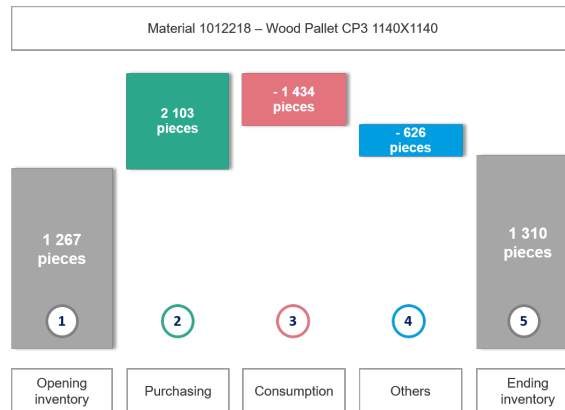
## Quantity key figures

1. **Opening Stock Qty (w/o Consign.):** in material base UoM, according to selected **period** in prompt (Ex. 01.2021 01.01.2021)
2. **Purchasing Var. Qty:** in material base UoM, according to selected **period** in prompt (Ex. 01.2021 01.01.2021 to 31.01.2021)
 

**i** Packaging postings assigned to a PO (and not assigned to a Process order /Cost collector), mainly allocated to movement type 101 /102 (GR goods receipt/Reversal)
3. **Manuf. Consumpt. Var. Qty:** in material base UoM, according to selected **period** in prompt
 

**i** Packaging postings assigned to a Process order/Cost collector, also allocated to movement type 261 /262 (GI for order /Reversal)
4. **Others Var. Qty:** all other GR /GI which are not Purchasing nor Manuf. consumption
5. **Ending Stock Qty (w/o Consign.):** in material base UoM, according to selected **period** in prompt (Ex. 01.2021 31.01.2021)

CompPlant Material	202101 Opening Stock Qty (w/o Consign.)	202101 Purchasing Var. Qty	202101 Consign. Purch. Var. Qty	202101 Manuf. Consumpt. Var. Qty	202101 Others Var. Qty	202101 Ending Stock Qty (w/o Consign.)
8090 7851 1012218 WOOD PALLET CP3 1140X1140	1 267	2 103	-1 434	-626	1 310	1 310
1050016 WOOD PALLET CPE 1100X1200	4 416	1 017	-9 091	-29	2 703	2 703
1059621 PE DRUM 200L PO BLUE UN	211	395	45	25	696	696
1059746 PE DRUM 120L TO BLUE UN X180	84	38	3	3	128	128
1059750 PE DRUM 60L TO BLUE	37	72			109	109
1060096 IBC 3000L WOOD PAIL UN IN ETTE EVENT NAT	139	1 020	-743	-194	262	262
1060095 WOOD PALLET CP3 1140X1140 ESPR115	1				1	1
1060791 PE SACK 600X1050X180 WHITE	8 952		-4 621	-150	4 181	4 181



Consignment quantities are displayed separately

1. **Consign. Purch. Var. Qty:** Variation of stock consigned (Movement type 411 and Special stock indicator K (transfer from consignment to own stock))

Company code	Plant	Material	202101 Consign. Purch. Var. Qty	202101 Ending Stock Qty (Consign.)
ZFR3	7622	1012305 WOOD PALLET 1090X1090 4 WAYS CIRC TT	6 020	1 899
		1016769 WOOD PALLET 890X1290 4 WAYS CIRC TT	437	1 824
		1081115 PAPER BAG TIXOSIL 58X107+16 GREEN	5 695	5 200
		1081116 PAPER BAG TIXOSIL 55X88+16 BLUE	23 400	58 833
		1081118 PAPER BAG TIXOSIL 65X107+16 YELLOW	13 000	26 810
		1909518 PAP. BAG TIXOSIL 65X107+16 PURPLE THERMO	5 200	47 197
		1909520 PAP. BAG ZEOSIL 65X107+16 BLUE THERMO		590
		1909878 PAPER BAG ZEOSIL 55X88+16 THERMO		2 830
	7681	1016510 BIG BAG 87X87X180 1000KG GR 40X70 HDPE	200	700
		1016513 BIG BAG 87X87X180 1000KG GR 45X65	25	
	7682	1137513 STAINLESS STEEL DRUM PO 33L		5

- Ending Stock Qty (Consign.):  
Consignment stock at the end of the period



Var. Qty check (6) = Closing stock (5) - Opening stock (1) - Purchasing (2) - Consumption (3) - Others (4) = 0

Material	Opening Stock Qty (w/o Consign.)	202101 Purchasing Var. Qty	Manuf. Consumpt. Var. Qty	202101 Others Var. Qty	Ending Stock Qty (w/o Consign.)	Var. Qty check
1012218 WOOD PALLET CP3 1140X1140	1 267	2 103	-1 434	-626	1 310	

## Value key figures

- Opening Stock:** in Local (company) /Target currency, according to selected period in prompt (Ex. 01.2021 01.01.2021)
- Purchasing Var:** in Local (company) /Target currency, according to selected period in prompt (Ex. 01.2021 01.01.2021 to 31.01.2021)

Comp/Plant	Material	202101 Opening Stock Loc./Target Curr.	202101 Purchasing Var. Loc./Target Curr.	202101 Consumpt. Var. Loc./Target Curr.	202101 Others Var. Loc./Target Curr.	202101 Ending Stock Loc./Target Curr.
8090 7851	1012218 WOOD PALLET CP3 1140X1140	9 663,58	16 662,72	-11 362,01	-4 018,40	10 945,89
	1050016 WOOD PALLET CP3 1000X1200	3 470,52	1 564,71	-1 396,00	3 246,54	
	1059621 PE DRUM 220L PO BLUE UN	1 000,00	1 000,00	-1 000,00	1 000,00	
	1059746 PE DRUM 120L TO BLUE UN X180	33,85	33,85	-33,85	33,85	
	1059750 PE DRUM 60L TO BLUE	85,79	85,79	-85,79	85,79	
	1060506 IBC 1000L WOOD PAL UN IN ETTE EVENT NAT	13 580,25	76 311,74	-55 587,85	-15 060,51	19 243,63
	1060595 WOOD PALLET CP3 1140X1140 5PPRVS	-107,92				-107,92
	1060791 PE SACK 600X1050X180 WHITE	10 310,14		-5 280,73	-171,43	4 857,98



Packaging postings assigned to a PO (and not assigned to a Process order /Cost collector), mainly relative to movement type 101 /102 (GR goods receipt/Reversal)

- Manuf. Consumpt. Var.:** in Local (company) /Target , according to selected period in prompt

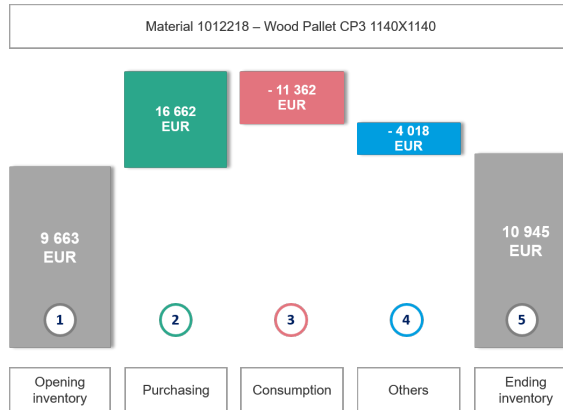


Packaging postings assigned to a Process order/Cost collector, also related to movement type 261 /262 (GI for order /Reversal)

- Others Var.:** all other GR/GI which are not Purchasing nor Manuf. consumption
- Ending Stock Loc./Target Curr.:** in Local (company) /Target currency, according to selected period in prompt (Ex. 01.2021 31.01.2021)



Variation value check (6) = Closing stock (5) - Opening stock (1) - Purchasing (2) - Consumption (3) - Others (4) = 0



Material	202101 Opening Stock Loc./Target Curr.	202101 Purchasing Var. Loc./Target Curr.	202101 Consumpt. Var. Loc./Target Curr.	202101 Others Var. Loc./Target Curr.	202101 Ending Stock Loc./Target Curr.	Var. Value check
1012218 WOOD PALLET CP3 1140X1140	9 663,58	16 662,72	-11 362,01	-4 018,40	10 945,89	

- [SCREEN - Pack. Inventory analysis](#) — The aim of Inventory query is to provide users with an helicopter view in qty/value of Packaging stocks in WP1 and PF1
- [SCREEN - Pack. Manuf. Consumption analysis](#) — The aim of this query is to provide users with a transversal view of Packaging material consumption in production process in WP1 and PF1
- [SCREEN - Pack. Purchasing analysis](#) — The aim of Purchasing query is to provide users with a transversal view in qty/value of Packaging Materials purchasing in WP1 and PF1