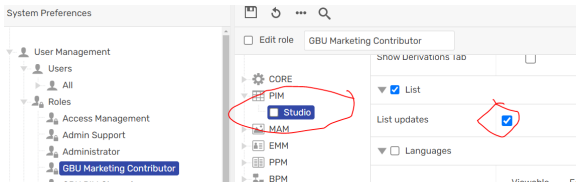


# 6. Export list of Products & Create Favourite (WIP)

## Overview

## Table of content

Necessary rights to create export of product



- [Step-By-Step](#)
  - [Step 1 - Export List of Products](#)
  - [Step 2 - WIP Favourite](#)
- [Related articles](#)
- [Need help?](#)

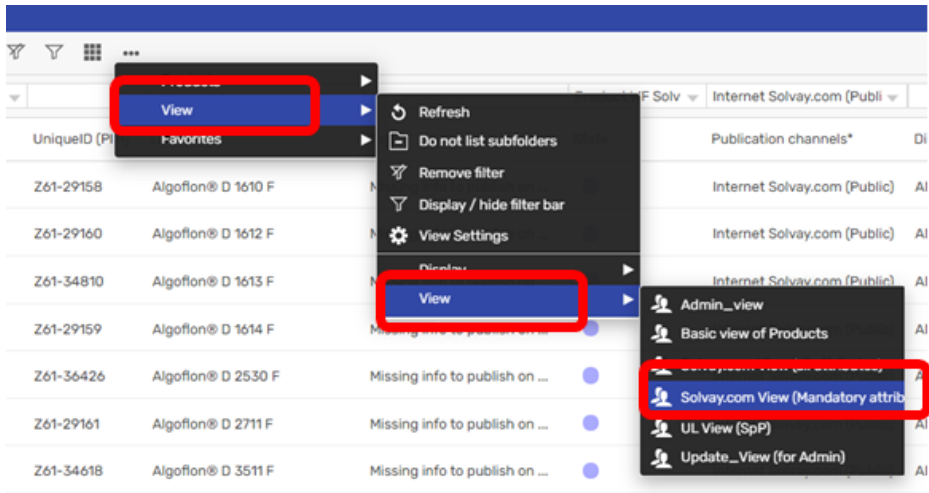
## Step-By-Step

### Step 1 - Export List of Products

Select all Product

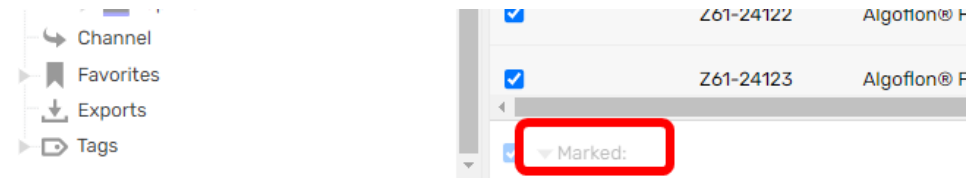
<input checked="" type="checkbox"/>	s Folder	UniqueID (PIM)	Label ▲
<input checked="" type="checkbox"/>		Z61-29158	Algoflon® D 1610 F
<input checked="" type="checkbox"/>		Z61-29160	Algoflon® D 1612 F
<input checked="" type="checkbox"/>		Z61-34810	Algoflon® D 1613 F
<input checked="" type="checkbox"/>		Z61-29159	Algoflon® D 1614 F

Select the view with the product attributes you want to download

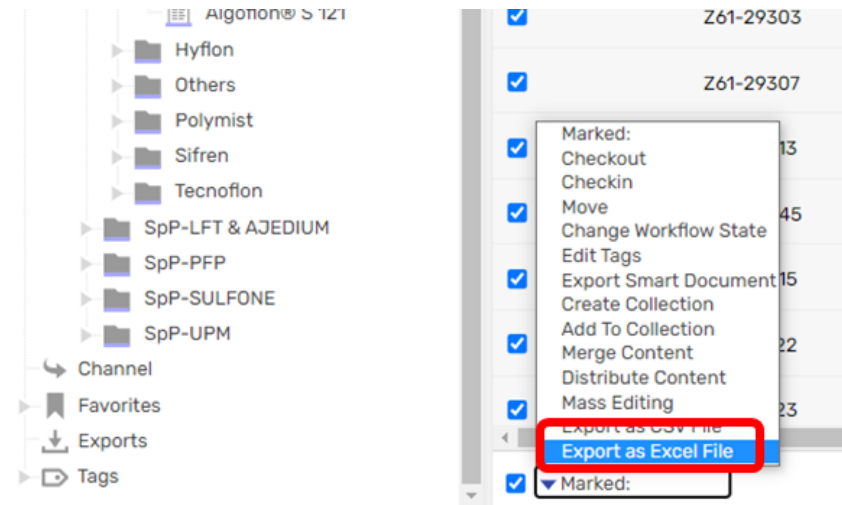


e.g. In this example I want to export all product attributes that are mandatory for the website solvay.com

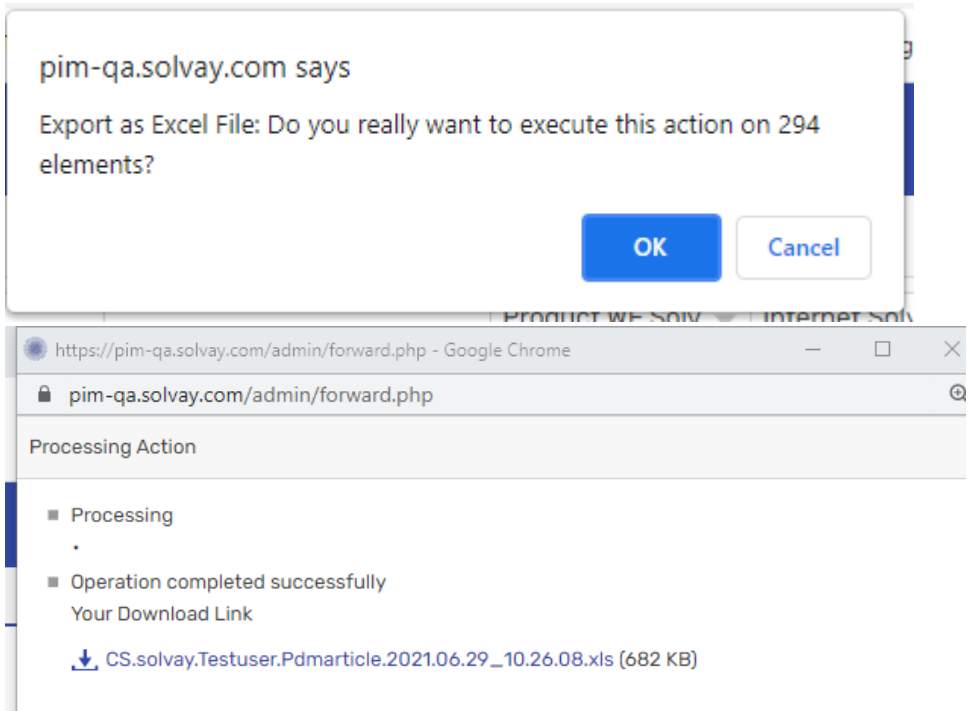
Click (Bottom of the page) on "Marked"



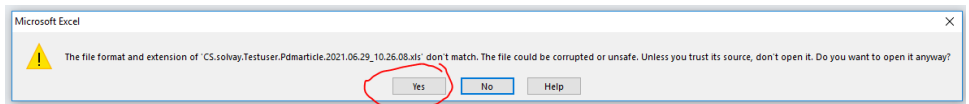
Select Export as Excel file



Confirm you want to execute the action



You will receive a warning message. You can click yes



Step 2 - WIP Favourite	

## Related articles

---

## Need help?

---

Unable to render {include}

The included page could not be found.