

IM - Stocks (WBP)

- Usage
- Perimeter
- Currency conversion method (relevant for Stock Valuation)
- Reports (Queries/Workbooks)
- Related topics
- Contacts

- *NEW* BW IM - Global Inventory Reporting
- (*OLD*) BW IM - PF1 Application
- (*OLD*) BW IM - WP1 Application
- Key Figures of BW IM

blocked URL

General Presentation

BW IM - Stocks application regroups all the reports that are based on the inventory data in SAP ERPs and more particularly:

- Inventory status
- Stock situation

Master data

Material-Plant combination is a basic reporting unit. Some figures provide detailed view on Batch level.

Wide range of Plant, Material and Batch attributes is available in all reports.

Selection by GBU or Company Code(s) and Calendar Year/Month(s) enables to access high amount of data in one report.

Transaction data

All inventory figures are based on cumulation of Material Movements.

Historical data (previous years) is available for analysis.

Quantities of material (and its movements) are calculated for selected time period. Stock Value is derived from Stock Quantity and material price.

Usage

Reports are used mainly by supply chain and controllers.

Access

Access to BW IM - Stocks application in the WBP Server is provided by **Company Code**. Users could be authorized to one, several or all company codes (depending their profile).

Reporting catalog is accessible via:

Sap Business Object Analysis Select Data Source WBP (Single Sign On) Role **IM - Stock**

Description	Technical Name
FIWC - Working Capital	ZR_RCS_CA_M24_TEST
GTS - Global Trade Services Reporting	ZR_RCS_CA_M22
IM - Stocks	ZR_RCS_CA_M03
PF1 Application	0000000346
Production	0000000362
WP1 + PF1 Application	0000000374
WP1 Application	0000000349
INT - Intercompany Analysis	ZR_RCS_CA_M47
ITC - Credit Management	ZR_RCS_CA_M39

Perimeter

Since Q4 2020, a new BW model is available, merging both PF1 and WP1 into **ONE SINGLE GLOBAL SOLUTION**.

Previously*, BW IM Stock application reports were DIVIDED into 2 separate categories with different reporting logic:

WP1 Application retrieving data of all companies maintained in Rhodia Core System

PF1 Application using company data in PF1 (Solvay-legacy) as a source

**not yet decommissioned, maintenance needed*


Data update

Most data is updated **several times per day** based on the [D4 loading schedule](#). With following exceptions:

[blocked URL](#)

Application	Data	Frequency
WP1 & PF1	SMOG data	Monthly
WP1 & PF1	Material Prices (Moving Average Price / Standard Price)	Daily - Monday to Friday
WP1	Material Prices for Physical Inventory	Yearly (January)
PF1	"End of month status" reports	From 3rd to 7th working day of following month

Currency conversion method (relevant for Stock Valuation)



Main* currency conversion type in Inventory reports is "ZRHO - Monthly valuation consolidation rate" which counts with End of Month value.

It is calculated at the time of query execution based on selected key dates.

**Applicable for ALL NEW GLOBAL reports. There are some exceptions for OLD WP1 and PF1 (due to many reports for various purposes.) Open a [FreshDesk](#) ticket to verify conversion type for a specific query.*

Reports (Queries/Workbooks)

Core queries are listed by Application and divided into sub-categories by their reporting purpose. Choose the respective source system for complete list of Core Queries.

NEW [Global reporting Solution](#)

- **Stock Analysis**
- **SMOG Analysis**
- **DIOH (Days Inventory on Hands)**

(*OLD) [PF1 Application](#)

- **Day-to-day tracking** - stock indicators, material movements and inventory status point
- **End of month status** - valuated stock at the end of each accounting period

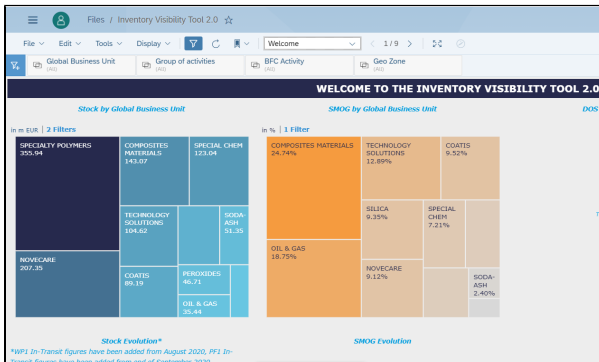
(*OLD) WP1 Application

- **Evolution follow-up** - stock turnover and value development in selected time period
- **Inventory tracking** - current inventory status and identification of expiring materials
- **Price evolution** - material prices and their changes in between 2 periods
- **Stock analysis** - stock values and quantities by different selection criteria
- **Stock movements** - stock changes identified by material movement types
- **Zone/GBU specific** - miscellaneous, customized by request

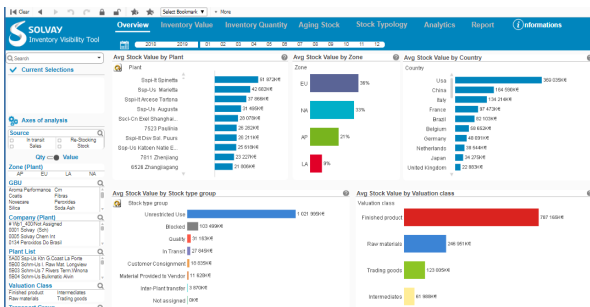
Related topics

Working Capital (WCAP) application - Inventory values (Adjustments, Work in Progress, Transits) from finance perspective.

Inventory Visibility Tool 3.0 - Aggregation and graphic presentation of Stock, SMOG and DIOH. This Dashboard uses new BW Queries of Global reporting solution as its source.



~~Inventory Visibility Tool~~ - Aggregation and graphic presentation of inventory data from both (WP1, PF1) applications. This Dashboard uses BW Core Queries as its source. *****DECOMMISSIONED IN NOVEMBER 2020*****



Contacts

SAP Business Objects Analysis tool: Follow [User Guide](#) and in case of additional doubts, open a [FreshDesk](#) ticket

Access and authorization problems: open a [FreshDesk](#) ticket to IS Authorization Team

Report a problem/clarify an issue: open a [FreshDesk](#) ticket to IS Reporting Team

Questions on scope/functionalities/evolution:

[Vendula Sianska](#)

Solvay Business Services

Digital & Information Technologies

IS Supply Chain M&S Data & Reporting Support