KE28 - TOP DOWN Distribution

Tasks to be completed when documenting an operation (from creation to publication)

1. Enter the **Title of the operation / page**

2. Add the following Labels:

- Scope of applicability: ww, country_accounting
- Country or group of countries (if applicable): belux, china, france, italy, lam, nam,uk_ie, bulgaria, dach, netherlands, iberia, poland, latvia, australia, india, japan, south_korea, thailand, singapore, new_zealand, emea_transversal, apac_transversal
- Unit and Domain according to the List of labels to be used in the Finance Service Line space
  - **E.g. 1:** WW Operation in Financial Accounting under domain "Central Finance Processes & Compliance":
    - Labels to be used: ***ww, financial_accounting, central_fin_proc_compliance***
  - **E.g. 2:** France Operation in Financial Accounting:
    - Labels to be used: ***country_accounting, france, financial_accounting***

      (for country operations, the Domain is always country_accounting)

3. Fill in all fields as described above

4. Name the title of each section using OPD methodology naming convention - Infinitive verb without the “to”, mainly action verb...something) -" I do something..."

5. Once the description of the operation is completed, ensure it is approved and published by launching the Finance approval workflow

Domain:	**Responsibility area**:

Table of contents

- Table of contents
  - 1.1. Objective of this Operation
  - 1.2. Scope
- 2. Definitions
- 3. Tasks description
- 3.1. I update the template
  - 3.1.1. I open the monthly template and extract the data
  - 3.1.2. I do the checks
  - After finish everything on template and with the cycles updated I need to run the cycles;
- 3.3. I execute KE28A
  - 3.2.3. I run transaction KE28A on real mode.
  - 3.2.4. I send the confirmation to controllers.

Scope

WW Uni

ERP

PF2

Frequency

References

Forms

KE28 Template

Attachments

<< KE28 - TOP DOWN Distribution >>

. Objective and Scope

1.1. Objective of this Operation

- COPA Top-down distribution (tcode KE28 or KE28A) is a periodic function that lets you distribute the aggregated data (sum up of the original COPA records) to more detailed levels on the basis of reference information.
    - The original COPA record can be any record type if relevant, like B type (from shipment cost for example), D type (from cost center assessment)...
    - The distribution reference can be the posting figure of any COPA value field, as long as the records fall into the same group (defined by 'Copy' characteristic, to be explained later).
- Generally speaking, when execute KE28, it post a reversal record against original records (after sum up), then post several split records for each combination according to reference ratio.

1.2. Scope

This procedure is just performed on company code 4290 and 6401.

2. Definitions

See Finance Glossary:

- PF1

3. Tasks description

We Have two main steps on this procedure, the first one is to calculate the cycles allocation and the second on is to run the transaction KE28A

3.1. I update the template

3.1.1. I open the monthly template and extract the data

With the template opened I'm going to start to extracting the SAP data.

I execute the Macro in tab "Read me first" - Extraction All. If needed data can be extracted individually.

In case the Macro has an error, to extract manually follow the steps below:

KE24 - Variant: /KE28 - period: closure period - layout: /KE28-4290

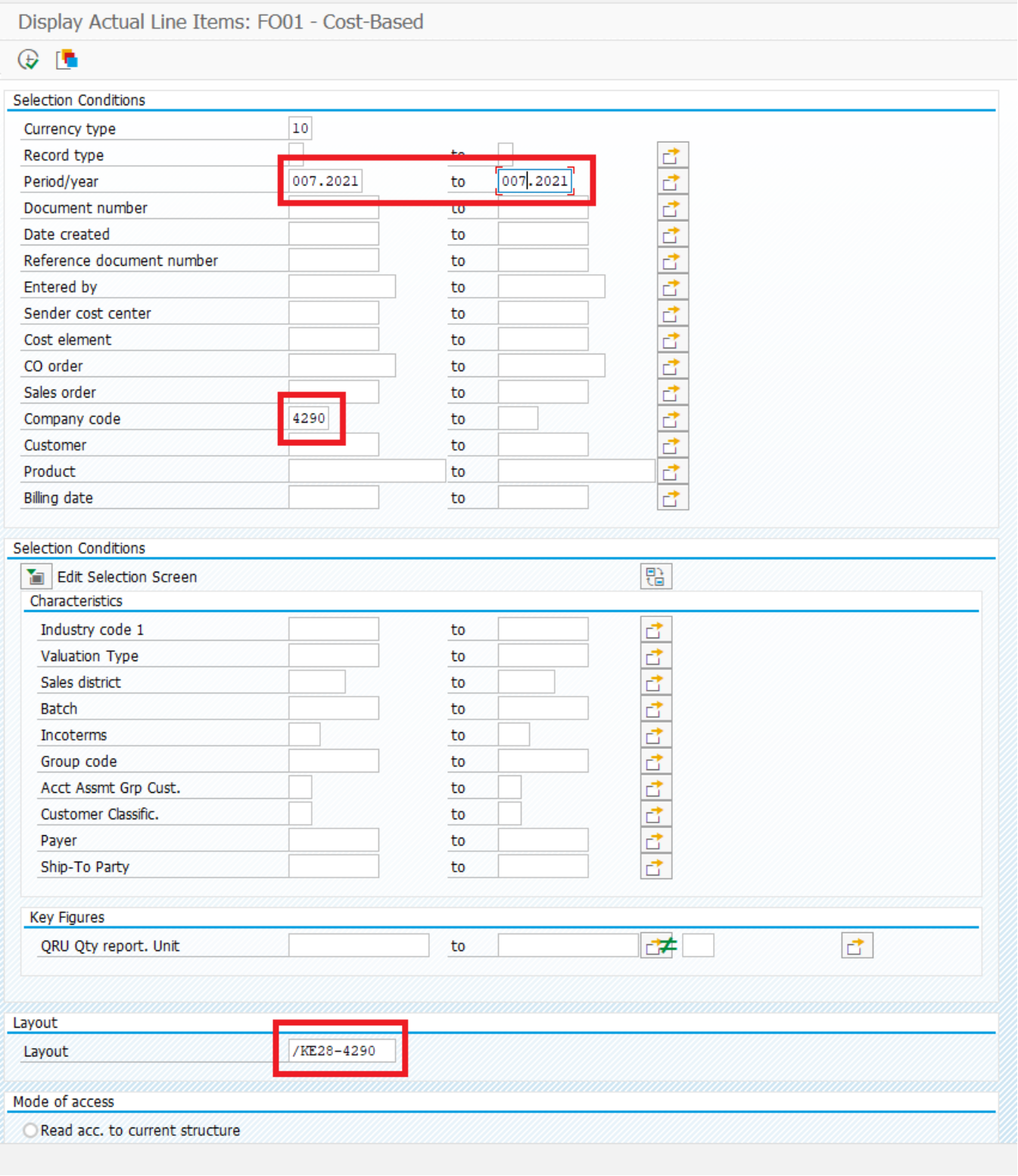

Extract the data and paste values on tab " SAP KE24 database "

For SD Derivatives Div 47 we need to extract the information separately but I going to follow the same as I performed above;

KE24 - Variant: /KE287470- period: closure period - layout: /KE28-7470

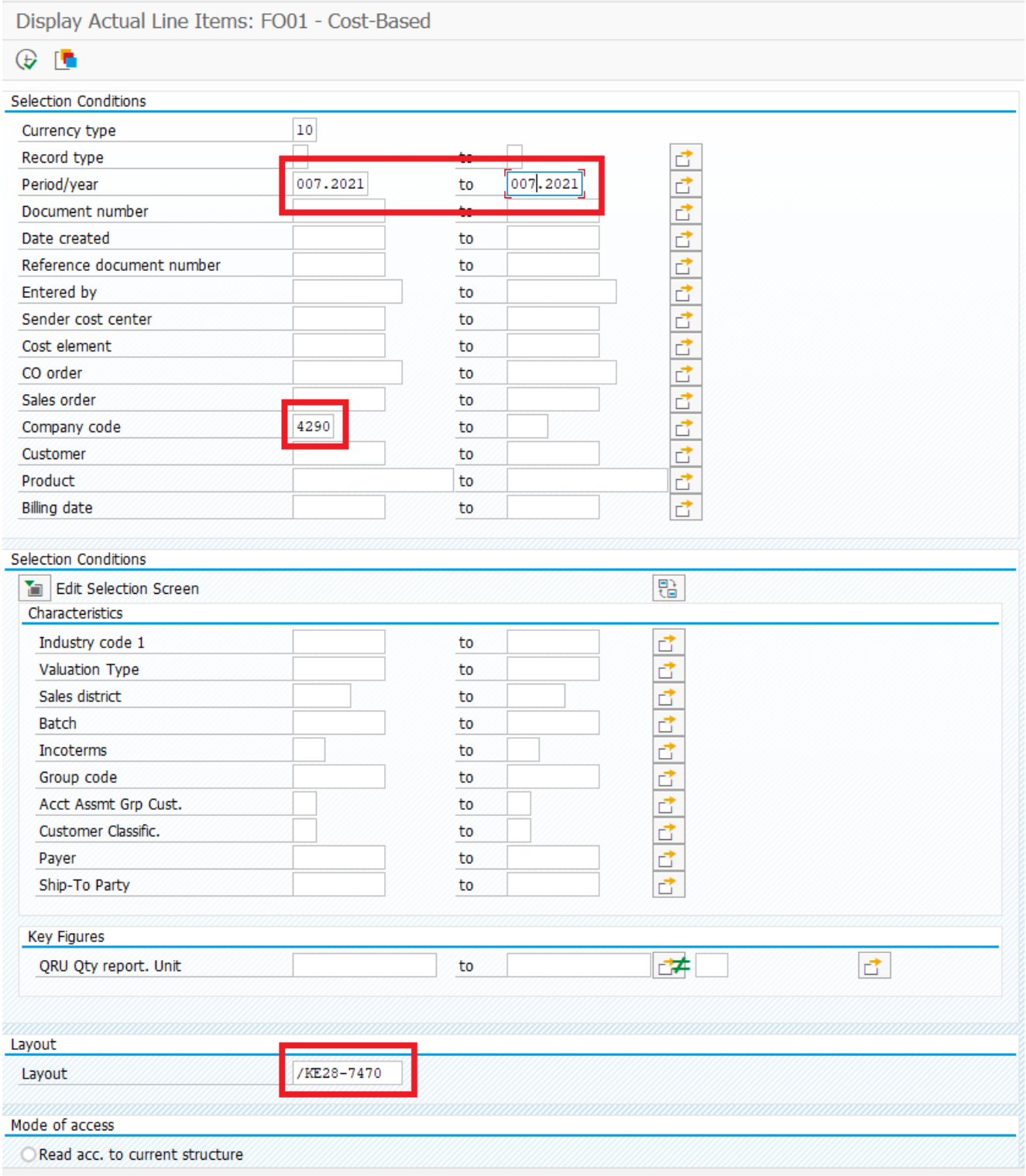

Extract the data and paste values on tab " KE24 database - Mileage (7470)

Make a filter to see line items just for plant GRU

For Derivatives only chipping condition 21 and "blank" should be considered to GRU plant.

You need to exclude the line items which has no follow this rule:

Profit Center	Plant	Division	Shipping Conditions
F47ABBXXU4	GRU	AO	21
F25MKXXXU2	GRU	AD	
F25MKXXXU2	GRU	AD	21
F25MKXXXU2	GRU	AD	CW

After that I extract the data from KSB1:

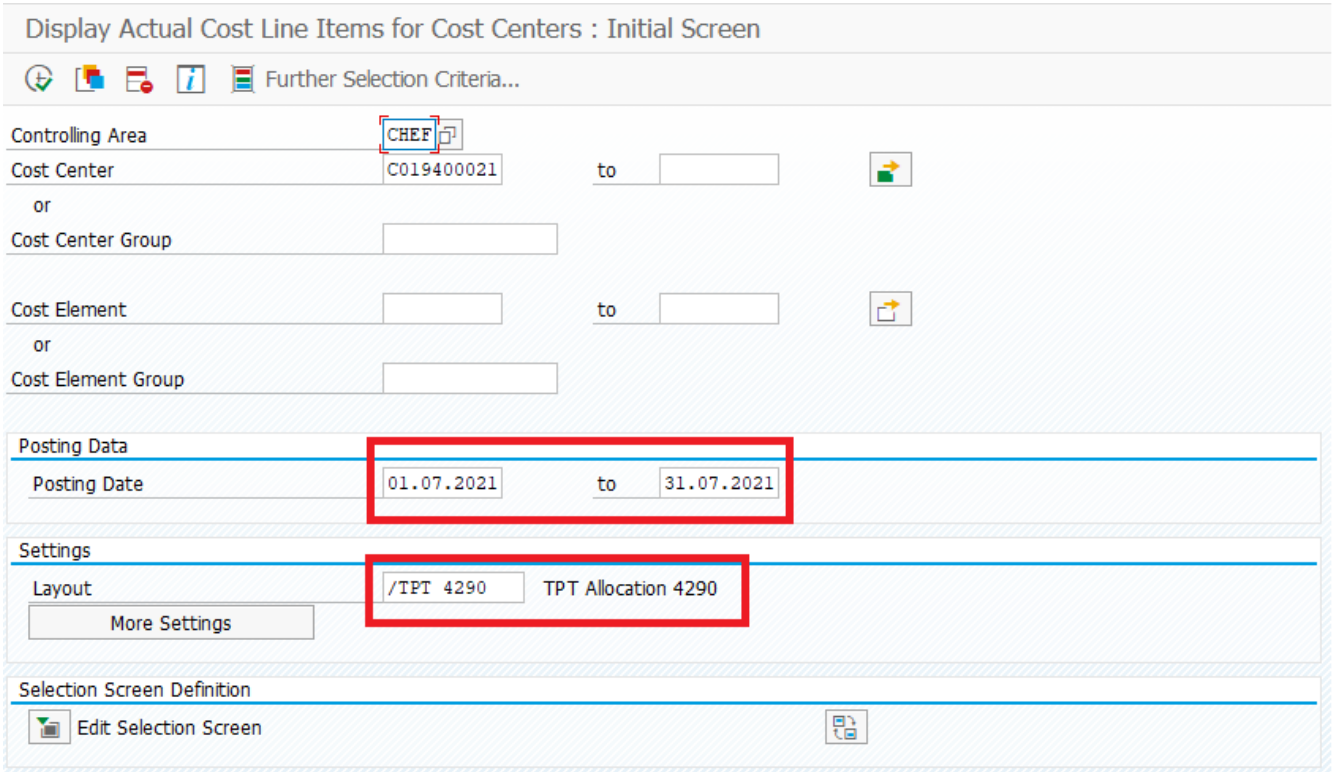

TPT cost center line items

Variant: TPT 4290

Extract data and paste values on tab " SAP TPT KSB1 "

OUTPUT= Once you fill in the orange tabs, the blue ones will be updated for further checking.

3.1.2. I do the checks

3.1.2.1 I check tabs 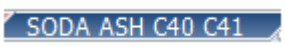

I check if there is any difference between the Total of the Pivot table and Total Division AD / A1 / A3 / AO.

SODA ASH Allocation - Royalties & Natural Gas Edge

Cycle 4290RO → to be executed **before** 4290RP

Update segments:

1) C0F25-C412
2) C0F25-C402

C046100001

SODA ASH		AD	
Profit Center	**Plant**	**Qty QRU**	**%**
F25MKXXX92	5B35	-	0,00
F25MKXXXU1	5B35	-	0,00
F25MKXXXU2	5B35	4.253.453,10	3,00
F25MKXXX92	5B38	-	0,00
F25MKXXXU1	5B38	-	0,00
F25MKXXXU2	5B38	-	0,00
F25MKXXX92	5B39	-	0,00
F25MKXXXU1	5B39	466.566,27	0,33
F25MKXXXU2	5B39	-	0,00
F25MKXXX92	5B41	-	0,00
F25MKXXXU1	5B41	133.356,16	0,09
F25MKXXXU2	5B41	-	0,00
F25MKXXX92	5B42	-	0,00
F25MKXXXU1	5B42	-	0,00
F25MKXXXU2	5B42	640.953,24	0,45
F25MKXXX92	5B43	-	0,00
F25MKXXXU1	5B43	-	0,00
F25MKXXXU2	5B43	2.148.757,77	1,51
F25MKXXX92	5B45	-	0,00
F25MKXXXU1	5B45	-	0,00
F25MKXXXU2	5B45	129.890,71	0,09
F25MKXXX92	GRM	-	0,00
F25MKXXXU1	GRM	487.883,96	0,34
F25MKXXXU2	GRM	[illegible]	53,77
Total		***141.966.555,82***	***100,00***
Total Division AD		***141.966.555,82***	
Diff. Check		- ***0,00***	check 5B00 by PC

Read me first | SAP KE24 database | KE24 database - Mileage (7470) | SAP TPT KSB1 | SODA ASH C40 C41 | Royalties-SD Derivatives | TPT cost centers | Milage Credit TPT

If there is any difference, check in transaction KE30 following the steps below:

KE30 - report CHEOPS CONTROL

Division: AD / A1 / A3 / AO

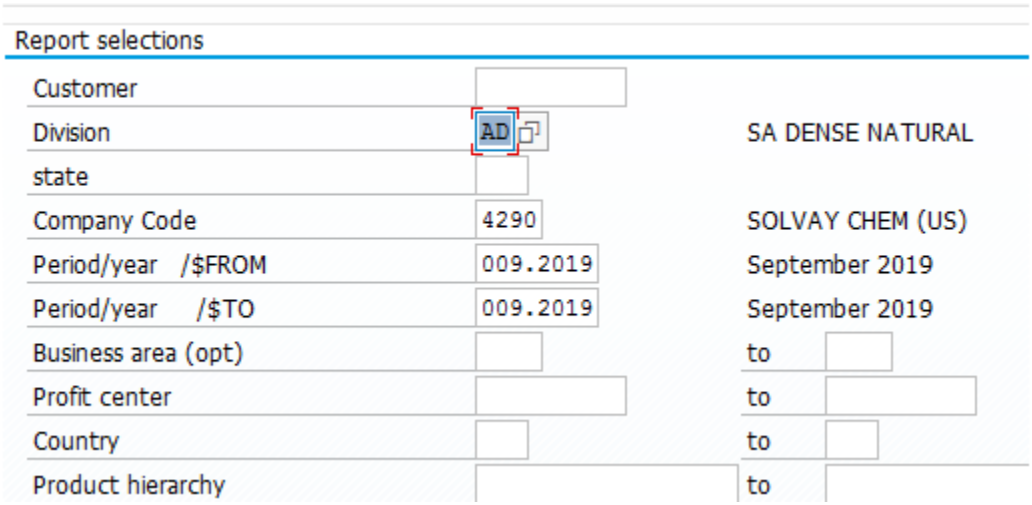

Add plant on the SAP report and check if the qty by plant is the same as distributed in the table of % allocations.

Cycle 4290RO

Update segments:

1) C0F25-C40

2) C0F25-C41

C0F25ADXU2

SODA ASH		AD	
Profit Center	Plant	Qty QRU	%
F25MKXXXU1	5007	-	0,00
F25MKXXXU2	5007	-	0,00
F25MKXXXU1	50QB	-	0,00
F25MKXXXU2	50QB	566.310,07	0,35
F25MKXXXU1	50TB	-	0,00
F25MKXXXU2	50TB	1.569.860,51	0,98
F25MKXXXU1	50VB	-	0,00
F25MKXXXU2	50VB	279.412,90	0,17
F25MKXXXU1	50XB	-	0,00
F25MKXXXU2	50XB	234.711,37	0,15
F25MKXXXU1	50YB	-	0,00
F25MKXXXU2	50YB	929.664,78	0,58
F25MKXXXU1	51AB	-	0,00
F25MKXXXU2	51AB	-	0,00
F25MKXXXU1	51DB	-	0,00
F25MKXXXU2	51DB	329.280,85	0,21
F25MKXXXU1	51XB	-	0,00

Division AD SA DENSE NATURAL

Navigation

Period/year

Trdg Part.BA

Business Area

IndustOrigin

Plant Displayed in	QTV 1 VKG
50QB SCHM-US /CSX PHILAD	566.310,073
50TB SCHM-US /BONNEVILLE	1.569.860,511
50VB SCHM-US /CSX LOUISV	279.412,898
50XB SCHM-US /TRANSWOOD	234.711,372
50YB SCHM-US /RTR CONVEN	929.664,778
51DB SCHM-US /BULKMATIC	329.280,846

OBS: Usually there is a difference for 5S00 plant. Go to Profit center details of plant 5B00 and check the amount for PC F25MKXXX92

QTY TOTAL	159.990.750,28	100,00
CHEOPS CONTROL	166.169.245,28	
Diff. Check -	6.178.495,00	check 5B00 by PC

OBS: We don't consider this PC for the cost center allocations
Is ok to proceed with this difference.

Division AD SA DENSE NATURAL

Navigation

Period/year

Trdg Part.BA

Business Area

IndustOrigin

Plant 5B00

Profit Center Displayed in	QTV 1 VKG
CHEF/F25MKXXX92 725 MK 9997V	6.178.494,999
CHEF/F25MKXXXU2 725 MK 1009V	46.123.168,993
Total	52.301.663,992

Now, I need to update the cycle;

CYCLE: 6401RO

Cost center: 5S46100001

2 Segments: 5S461-C412 // 5S461-C402

CYCLE: 6401RO

Cost center: 5S46100002// 5S46100003 // 5S46100004

3.1.2.3 I check tab TPT cost centers

I update the pivot tables and verify if there is any check field with amount, if everything is correct any amount will reflect there.

Cost center Actual Balance | **Allocation cycle - To update**

C019400021 - Export Soda Ash

DIV	Cost Center	PLANT	Sum of Val.in rep.cur.
AD	C019400021	52LB	209.292,20
AD	C019400021	54PB	170.649,98
AD	C019400021	5B00	596.862,22
AD	C019400021	5B35	17.077,52
Grand Total			993.881,92

	Profit Center	Plant	Balance CC	%
AC				
AC				
AC				
AC				
AD	F25MKXXXU2	52LB	209.292,20	21,06
AD	F25MKXXXU2	54PB	170.649,98	17,17
AD	F25MKXXXU2	5B00	596.862,22	60,05
AD	F25MKXXXU2	5B35	17.077,52	1,72
			993.881,92	***100,00***
		check	-	

For some cost centers the allocation information will be sent by the controller Ross Dorsett through ticket with the subject 4290 Peroxide COPA Throughput allocations.

I can see which are those cost center by the information Check Ross* file on tab Tpt cost centers.

After that I need to update the cycle.

CYCLE: 4290TP and 6401TP

Cost center: All cost centers on this tab

Segments: The segments name are the same of cost center coding.

3.1.2.4 I check tab Milage Credit TPT

We receive the information from Leticia Souza. She sends the Fleet file with the information for TPT Assessments

Ticket subject: "6401 *Month* **Year** - Fleet Process Assessment"

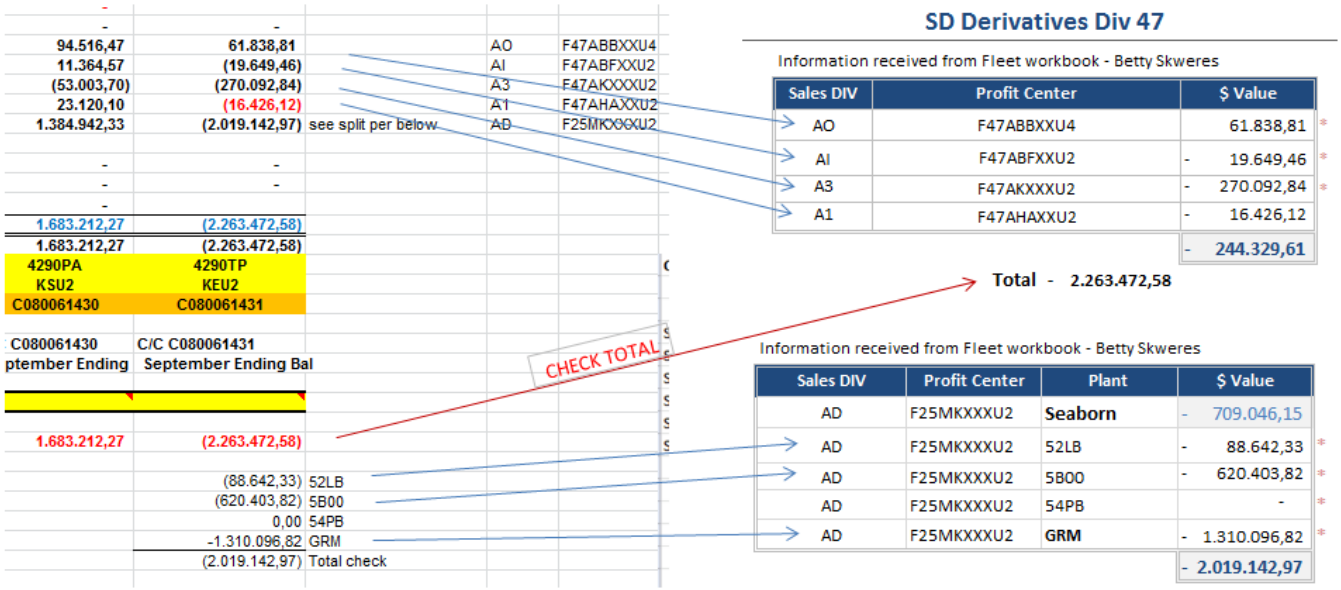

Update pivot tables;

After that I need to update the cycle.

CYCLE: 6401TP

For Division 25:

Cost center: 5S19600040

2 Segments: TPT SEA // TPT-ALL SD

For Division 47

Cost Center: 5S19600041 // 5S19600042 // 5S19600043 // 5S19600044

3.2. I run the cycles

After finish everything on template and with the cycles updated I need to run the cycles;

Transaction KEU5;

Cycles: 6401RO and 6401TP (in this order) - The cycles must be ran before cycle 6401RP and cycles 4290TP and 4290RP to company 4290.

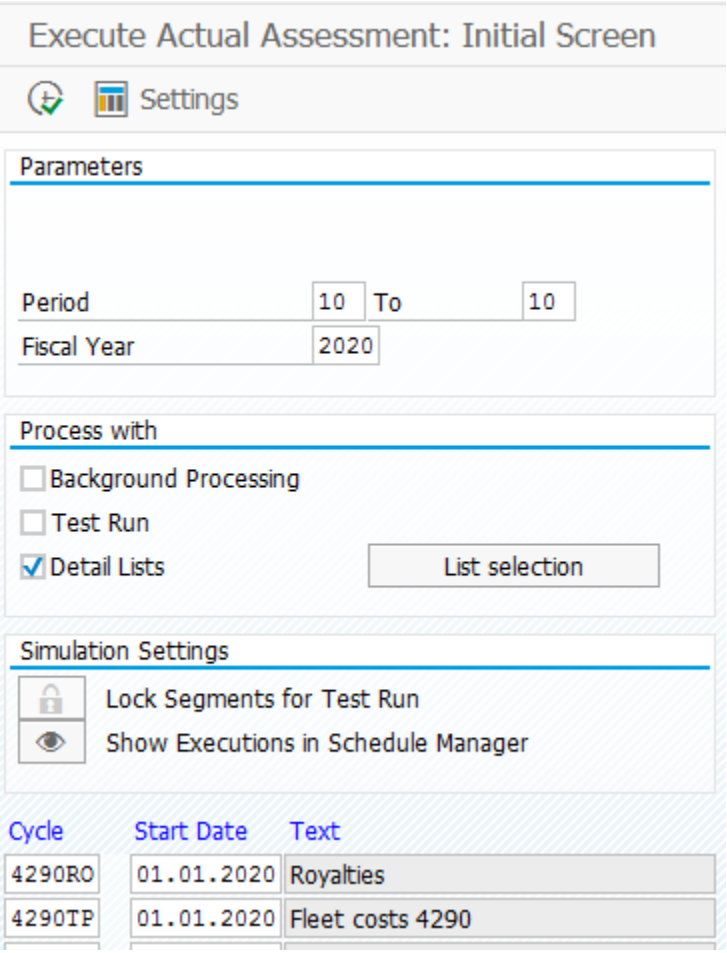

3.3. I execute KE28A

Execute actual distribution after the cycles are run

3.2.1. I run transaction KE28A in test mode.

Variant: KE28-4290

Flag: Execute Actual Distribution

Period: Closing Period

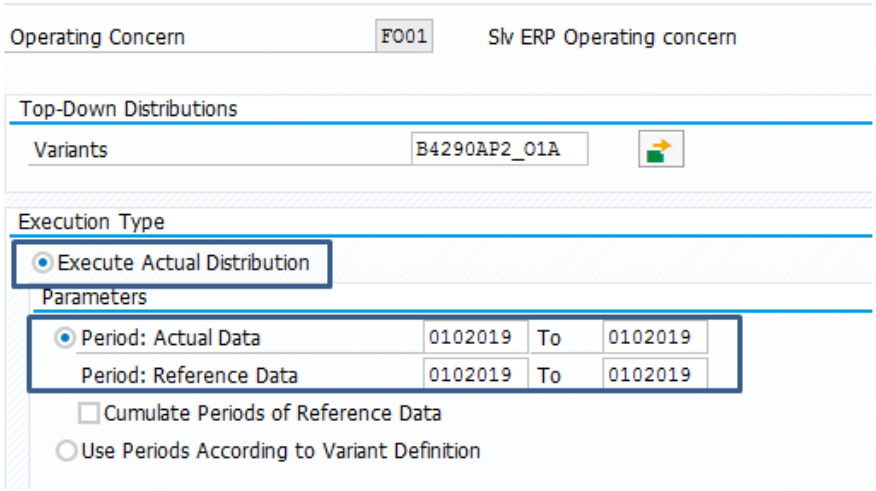

I need to run first in test mode

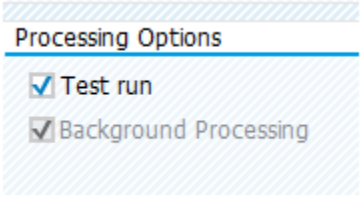

3.2.2. I Check the log

Transaction KE28L

Include the closing period and the KE28A variant as below:

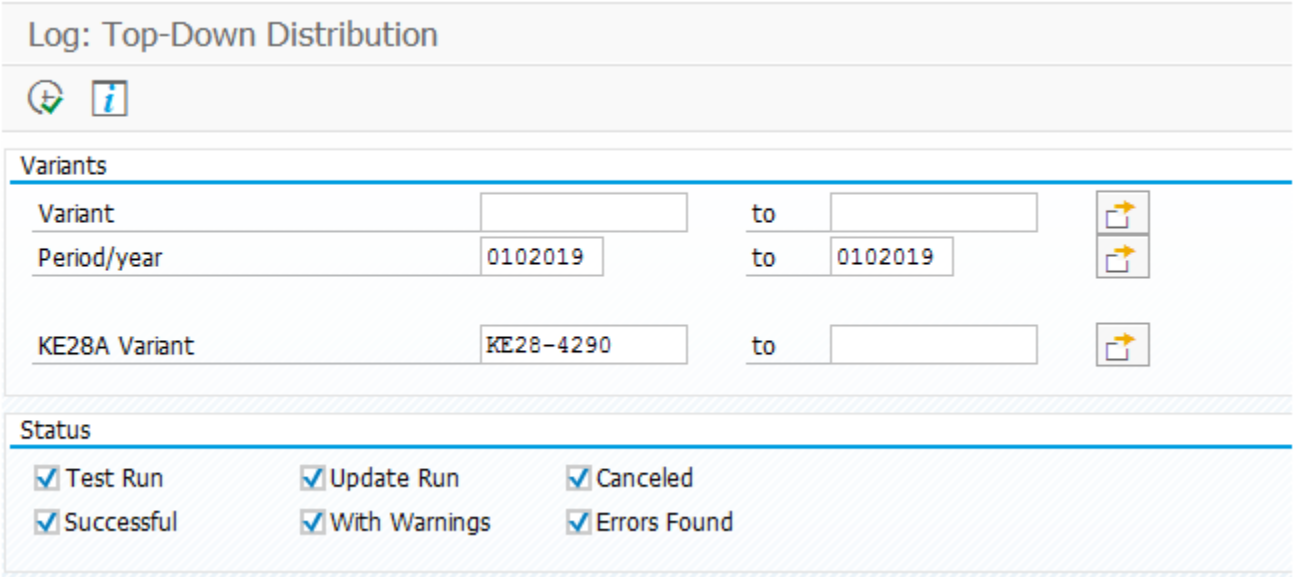

Run;

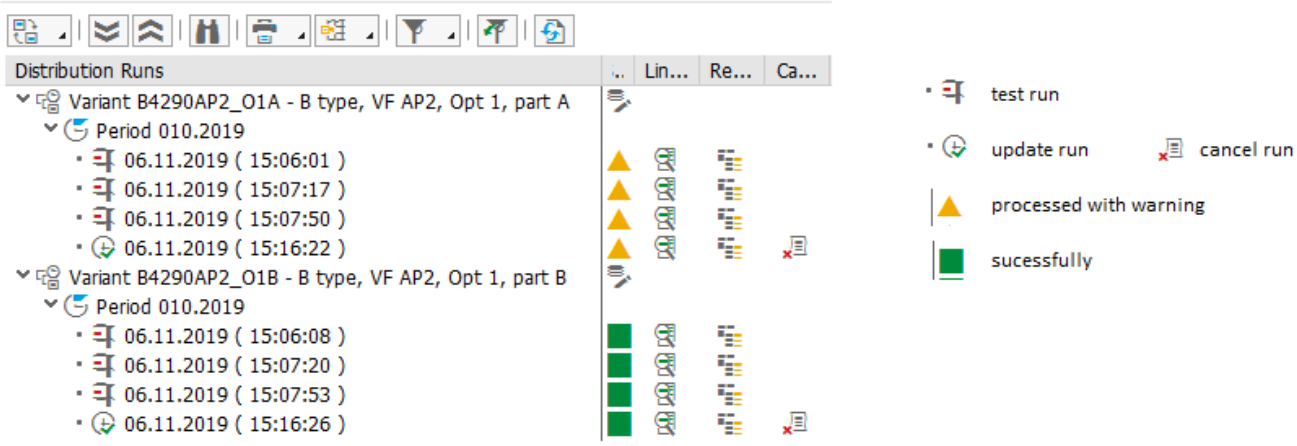

Warning messages

I need to verify on Log tab, Currency type 10;

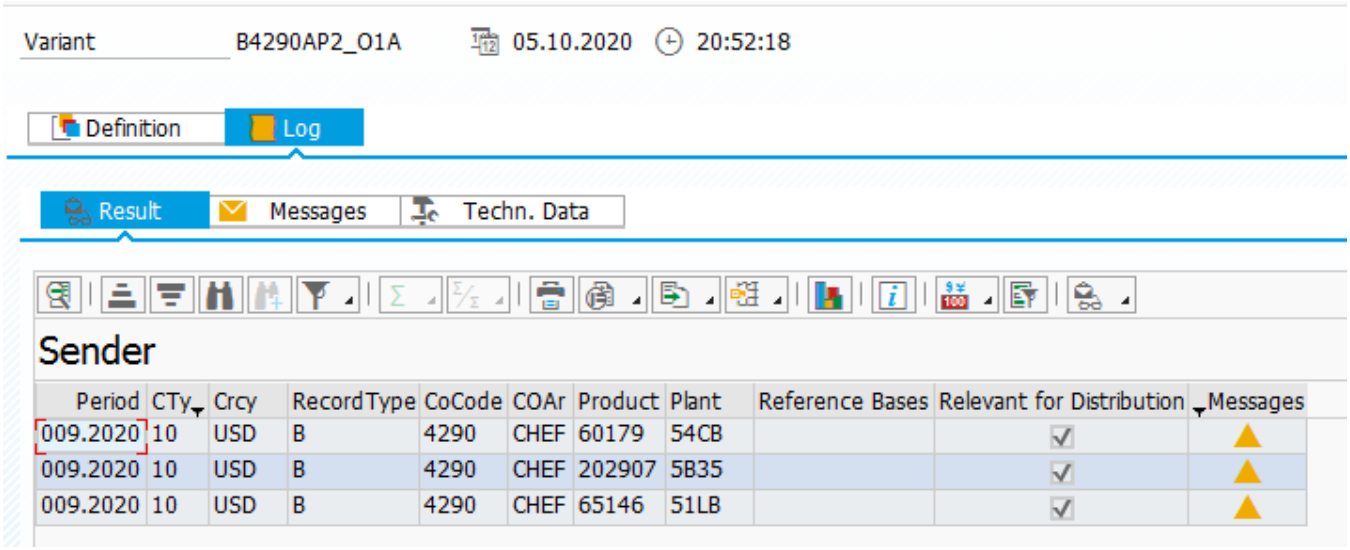

Period	CTy	Crcy	RecordType	CoCode	COAr	Product	Plant	Reference Bases	Relevant for Distribution	Messages
009.2020	10	USD	B	4290	CHEF	60179	54CB		✓	▲
009.2020	10	USD	B	4290	CHEF	202907	5B35		✓	▲
009.2020	10	USD	B	4290	CHEF	65146	51LB		✓	▲

I use transaction KE30 report ZZZ-SOLV00 to check if there is sales to those materials/plants;

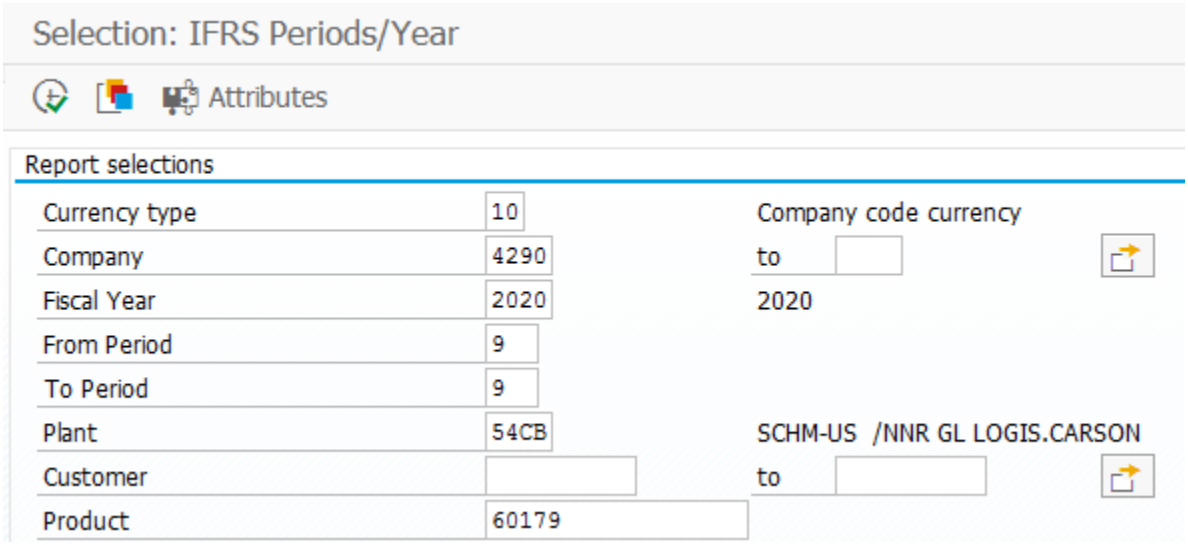

Run;

Is there is no QRU information, any distribution needs to be done;

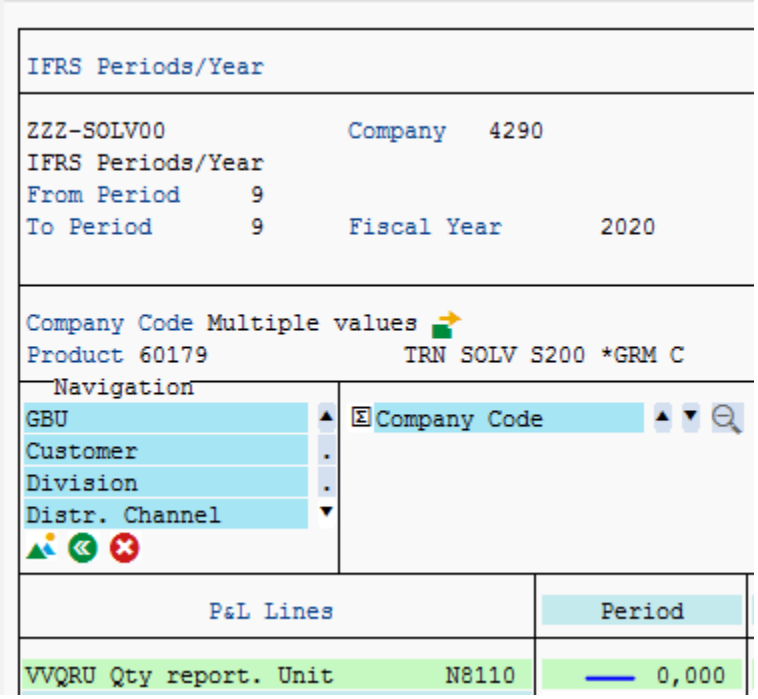

If I have no information of material, I can use the combination of Plant, Division and Profit Center:

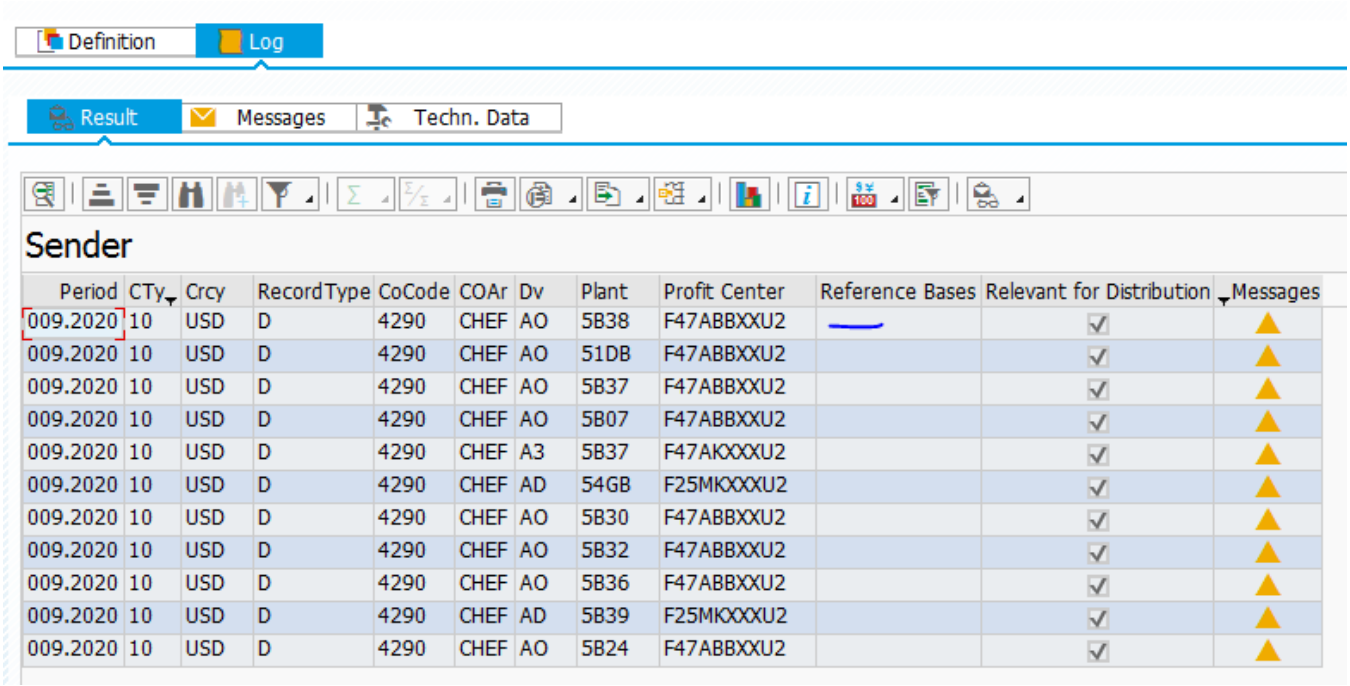

Period	CTy	Crcy	RecordType	CoCode	COAr	Dv	Plant	Profit Center	Reference Bases	Relevant for Distribution	Messages
009.2020	10	USD	D	4290	CHEF	AO	5B38	F47ABBXXU2		✓	▲
009.2020	10	USD	D	4290	CHEF	AO	51DB	F47ABBXXU2		✓	▲
009.2020	10	USD	D	4290	CHEF	AO	5B37	F47ABBXXU2		✓	▲
009.2020	10	USD	D	4290	CHEF	AO	5B07	F47ABBXXU2		✓	▲
009.2020	10	USD	D	4290	CHEF	A3	5B37	F47AKXXXU2		✓	▲
009.2020	10	USD	D	4290	CHEF	AD	54GB	F25MKXXXU2		✓	▲
009.2020	10	USD	D	4290	CHEF	AO	5B30	F47ABBXXU2		✓	▲
009.2020	10	USD	D	4290	CHEF	AO	5B32	F47ABBXXU2		✓	▲
009.2020	10	USD	D	4290	CHEF	AO	5B36	F47ABBXXU2		✓	▲
009.2020	10	USD	D	4290	CHEF	AD	5B39	F25MKXXXU2		✓	▲
009.2020	10	USD	D	4290	CHEF	AO	5B24	F47ABBXXU2		✓	▲

KE30;

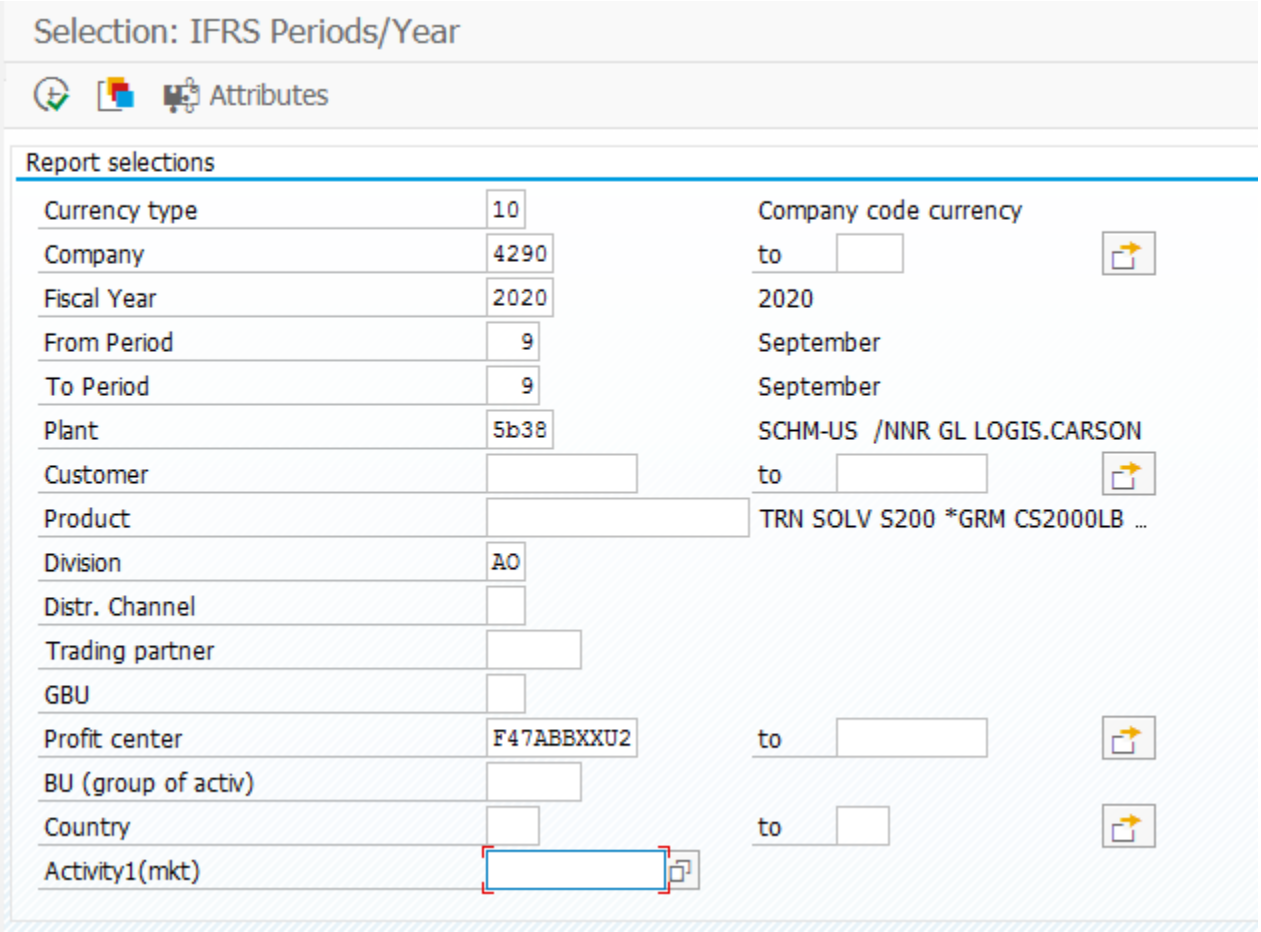

After check all variants, I can run it on real mode.

3.2.3. I run transaction KE28A on real mode.

First of all I need to check if the period is open;

Transaction: /FIN3/OKP1_BK - Maintain period lock (with CoCode)

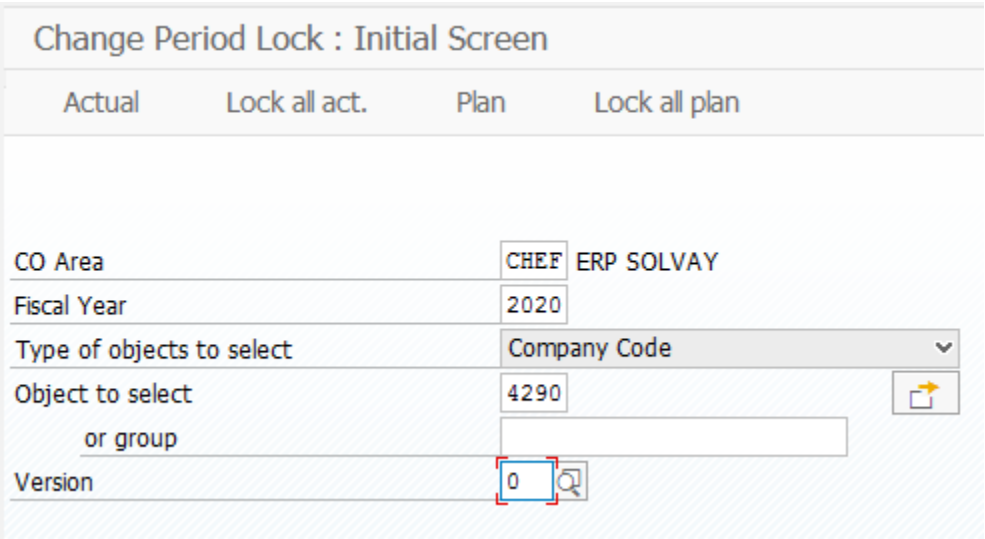

To open the period the current month should be unflagged;

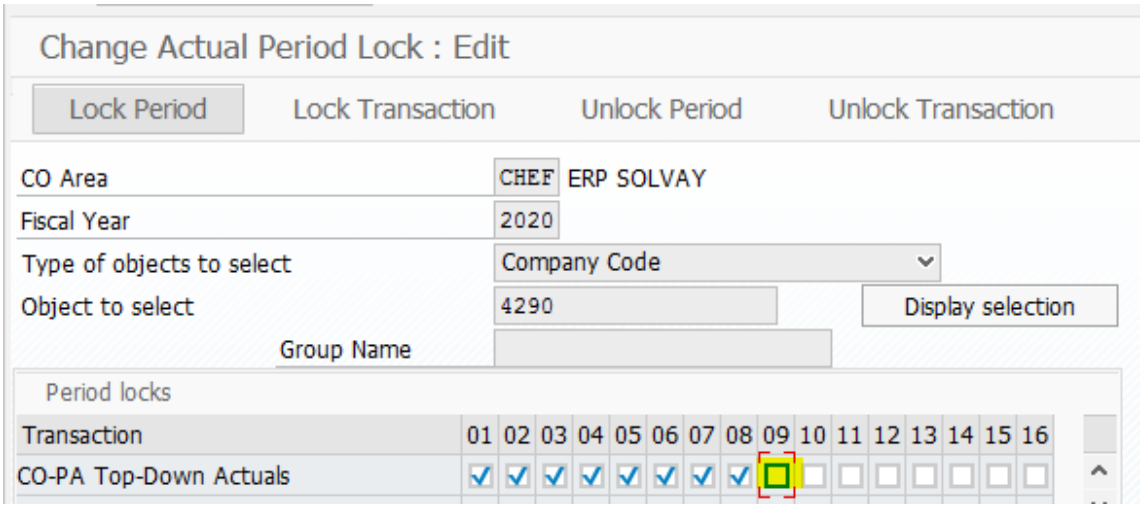

Now, Just go back to KE28A and unflagging the test option and run;

To be sure that the transaction ran to correctly, verify if there is the cancel option on KE28L for each variant as below:

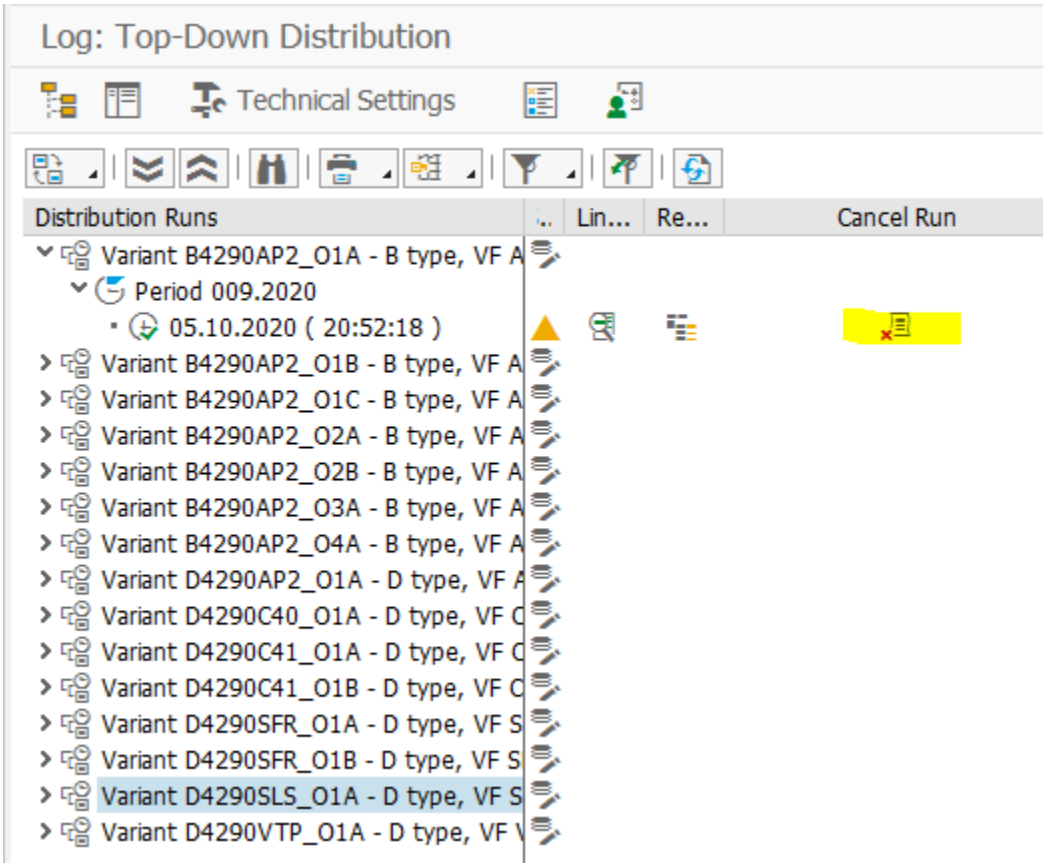

3.2.4. I send the confirmation to controllers.

With everything finished, I send the confirmation to responsible evolved that the process was ran with template attached to all controllers from 4290;

End of document.