

Digital Signage - Appspace Libraries: Creating a Card



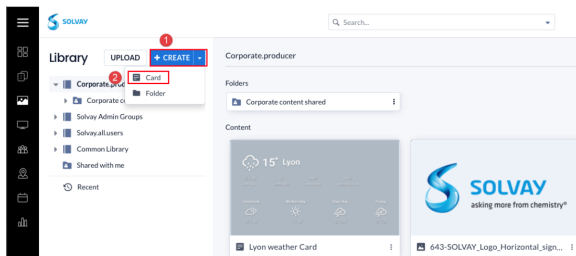
Digital Signage - Appspace Libraries: Creating a Card

How to create a card from the Library?

1) Click on the arrow just beside the word **+CREATE**

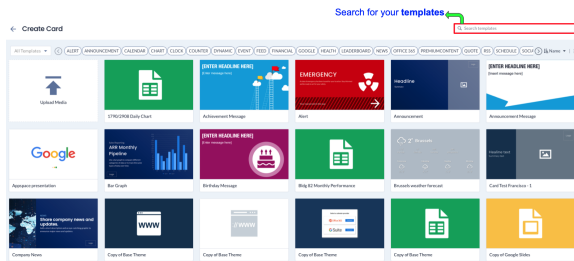
2) Choose **Card**

or You also can directly click on **+CREATE** 😊



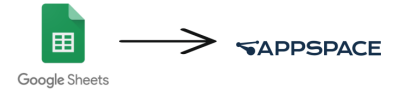
3) Select the **Card** you want to create in the library. And, also search for your **templates** (if you have the template name).

Or click on **Upload Media** in case you want to upload content to your library. 😊



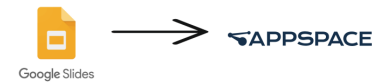
Digital Signage - Appspace Libraries:

+ How to Include Google Sheets card :



- **Specific process to be followed**
- **Requires to share the spreadsheet with sharing account**

+ How to Include Google Presentation card :



- **Specific process to be followed**
- **Requires to share the presentation with sharing account**

NOTE : Slide transition effects work, but animation in Slides do not work in Appspace

+ How to include specific QlikSense card :



- **Specific process to be followed**
- **Other Dashboarding tools not integrated for the time being (ex: Google DataStudio)**