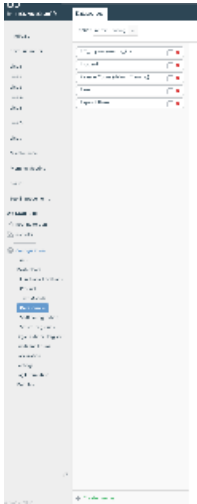
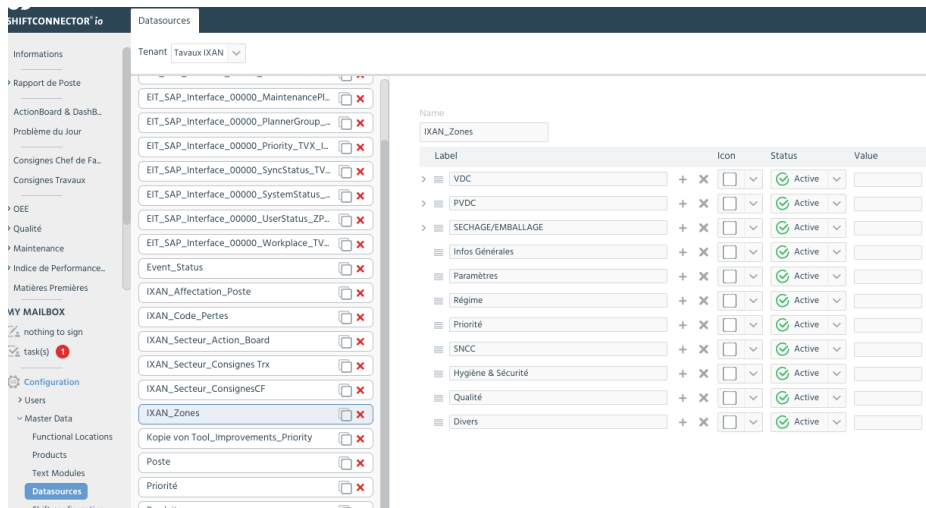


Create and upload data sources

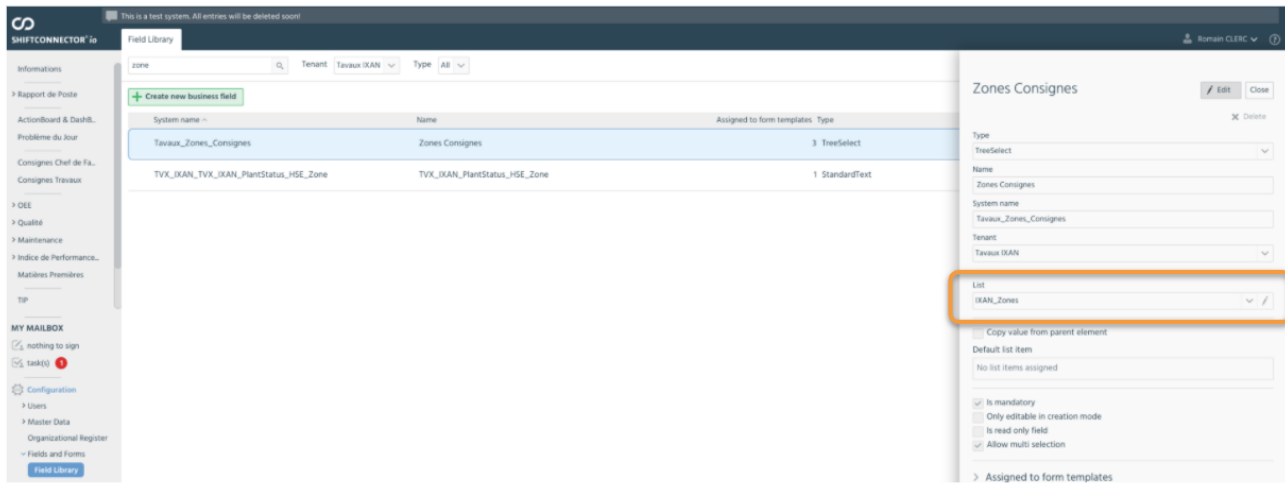
- Data Sources can be used to add a master data in the system and then use it as a filter, a grouping or any other way of displaying the data



- Go in ConfigurationDatasources and Create new list at the bottom of the screen. You can also copy an existing one. Click on Edit to add/remove any label. Different levels of data can be managed.



- You can use the Download/Upload functionality to update
- You can use this list in a field, by choosing the new data source in "List"



Priority	Taux_han_Secteur	Description
HSE et Energie		Centrale incendie detectio
Secteur		
<input checked="" type="radio"/> HSE et Energie		
<input type="radio"/> VDC		
<input type="radio"/> Solubles		
<input type="radio"/> Suspension		
<input type="radio"/> Séchage Suspension		
<input type="radio"/> LUC1		
<input type="radio"/> LUC2		
<input type="radio"/> LUC3		
<input type="radio"/> Latex		
<input type="radio"/> Sile PMDC		
<input type="text" value="Search"/>		

Secteur	Description
HSE et Energie X	Centrale incendie
<input type="checkbox"/> Qualité	Event Start Date Time Mon, 19-10-2013 13:37