

ES - Encuesta Índice de Cifra de Negocios - INE

Tasks to be completed when documenting an operation (from creation to publication)

1. Enter the **Title of the operation / page**

2. Add the following Labels:

- Scope of applicability: ww, country_accounting
- Country or group of countries (if applicable): belux, china, france, italy, lam, nam,uk_ie, bulgaria, dach, netherlands, iberia, poland, latvia, australia, india, japan, south_korea, thailand, singapore, new_zealand, emea_transversal, apac_transversal
- Unit and Domain according to the [List of labels to be used in the Finance Service Line space](#)
 - E.g. 1: WW Operation in Financial Accounting under domain "Central Finance Processes & Compliance":
 - Labels to be used: **ww, financial_accounting, central_fin_proc_compliance**
 - E.g. 2: France Operation in Financial Accounting:
 - Labels to be used: **country_accounting, france, financial_accounting**
(for country operations, the Domain is always country_accounting)

3. Fill in all fields as described above

4. Name the title of each section using OPD methodology naming convention - **Infinitive verb without the "to", mainly action verb...something) -" I do something..."**

5. Once the description of the operation is completed, ensure it is approved and published by launching the [SBS-Finance approval workflow](#)

Domain:

Responsibility area:

Table of contents

- Tasks to be completed when documenting an operation (from creation to publication)
 - 1. Enter the Title of the operation / page
 - 2. Add the following Labels:
 - Scope of applicability: ww, country_accounting
 - Country or group of countries (if applicable): belux, china, france, italy, lam, nam,uk_ie, bulgaria, dach, netherlands, iberia, poland, latvia, australia, india, japan, south_korea, thailand, singapore, new_zealand, emea_transversal, apac_transversal
 - Unit and Domain according to the [List of labels to be used in the Finance Service Line space](#)
 - 3. Fill in all fields as described above
 - 4. Name the title of each section using OPD methodology naming convention - Infinitive verb without the "to", mainly action verb...something) -" I do something..."
 - 5. Once the description of the operation is completed, ensure it is approved and published by launching the SBS-Finance approval workflow
-
- Table of contents
 - 1. Objective and Scope
 - 1.1. Objective of this Operation
 - 1.2. Scope
 - 2. Definitions
 - 3. Tasks description
 - 3.1. Responsibilities
 - 3.2. Periodicity
 - 3.3.1. I run the SAP transaction KE30
 - 3.3.2. I run the SAP transaction GR55 / ZEF4
 - 3.4 I submit the Encuesta in INE website

Scope



? Unknown Attachment

ERP



? Unknown Attachment

Frequency



? Unknown Attachment

? Unknown Attachment

References

Forms

Attachments

<< ES - Encuesta Índice de Cifra de Negocios - INE >>

1. Objective and Scope

1.1. Objective of this Operation

The purpose of this document is help you to fill a report for a public entity of statistics "INE":

The goal of this report is produce a set of indicators in a short period to show the evolution of:

- Sales by destination;
- Stocks;

1.2. Scope

This procedure applies to the following Spanish company in PF1:

- 0245: SOLVAY QUIMICA S.A.

2. Definitions

See [Finance Glossary](#):

- [CAM](#)
- [INE](#)
- [PF1](#)

3. *Tasks description*

This Procedure consists in 2 parts basically. The first is get the information from SAP and with help of the excel file collect all important information to in the second part report in [INE Website](#)

3.1. *Responsibilities*

- Accounting Platform – Prepare all information and submit the declaration.

3.2. *Periodicity*

This report must be delivery every month until D+4

Example from previous periods in the [Link](#) download the last excel done.

3.3. *I extract the SAP information for IRIA*

3.3.1. *I run the SAP transaction KE30*

Select report ZZZ-SOLVFC

Run Profitability Report: Initial Screen

Report	Description
Report	
21KCESSIONS	Check tft prices
21KCHEOPS	Cheops control
21KCHEOPS2	Qty in sales unit /profit center
21KFOCUS1	Chemical sector -Complete Cc
21KFRSALES01	Chemical sector - Cost-to-serv
21KHAND	Costs by cost element
21KLOG1	Freight actual/budget
21KLOG2	Fixed tpt costs (profit center)
21KPC	Control cost estimate+avg mc
21KSD	Technical control (SD/LIS)
21KVAR	Variances
22KSOLVIN1	Solvin Profitability
22KSOLVIN2	Solvin Profitability restricted
22KLINE	Actual line Items
22KPLANA	Budget data
22Z-SOLV00	IFRS Periods/Year
22Z-SOLV00-C	IFRS Periods/Year
22Z-SOLV01	IFRS Operation Type
22Z-SOLV03	COGS Analysis
22Z-SOLV04	IFRS Month / Year
22Z-SOLVFC	L2015 - Income Statement
22Z-SOLVFC-C	L2015 - Income Statement
22Z-SOLVFCMT	L2015 - Income Statement / N

The outcome of this step should be as follows:

Attributes

Report selections

Currency type	10	Company code currency	to	
Company	0245			
Fiscal Year	2021		2021	
Period From	011			
Period To	011			
Plant			to	
Customer			to	
Product				
Division				
Distr. Channel				
Trading partner				
GBU				
Profit center			to	
BU (group of activ)				
Country			to	
Activity1(mkt)				

Output type

Graphical report output
 Classic drilldown report
 Object list (more than one lead column)

Select company code, fiscal year and the closing period and run:

In navigation panel add, country and select drilldown list , after that select column R10000 Net Sales, go to EDIT/ Column/ On/Off

Income Statement": Drilldown List

ACTUAL2 - Legal consolidation

Company Code Navigation values

CO Area CHEF ERP SOLVAY

Navigation

Activity1 (mkt) GBU
BU (group of activ)
Customer

Company Code 0245 SOLVAY QUIMIC

	R10000 Net Sales		R10600 Royalties rec	
Country Displayed in	F00 1 EUR	F99 CLOSING 1 EUR	F00 1 EUR	F99 CLOSING 1 EUR
AE UTD.ARAB EMIR.	90.464,12	17.415,10	0,00	0,00
AR ARGENTINA	5.949.299,32	0,00	0,00	0,00
AT AUSTRIA	69.119,53	0,00	0,00	0,00

Select only R10000 Net Sales

Columns On/Off

Switch Column On/Off

- R10000 Net Sales
- R10600 Royalties rec
- ST Net sales (publis
- R11200 Other rev on
- R11400 OthSpecial pe
- R11500 Other rev on
- STOT-R110 Other reve
- ST-R111 Net sales &
- R12600 Royalties pai

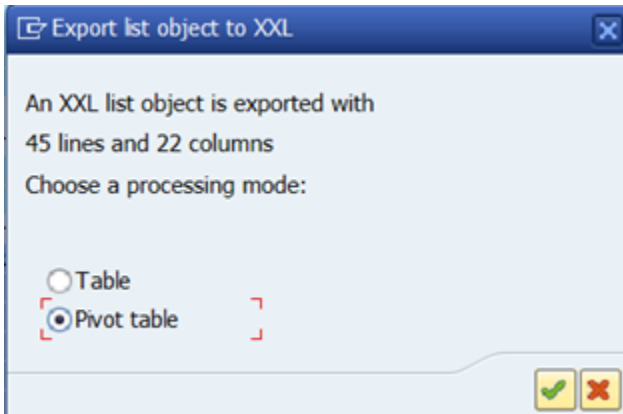
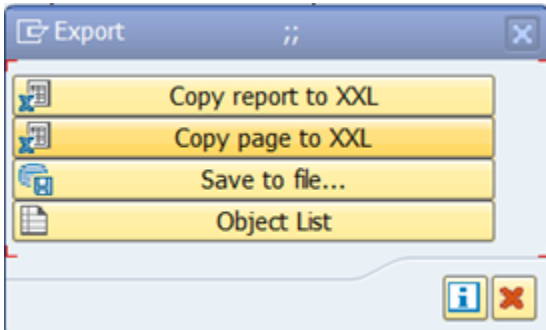
Go to Report/ Export... choose Copy page to XXL

Report Edit Goto Navigate Extras Settings System Help

Other report
 Create
 Change
 Display
 Save definition Ctrl+S
 Save data
 Delete Data
 Print... Ctrl+P
 Print setup
 Export... Ctrl+Shift+F12
 Send... Ctrl+F6
 Exit Shift+F3

Report "Cheops control": Drilldown Li

	QTV 1 *	NETV 1 EUR
AE UTD. ARAB EMIR.	0,000	0,00
AO ANGOLA	500.000,000	85.135,00
AR ARGENTINA	69.000,000	20.629,58
AU AUSTRALIA	49.000,000	16.342,73
BE BELGIUM	173.949,000	47.448,40
BR BRAZIL	5.698.500,000	1.047.388,97
CH SWITZERLAND	50.400,000	15.742,94
CL CHILE	2.564.280,000	905.890,70
CM CAMEROON	24.500,000	8.172,71
CN CHINA	1.750.000,000	403.518,64
CO COLOMBIA	128.000,000	49.643,36
CZ CZECH REPUBLIC	47.500,000	14.847,08
DE GERMANY	432.402,000	136.250,25
DK DENMARK	23.750,000	7.158,49
DZ ALGERIA	0,000	0,00
EC ECUADOR	462.000,000	137.481,98
ES SPAIN	36.555.137,594	4.839.394,45
FR FRANCE	5.232.016,000	1.626.379,87
GB UNITED KINGDOM	1,000	0,00
GT GUATEMALA	24.500,000	8.883,29
IE IRELAND	20.000,000	10.346,20
IL ISRAEL	0,000	0,00



After extraction done, hide column D and select columns C and E

Country Code	Country Name	Net Sales (EUR)
AE	U.TD.ARAB EMIR.	17 415,10
AR	ARGENTINA	0,00
AU	AUSTRALIA	8 707,55
BE	BELGIUM	-148 490,40
BO	BOLIVIA	0,00
BR	BRAZIL	2 741 263,00
CA	CANADA	0,00
CH	SWITZERLAND	13 851,49
CL	CHILE	362 334,48
CN	CHINA	440 016,21
CO	COLOMBIA	7 770,00
CR	COSTA RICA	0,00
CY	CYPRUS	0,00
CZ	CZECH REPUBLIC	21 886,81

Copy selected information to excel file tab **datos ventas**

Código Co	País	NETV 1EUR	ES	Código ES
AR	AR ARGENTINA	41733,30		DE
AT	AT AUSTRIA	8 010,60		AT
BE	BE BELGIUM	20 910,16		BE
BR	BR BRAZIL	5 175 908,70		CY
CH	CH SWITZERLAND	30 867,83		SK
CL	CL CHILE	576 780,98		SI
CN	CN CHINA	176 575,46		EE
CO	CO COLOMBIA	206,58		FI
CR	CR COSTA RICA	12 623,38		FR
CZ	CZ CZECH REPUBLIC	3 367,27		GR
DE	DE GERMANY	128 882,07		IR
DK	DK DENMARK	8 554,75		IT
DZ	DZ ALGERIA	720 875,58		LV
EC	EC ECUADOR	0,00		LT
ES	ES SPAIN	5 126 263,92		LU
FI	FI FINLAND	84 789,12		MT
FR	FR FRANCE	1 684 769,08		NL
GB	GB UNITED KINGDOM	0,00		PT
GT	GT GUATEMALA	8 373,63		
IE	IE IRELAND	136 838,77		NDEUR
IT	IT ITALY	48 296,09		BO
MA	MA MOROCCO	228 412,03		HR
NG	NG NIGERIA	1 359 634,39		C2
NL	NL NETHERLANDS	44 596,54		GB
NO	NO NORWAY	0,00		HU
PA	PA PANAMA	12 411,70		PL
PE	PE PERU	68 990,29		RO
PL	PL POLAND	33 709,26		SE
PT	PT PORTUGAL	180 704,03		
RE	RE REUNION	7 552,80		
SE	SE SWEDEN	21 197,28		
SI	SI SLOVENIA	13 701,96		
SK	SK SLOVAKIA	15 839,48		
TH	TH THAILAND	1 015 827,84		
TN	TN TUNISIA	0,00		
TT	TT TRINIDAD, TOBAGO	12 059,20		
US	US USA	5 104,80		
VN	VN VIETNAM	0,00		
ZA	ZA SOUTH AFRICA	1 722 168,30		
No	Not assigned	0,00		
		18 720 609		
	es	5 126 262		
	eur	2 230 185		
	noeur	58 274		
	resto	11 305 968		

3.3.2. I run the SAP transaction GR55 / ZEF4

Select company code, the closing period and run:

Group balance sheet - 2 periods: Selection

Data Source...

Selection values

First period	11
Fiscal year for first period	2021
Second period	11
Fiscal year for second period	2021

Selection groups

Company code	
Or value(s)	0245

The outcome of this step should be as follows:

ORU ZEF4 ZESFBL05	Group balance sheet - any 2 periods	Date of selection 06.12.2021 18:18:13	Page 1 of 4
Company Code/Group	0245 - 0245 SOLVAY QUIMICA (ES)	Chart of Accounts COCA - Solvay chart	User PT63043174

First period	11	2021	Second period	11	2021	020 ERP SOLVAY Production	
Lead column	11 / 2021		11 / 2021		Variance		
A130000000 R&D expenses-acq val	711.325,66		711.325,66				
A131000000 R&D expenses-amort	405.333,66-		405.333,66-				
** INVESTIGACIÓN Y DESARROLLO	305.992,00		305.992,00				
A100000000 Conces,patents,lic,software,...-acq val	746.157,26		746.157,26				
A100003400 Mining concessions-ex Mitosa	8.999.084,08		8.999.084,08				
A101000000 Conces,patents,lic,software,...-amort	511.138,48-		511.138,48-				
A101003400 Mining concessions revaluation-deprec	3.384.368,60-		3.384.368,60-				
** CONCESIONES	5.849.734,26		5.849.734,26				
A160003400 Other intangible assets CO2-acq val							
** OTRAS INMOVILIZACIONES INTANGIBLES							

Go to System/ List/ Save/ local file

The screenshot shows the SAP GUI interface. The 'System' menu is open, and the 'Save' option is highlighted. A sub-menu is displayed, showing 'Local File' as the selected option. The background window shows the same 'Group balance sheet - any 2 periods' report as in the previous image, but with different selection values (First period: 4, 2021).

Copy the information to excel tab GR55 ZEF4 extract in column b cell 2:



Inicio Contacto Mapa web

Castellano ▾

Portal para la cumplimentación de Encuestas por Internet

Cumplimentar encuestas

Acceda a cumplimentar su cuestionario

Acceso

Desde la situación económica y operativa en la que nos encontramos, como consecuencia de las dificultades por...

In box *Acceda a cumplimentar su encuesta*, fill with the information provided from e-mail received:

The outcome of this step should be as follows:

Do not change the data. Proceed in next page with the encuesta:

Periodo de referencia de los datos: Mayo 2020

Valor de la cifra de negocios.

En euros sin decimales, sin incluir el IVA ni otros impuestos que gravan la operación.

NOTA IMPORTANTE

Valor de la cifra de negocios **

15865447

** Desglose de la cifra de negocios por destino de las ventas:

	Mercado interior		Mercado exterior		Resto del mundo
		Zona Euro	Unión Europea	Zona NO Euro	
Valor de la cifra de negocios	5076385	2053107		926526	7809429

Valor de las existencias al final del mes.

Valor de las existencias al final del mes a coste de producción o, si son adquiridas a terceros, a precios de compra sin IVA (en euros sin decimales)

Valor de las existencias al final de mes

	Valor	
Materias primas, otros aprovisionamientos y mercaderías	15.512.256	€ Incluye los subgrupos 31,32 y 30 del Plan General de Contabilidad
Productos	3645702	€ Incluye los subgrupos 33 (productos en curso), 34 (productos semiterminados), 35 (productos terminados) y 36 (subproductos, residuo)

Observaciones a los datos

Fill out it with the information from excel file:

	A	B	C
1		Ventas	
2	es	5076385	
3	eur	2053107	
4	noeur	926526	
5	resto	7809429	
6		15865447	
7			
8			
9		Stock MP + aprovisionamientos + mercaderías	
10	Materias Primas y otros ap.	30.513.181	
11	Comerciales	188.454	
12	Ajuste CO2 B100010200	15.189.379	
13		15512256	
14			
15		Stock productos + en curso	
16	Productos terminados	3.626.134	
17	Productos en curso	19.568	
18	Subproductos	0	
19		3645702	
20			

If the following error appears, please fill out the box with the text below:

Periodo de referencia de los datos: Mayo 2020

Aviso: Si no puede subsanar los errores de tipo II es obligatorio rellenar el campo observaciones.

Errores en la cumplimentación del cuestionario.

Detalle de los errores según tipo

Errores de Tipo II

- El valor de las existencias al final del mes introducido en *Materias primas, otros aprovisionamientos y mercaderías* refleja una variación inesperada respecto a meses anteriores. Por favor, compruebe si el valor es correcto y, si es así, para continuar confírmelo en el recuadro de Observaciones de esta misma pantalla. Modificar datos
- El valor de las existencias al final del mes introducido en *Productos* refleja una variación inesperada respecto a meses anteriores. Por favor, compruebe si el valor es correcto y, si es así, para continuar confírmelo en el recuadro de Observaciones de esta misma pantalla. Modificar datos

Para volver a la pregunta correspondiente del cuestionario, pinche en el botón Modificar datos.

Observaciones



Valor de existencias de materias primas, otros aprovisionamientos y mercaderías verificado y correcto. Valor de existencias de productos verificado y correcto.

- *Valor de la cifra de negocios* y desglose por mercados verificado y correcto. Valor de existencias de materias primas, otros aprovisionamientos y mercaderías verificado y correcto. Valor de existencias de productos verificado y correcto.

Save the receipt [here](#)





Go back to the beginning to print the report and the receipt and save in Google drive.

Cuestionarios cumplimentados

Periodo	Cuestionario	Estado	Fecha de envío	Documentos
Noviembre 2021	Índices de Cifra de Negocios	Finalizado	06/12/2021	 

Workflow history

This view shows the 5 most recent entries. The complete workflow log is available from the 'Document Activity' menu item.

Mar 04, 2022	Actor	Type	Activity	Version
Published	Ana Paula Correia and Mendes, Carla	Edit	multiple updates from  Ana Paula Correia and Mendes, Carla	
	 Ana Paula Correia	State	changed state to Published at 4:17 pm	v4
Draft	 Ana Paula Correia	State	gave <i>Approvers</i> approval at 4:17 pm	
Dec 15, 2021	Mendes, Carla	Edit	updated the page at 3:06 pm	
Dec 06, 2021	Mendes, Carla	Edit	created the page at 7:13 pm	
		State	assigned approval <i>Approvers</i> to  Ana Paula Correia at 6:13 pm	

