

IMEP - Integrated Manufacturing & Energy Performance

IMEP - Integrated Manufacturing & Energy Performance

[[Overall presentation of IMEP](#)] [[Related contents](#)] [[List of existing workbooks](#)]

Overall presentation of IMEP

If you don't see the presentation, press the button "Authorize with Google Drive"



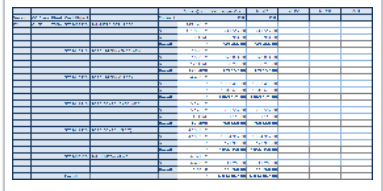
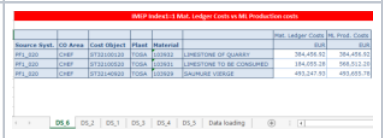
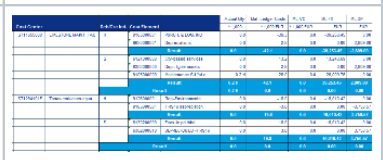
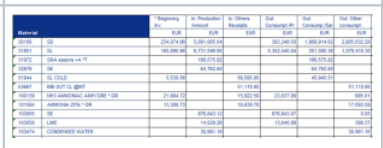
Related contents

- [IMEP - Characteristics](#) — List of Characteristics & Measures available in the BW application iMEP with the link to more detailed documentation when it exists.
- [IMEP - Index 1](#) — In the application iMEP, the characteristic Index 1 is a key element to understand to set-up an accurate report to follow production quantities and costs.
- [IMEP - PF1 Manuf. Local database](#) — This workbook gives a transversal and consolidated view of manufacturing costs (from sites to GBU level) for all plants managed in PF1.
- [IMEP - WP1 Manuf. Local database](#) — This workbook gives a transversal and consolidated view of manufacturing costs (from sites to GBU level) for all plants managed in WP1.
- [IMEP - PF1 Check of data consistency](#) — The aim of this workbook is to validate the quality of the data reported in imep for the sites in PF1.
- [IMEP - PF1 ML synthesis](#) — This report answers a specific need of GBUs operating in PF1 who wants to better understand the impact of the stock effects in their P&L. It can be used as the report Z1K_CONS_ESTO in PF1 but for a wider scope.

List of existing workbooks

the most used workbooks are identified by the symbol 👍

Workbooks	Name	Description	Documentation	View (click to enlarge)
-----------	------	-------------	---------------	-------------------------

👍	BW_WBK_CO_0019	IMEP - WP1 Manuf. Local database (Core Workbook)	It gives a transversal and consolidated view of manufacturing costs (from sites to GBU level) for all plants managed in WP1 .	IMEP - WP1 Manuf. Local database	
👍	BW_WBK_CO_0021	IMEP - PF1 Manuf. Local database (Core Workbook)	It gives a transversal and consolidated view of manufacturing costs (from sites to GBU level) for all plants managed in PF1 .	IMEP - PF1 Manuf. Local database	
	BW_WBK_CO_0023	IMEP - PF1 Uploaded budget data check (Core Workbook)	This report used to control the budget that was uploaded using the transaction ZIMEP_FILE		
	BW_WBK_CO_0024	IMEP - PF1 Check of data consistency (Core Workbook)	The workbook is used to validate the quality of the data reported in imep for the sites in PF1.	IMEP - PF1 Check of data consistency	
	BW_WBK_CO_0025	IMEP - PF1 Prod. Cost center Actual postings (Core Workbook)	It is cost center report that can be used to detail the Index 1 = 9 . It is mainly used to provide the detailed utilities costs that are posted in dedicated cost centers with dedicated Statistical Key figure.		
	BW_WBK_CO_0026	IMEP - PF1 ML synthesis (Core Workbook)	This report answers a specific need of GBUs operating in PF1 who wants to better understand the impact of the stock effects in their P&L. It can be used as the report Z1K_CONS_ESTO in PF1 but for a wider scope.	IMEP - PF1 ML synthesis	
	BW_WBK_CO_0029	IMEP - PF1 Prod. Costs by Cost Objects (Core Workbook)	This workbook is the same as the workbook BW_WBK_CO_0021 IMEP - PF1 Manuf. Local database (Core Workbook) with a different lay-out.		