

# WPE(Socrates) system

## Reference Article for WPE or Socrates system

- Basically WPE is also called as Socrates Production system. It has pre production environment WVE , Quality environment WQE , We only get requests related to WPE as below:

1. User Creation(with or without reference user)
2. User Modification or Transaction Code access
3. Unlock/Password Reset/ Validity Extension.
4. Missing Access

### **1. User Creation(Without Reference user)**

Below is the link of Reference Catalogue for WPE user creation.

(We can find every user creation roles inside this WPE Catalogue)

- **Reference ticket for User creation request**

SAP WPE - EHSM : Describe the activities you'll need to perform in the system : Hello can you please create a shopfloor + access in WPE & WVE for this user on : LA ROCHELLE / Special Chem  
Thanks,  
BR,

- **WPE user creation depends on only three roles**

1. First one is the Default Role which can be assigned to every single user requesting WPE user creation access

ZS\_GRC\_BCS\_M001\_EHSM

2. Second one is the role which is related to the job function of Users , we have a total of 10 different roles related to the job function, we can assign any of these role which matches the job function of user.

Role Job Function
ZS_JOB_FUNCTION_CORPHYGIENIST
ZS_JOB_FUNCTION_CHSCTREP
ZS_JOB_FUNCTION_GBUHYGIENIST
ZS_JOB_FUNCTION_OCCPHYSICIAN
ZS_JOB_FUNCTION_SAMPLINGTECH
ZS_JOB_FUNCTION_SHOPFLOOR
ZS_JOB_FUNCTION_SHOPFLOORPLUS
ZS_JOB_FUNCTION_SITEHYGIENIST
ZS_JOB_FUNCTION_UNITMANAGER
ZS_JOB_FUNCTION_ZONEHYGIENIST

3. Third roles is the role which we found by filtering the Job function , GBU for which user requested in Ticket and the site which user requested.

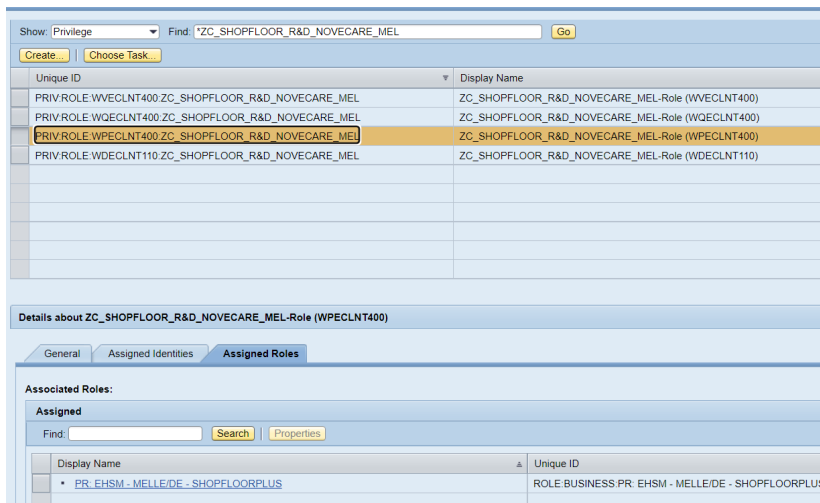
This role we need to find in the Catalogue by considering all these 3 criteria which is requested by user.

Ex ; For Job function Occupational Physician GBU Aroma Site Melle , we will find below role from the Catalogue

ZC\_OCC\_PHYSICIAN\_AROMA\_MEL

**IMPORTANT NOTE :**

- We can find the Business Role for WPE in IDM using the third privilege role which we get according to User Job Function , GBU and Site.



- Most of the cases we will get the Business Role which includes the default Privilege Role and the role which is only related to Job Function of user.
- If we didn't find any Business role either we can add all three roles as privileges or we can add a note to Makeen Hodge(makeen.hodge@solvay.com) to create a new Business Role once it is confirmed by Makeen we can add that particular BR.
- Providing access to Pre Production(WVE) and Quality environment(WQE) is same way as Production environment(WPE)

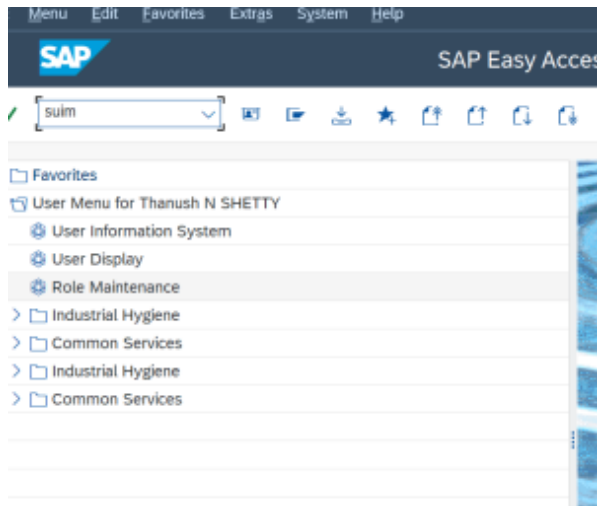
Ticket For reference : <https://solvay-smartit.onbmc.com/smartit/app/#/workorder/AGGCL87RJLOOXARG5HMORF6CBC9QSR>

- User creation(with reference user)

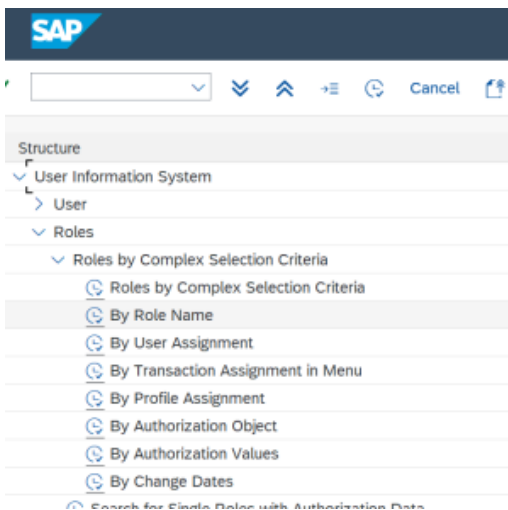
Suppose if they provided any reference user copy , we can copy the roles from reference user to user by verifying the Job function , GBU and Site of both user and reference user , if they match we can find BR assigned to Reference user in IDM , if there is no BR's assigned we can copy the privileges assigned to reference user.

## 2.a User Modification(Addition) or Transaction code access

- Suppose if user request for any transaction code access in WPE system , we can find the suitable role in SAP Logon by using transaction code SUIM



- Next step is to go to roles Roles by complex selection criteria Roles by complex selection criteria



- Select with valid assignment and then enter user ID and check whether user have access to the mentioned transaction code , if user do not have access , then remove user ID and execute, and then select the role which is suitable for user based on for what purpose user needs access to that particular transaction code , also we can find the roles based on user job function, GBU and existing roles.

### Selection according to user assignments

- All Roles Regardless of User Assignment
- Without User Assignment
- With Valid Assignment Of

User(s)

User ID

Display List of User/Role Assignments

Profile name

Authorization Object

### Selection according to authorization values

Always Convert Values

Input Values

Authorization Object 1

Object 1

S\_TCODE

TCD - Transaction Code

Value

T code

OR

AND

OR

**Note :** we can also find is there any BR available for the role which we got from transaction code

### 2b. Removal of access

- If there is any ticket for removal of access from WPE ,we need to add a note to Veerle Ravijts ( [veerle.ravijts@solway.com](mailto:veerle.ravijts@solway.com)) or SoonAik Wee([soonaik.wee@solway.com](mailto:soonaik.wee@solway.com)) to terminate the access in WPE or its Pre production or Quality environment.

### 3.Unlock/Password Reset/Validity Extension

a. How to unlock/reset Password the user in WPE system

If users raised a request to unlock/reactivate their user ID in WPE system , first we need to check their user ID in SAP LOGON using transaction SU01D under logon date , if it is locked , type SU01 to unlock the user ID , follow the same procedure for password reset using transaction code SU01.

User: MGELOPUJ  
 Changed By: SHETS513 | 29.03.2022 | 10:15:32 | Status  
 Documentation | Address | **Logon Data** | SNC | Defaults | Parameters  
 Alias:   
 User Type: Dialog  
 Security Policy:   
 User is locked:   
 Password: Password Status: Initial Password (Set by Administrator)  
 User Group for Authorization Check: User group:   
 Validity Period: Valid from: 15.01.2020

Change Password  
 Password: Password logon not possible (Production password expired)  
 New Password Rules (Case-Sensitive)  
 New Password:   
 Repeat Password:   
 Password Status: Production Password

b. If user requested to extend the validity date of any SAP system , First we need to verify whether it is really expired under Logon Data tab in SU01d transaction , if it is expired we can add a note to Veerle Ravijs([veerle.ravijs@solvay.com](mailto:veerle.ravijs@solvay.com)) or SoonAik Wee([soonaik.wee@solvay.com](mailto:soonaik.wee@solvay.com)) to extend the validity date. In this way we can extend the validity date of any SAP system

User: FR32160  
 Changed By: RFC\_IDM8 | 24.03.2022 | 18:00  
 Documentation | Address | **Logon Data** | SNC  
 Password: Password logon not possible (Production password expire)  
 Password Status: Production Password  
 User Group for Authorization Check: User group: ZFR:TA | Tavaux  
 Validity Period: Valid from: 01.01.1900 | Valid To: 31.12.9999

#### 4. Missing Access

If user raised any ticket for missing access in WPE system , we can either find the missing role by using the transaction code user need access or if user misses access for any plant we can find the role using the WPE Catalogue which suits his job function and GBU and for the plant for which he miss the access.

## Related articles

- [Access creation in Miro](#)
- [How to provide access in confluence](#)
- [SNC UPDATE](#)
- [SAP MDG system](#)
- [SAP Application XMII\\_User\\_Creation-Modification](#)