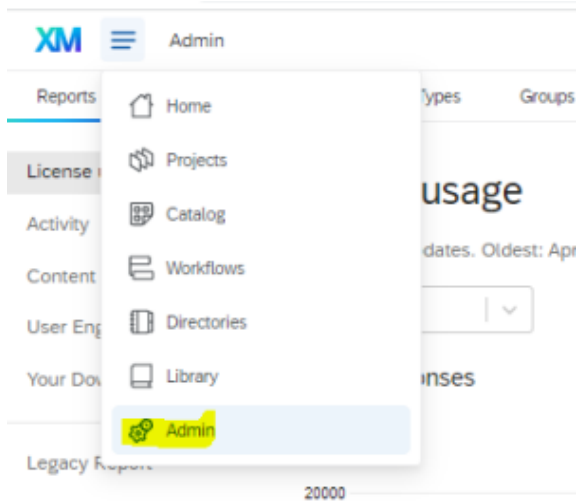


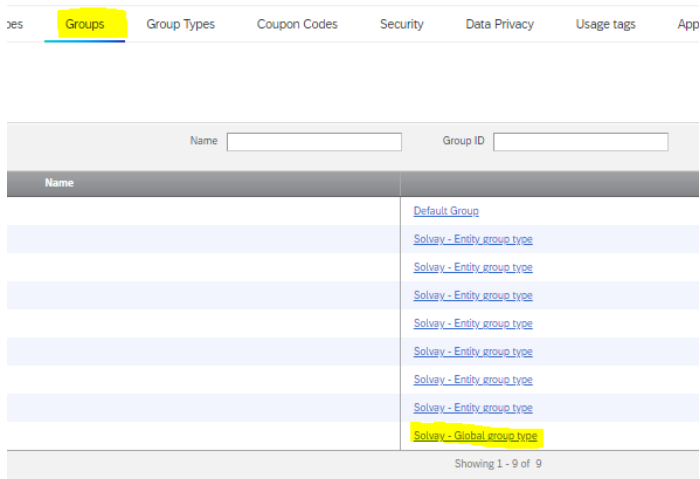
How to translate submit button in Qualtrics

To translate submit button in Qualtrics please follow the below procedures :

- Login to Qualtrics and go to the admin tab



- Then Go to "Groups" tab and click on "[Solvay - Global group type](#)"



- Check if "Manage library Messages" option is enabled, If not we need enable it

Allowed Outgoing Emails **Unlimited** [Override](#)

Library Permissions	Enabled	Disabled
Use Library Surveys	<input checked="" type="checkbox"/>	<input type="checkbox"/>
Use Library Blocks	<input checked="" type="checkbox"/>	<input type="checkbox"/>
Use Library Questions	<input checked="" type="checkbox"/>	<input type="checkbox"/>
Use Library Messages	<input checked="" type="checkbox"/>	<input type="checkbox"/>
Use Library Graphics	<input checked="" type="checkbox"/>	<input type="checkbox"/>
Use Color Groups	<input checked="" type="checkbox"/>	<input type="checkbox"/>
Use Library Files	<input checked="" type="checkbox"/>	<input type="checkbox"/>
Use Mailing Lists	<input checked="" type="checkbox"/>	<input type="checkbox"/>
Use Panel Samples	<input checked="" type="checkbox"/>	<input type="checkbox"/>
Use Library Saved Logic	<input checked="" type="checkbox"/>	<input type="checkbox"/>
Manage Library Surveys	<input type="checkbox"/>	<input checked="" type="checkbox"/>
Manage Library Blocks	<input type="checkbox"/>	<input checked="" type="checkbox"/>
Manage Library Questions	<input type="checkbox"/>	<input checked="" type="checkbox"/>
Manage Library Messages	<input checked="" type="checkbox"/>	<input type="checkbox"/>
Manage Library Graphics	<input type="checkbox"/>	<input checked="" type="checkbox"/>
Manage Library Files	<input type="checkbox"/>	<input checked="" type="checkbox"/>
Manage Mailing Lists	<input type="checkbox"/>	<input checked="" type="checkbox"/>
Manage Panel Samples	<input type="checkbox"/>	<input checked="" type="checkbox"/>
Manage Color Groups	<input checked="" type="checkbox"/>	<input type="checkbox"/>
Use as Reference Library	<input checked="" type="checkbox"/>	<input type="checkbox"/>

Allowed Graphics Storage (MB) **Unlimited** [Override](#)

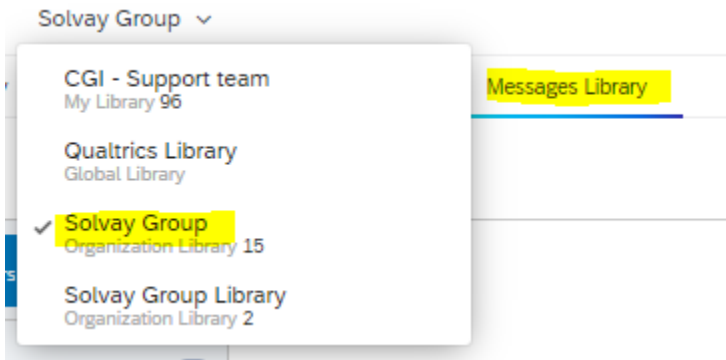
Question Types	Enabled	Disabled
Glacier Mountains	<input checked="" type="checkbox"/>	<input type="checkbox"/>
Mountain Valleys	<input checked="" type="checkbox"/>	<input type="checkbox"/>
Scholar	<input checked="" type="checkbox"/>	<input type="checkbox"/>
Cherry Tree	<input checked="" type="checkbox"/>	<input type="checkbox"/>
Forest Glade	<input checked="" type="checkbox"/>	<input type="checkbox"/>
Cup of Coffee	<input checked="" type="checkbox"/>	<input type="checkbox"/>
Staircase	<input checked="" type="checkbox"/>	<input type="checkbox"/>
Qualtrics 2014	<input checked="" type="checkbox"/>	<input type="checkbox"/>
Minimal 3D - Gold	<input checked="" type="checkbox"/>	<input type="checkbox"/>
Minimal 2014	<input checked="" type="checkbox"/>	<input type="checkbox"/>
Qualtrics 3D - 2014	<input checked="" type="checkbox"/>	<input type="checkbox"/>
Minimal - Blue	<input checked="" type="checkbox"/>	<input type="checkbox"/>
Dark Gradient	<input checked="" type="checkbox"/>	<input type="checkbox"/>
Boxed Questions	<input checked="" type="checkbox"/>	<input type="checkbox"/>
Full Color Background - Dark	<input checked="" type="checkbox"/>	<input type="checkbox"/>
Blank (For Styling)	<input checked="" type="checkbox"/>	<input type="checkbox"/>
Plain Jane 2014	<input checked="" type="checkbox"/>	<input type="checkbox"/>

- Then got to library tab

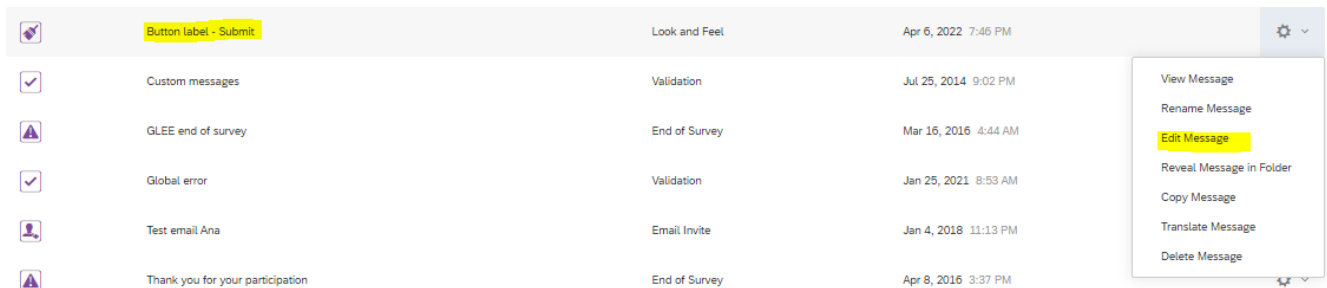
Admin

- Home
- Projects
- Catalog
- Workflows
- Directories
- Library**
- Admin

- Click on "Messages library" option and select " Solvay Group" from the drop down as shown below



- From the option " Button label - Submit " click on "Edit Messages"



- Then click on " Translate Message " and translate the submit button text to the required languages.

