

CL - Procedure Royalties

Tasks to be completed when documenting an operation (from creation to publication)

1. Enter the **Title of the operation / page**

2. Add the following Labels:

- Scope of applicability: ww, country_accounting
- Country or group of countries (if applicable): belux, china, france, italy, lam, nam,uk_ie, bulgaria, dach, netherlands, iberia, poland, latvia, australia, india, japan, south_korea, thailand, singapore, new_zealand, emea_transversal, apac_transversal
- Unit and Domain according to the [List of labels to be used in the Finance Service Line space](#)
 - E.g. 1: WW Operation in Financial Accounting under domain "Central Finance Processes & Compliance":
 - Labels to be used: **ww, financial_accounting, central_fin_proc_compliance**
 - E.g. 2: France Operation in Financial Accounting:
 - Labels to be used: **country_accounting, france, financial_accounting**
(for country operations, the Domain is always country_accounting)

3. Fill in all fields as described above

4. Name the title of each section using OPD methodology naming convention - **Infinitive verb without the "to", mainly action verb...something) -" I do something..."**

5. Once the description of the operation is completed, ensure it is approved and published by launching the [SBS-Finance approval workflow](#)

Domain:

Responsibility area:

Table of contents

- Tasks to be completed when documenting an operation (from creation to publication)
- 1. Enter the Title of the operation / page
- 2. Add the following Labels:
 - Scope of applicability: ww, country_accounting
 - Country or group of countries (if applicable): belux, china, france, italy, lam, nam,uk_ie, bulgaria, dach, netherlands, iberia, poland, latvia, australia, india, japan, south_korea, thailand, singapore, new_zealand, emea_transversal, apac_transversal
 - Unit and Domain according to the [List of labels to be used in the Finance Service Line space](#)
- 3. Fill in all fields as described above
- 4. Name the title of each section using OPD methodology naming convention - Infinitive verb without the "to", mainly action verb...something) -" I do something..."
- 5. Once the description of the operation is completed, ensure it is approved and published by launching the SBS-Finance approval workflow
- Table of contents
- . Objective and Scope
 - 1.1. Objective of this Operation
 - 1.2. Scope
- 2. Definitions
- 3. Royalties Procedure
- 3.1. I Retrieve the data
 - 3.1.2. Retrieve the data in Excel format
 - 3.1.3. I align the new information with the information from the previous file
- 3.2. Performing consideration

Scope



WW



Unknown Attachment

ERP



WP1

Frequency



Month



Unknown Attachment



Unknown Attachment

References

Forms

Attachments

<< CL - Procedure Royalties >>

. Objective and Scope

1.1. Objective of this Operation

This procedure show how to generate the report to calculate the value of Royalties on the sales of some materials.

1.2. Scope

2. Definitions

See [Finance Glossary](#):

- WP1



3. Royalties Procedure

3.1. I Retrieve the data

3.1.1. Retrieve the email sent by customer service team.

The royalty calculation is always created and done in D-1, we must wait for the email from the customer service team informing that the sales are closed.

Cierre Facturación Exportaciones Chile// Febrero 2022 Σ Recibidos x

 **Florechaes, Jessica** 14:34 (hace 18 minutos) 

para Sol, Pilar, Mi, Joan, mí, Matias ▾

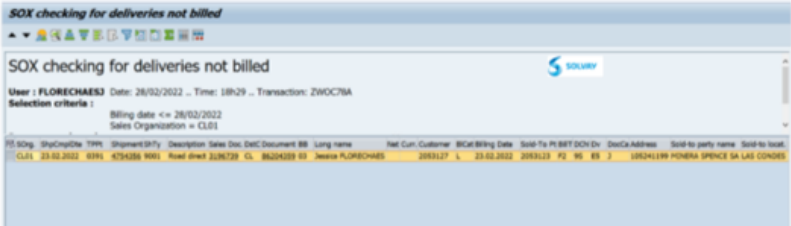
Estimados

Informo que facturación de exportaciones se encuentra cerrado, últimos correlativos son:

Folio Signature
Factura: 998
Nota Crédito: None
Nota Débito: None

Folio IOFacturo
Factura: None
Nota Crédito: None
Nota Débito: None

*** Reporte de Facturación: ***
No existen Pendientes de facturación para Exportaciones



The screenshot shows a report titled "SOX checking for deliveries not billed" with the following details:

- User: FLORECHAES3
- Date: 26/02/2022
- Time: 18:29
- Transaction: ZWOC76A
- Selection criteria: Billing date <= 26/02/2022, Sales Organization = CL01

IS Doc	ShipDate	TRF	Shipment Df Ty	Description	Sales Doc	Doc Document	BB	Lang	name	Net Cur	Customer	BCal Billing Date	Sold To	PL BRT	DOX	Ev	DocAddress	Sold to party name	Sold to Isort
CL01	23.02.2022	6391	4754386	9981	Real direct	2126729	CL	86294209	03	Jessica FLORECHAES	2893127	L	23.02.2022	2893123	P2	95	ES	J	105241199 FONERA SPINCE SA LAS CONDOS

3.1.2. Retrieve the data in Excel format

Enter in transaction **KE30** and access **ZZZ-SOLVFC L2015 - Income Statement**

Report	Description
Report	
2025-IFRS	
222-ACETOW	Acetow L2015 IncomeStament with c
222-IFRS00	IFRS Periods Select
222-IFRS01	IFRS Operation type
222-IFRS02	IFRS Others variances
222-IFRS03	IFRS Income/year
222-IFRS04	IFRS Periods/year
222-IFRS05	Do not use anymore
222-IFRS06	IFRS Resume
222-IFRS07	P&L Production variance New
222-SOLAUD	L2015 - Audit
222-SOLV00	IFRS Periods/Year
222-SOLV01	By Operation Type
222-SOLV04	Month / Year
222-SOLVFC	L2015 - Income Statement
222-SOLVFCMT	L2015 - Income Statement / Month

Inform only the **month** that going to be used to perform the calculation:

Selection: L2015 - Income Statement

Report selections

Currency type	10	
Fiscal Year	2022	2022
Period /\$MONTH1	Q2	
Period /\$MONTH2	Q2	
Company Code	7725	CYTEC PERU S.A.
Plant		to
Enterprise		to
icra		to
MAGNITUDE Market		

Output type

Graphical report output
 Classic drilldown report
 Object list (more than one lead column)

Select the line of sales F9

L2015 - Income Statement

Category: ACTUAL2 - Legal consolidation
 Currency Type : 10 - Comp. code currency
 Company Code : 7725
 Fiscal Year : 2022
 Period (From - To) : 2 - 2

Company Code 7725 CYTEC CHILE LTDA

Navigation
 MAGNITUDE Market ▲
 Enterprise -
 IECRA -
 Profit Center Carat ▼

Lead column	F00	F99 CLOSING
R10000 Net Sales	33208.176.666	2.918.407.819
R10600 Royalties received acc. to sales	0	0
ST Net sales (published)	33208.176.666	2.918.407.819
R11200 Other rev on activit. - IAC	0	0
R11400 Other rev on activit. - Research	0	0
R11500 Other rev on activit. - Mgt Fees	0	0
STOT-R110 Other revenues on activities	0	0
=====	=====	=====
ST-R111 Net sales & oth rev. fr Business	33208.176.666	2.918.407.819
=====	=====	=====
R12600 Royalties paid according to sales	369.474.053	0
R12910 Logistics costs - Variable	604.481.575	64.037.007
R12900 Other variable expenses on sales	0	0
STOT-R120 Variable selling expenses	973.955.628	64.037.007
R15400 Proportional costs of sales - Std	26195.901.572	1.853.195.116

Use the layout saved as /ROYALTIES

Display Actual Line Items: List

Company Code 7725

Fiscal Year 2022

Current Period 002.2022

Plan/Act. Indicator 0

Record Type AZ

Period/year 002.2022 002.2022

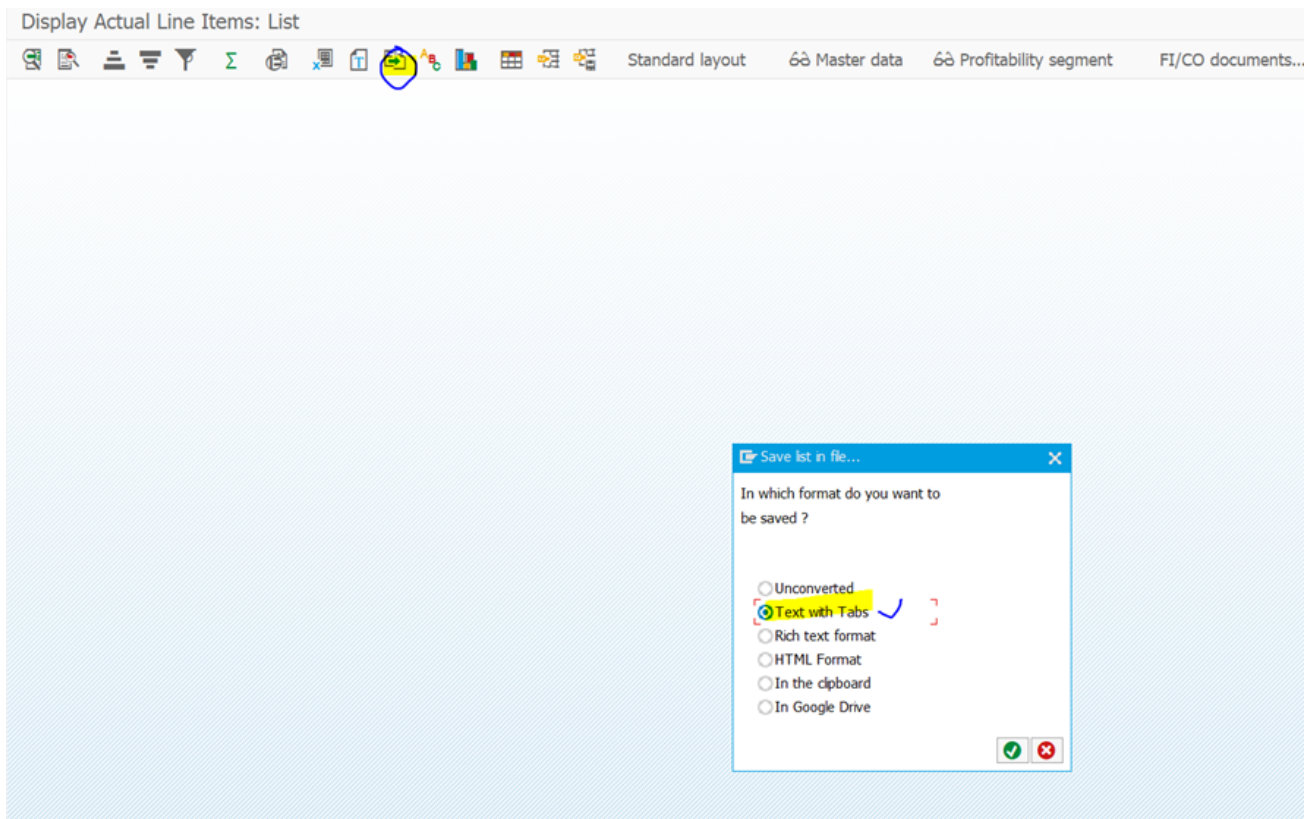
Number of line items 450

Mode of access Read acc. to current structure

Ref. disc. number	Ref. item	Created by	CoCd	Sender cost ctr	Cost Element	Curr.	Product	Plant	B00 Net Sales	B10 Net Sales Clair.	B20 Add N. Sales Int	C00 Rebates	Orig P.
3001820164	000001	BATCHFCC	7725		98151971	CLP	138864	8791	0	0	0	0	0
3001820164	000002	BATCHFCC	7725		98151971	CLP	139212	8791	0	0	0	0	0
3001820164	000016	BATCHFCC	7725		98351010	CLP	143523	8889	0	0	0	0	0
3001820164	000018	BATCHFCC	7725		98351010	CLP	143523	8889	0	0	0	0	0
3001820164	000019	BATCHFCC	7725		98351010	CLP	143535	8889	0	0	0	0	0
3001820164	000035	BATCHFCC	7725		98351010	CLP	143696	8889	0	0	0	0	0
3001820164	000045	BATCHFCC	7725		98351010	CLP	143793	8889	0	0	0	0	0
3001820164	000047	BATCHFCC	7725		98351010	CLP	143794	8889	0	0	0	0	0
3001820186	000024	BATCHFCC	7725		98151971	CLP	144145	8507	0	0	0	0	0
3001820186	000027	BATCHFCC	7725		98351010	CLP	144148	8507	0	0	0	0	0
3001820187	000009	BATCHFCC	7725		98351010	CLP	144450	8507	0	0	0	0	0
3001820187	000012	BATCHFCC	7725		98151971	CLP	144464	8507	0	0	0	0	0

**If the layout is not available, these column need to be considerate

Export the data to Excel:



3.1.3. I align the new information with the information from the previous file

Use the archive of Royalties of previous month to give continuity on calculation. Paste the exported values in lines below of archive of previous month and after that align correctly conform the previous month.

	A	B	C	D	E	F	G	H	I	J	K	L	M	N	O	P
	Month	Year	Currency	Currency type	Record Type	Period/year	Document number	Item number	Created On	Reference document	Reference item	Created by	Company Code	Sender cost center	Cost Element	Curren
369	1	2022	CLP	10	F	001.2022	9096390		27/01/2022	105117981	000012	FLORECHAESJ	7725			CLP
370	1	2022	CLP	10	F	001.2022	9096644		28/01/2022	220030234	000010	WF-BATCH	7725			USD
371	1	2022	CLP	10	F	001.2022	9096897		27/01/2022	105117989	000011	FLORECHAESJ	7725			CLP
372	1	2022	CLP	10	F	001.2022	9096898		27/01/2022	105117989	000012	FLORECHAESJ	7725			CLP
373	1	2022	CLP	10	F	001.2022	9099108		31/01/2022	220030305	000010	WF-BATCH	7725			CLP
374	1	2022	CLP	10	F	001.2022	9099283		31/01/2022	105118003	000011	FLORECHAESJ	7725			CLP
375	1	2022	CLP	10	F	001.2022	9099284		31/01/2022	105118003	000012	FLORECHAESJ	7725			CLP
376	1	2022	CLP	10	F	001.2022	9099291		31/01/2022	105118004	000011	FLORECHAESJ	7725			CLP
377	1	2022	CLP	10	F	001.2022	9099300		31/01/2022	105118005	000011	FLORECHAESJ	7725			CLP
378	1	2022	CLP	10	F	001.2022	9099531		31/01/2022	105118010	000011	CLEAL	7725			CLP
379	1	2022	CLP	10	F	001.2022	9099532		31/01/2022	105118010	000013	CLEAL	7725			CLP
380	1	2022	CLP	10	F	001.2022	9099533		31/01/2022	105118010	000015	CLEAL	7725			CLP
381	1	2022	CLP	10	F	001.2022	9099534		31/01/2022	105118010	000017	CLEAL	7725			CLP
382	1	2022	CLP	10	F	001.2022	9099535		31/01/2022	105118010	000019	CLEAL	7725			CLP
383	1	2022	CLP	10	F	001.2022	9099536		31/01/2022	105118010	000021	CLEAL	7725			CLP
384	1	2022	CLP	10	F	001.2022	9099537		31/01/2022	105118010	000023	CLEAL	7725			CLP
385	1	2022	CLP	10	F	001.2022	9099538		31/01/2022	105118010	000025	CLEAL	7725			CLP
386	1	2022	CLP	10	F	001.2022	9099539		31/01/2022	105118010	000027	CLEAL	7725			CLP
387	1	2022	CLP	10	F	001.2022	9099540		31/01/2022	105118010	000029	CLEAL	7725			CLP
388	1	2022	CLP	10	F	001.2022	9099541		31/01/2022	105118010	000031	CLEAL	7725			CLP
389	1	2022	CLP	10	F	001.2022	9099542		31/01/2022	105118010	000033	CLEAL	7725			CLP
390	1	2022	CLP	10	F	001.2022	9099547		31/01/2022	105118012	000031	FLORECHAESJ	7725			CLP
391	1	2022	CLP	10	F	001.2022	9099548		31/01/2022	105118012	000032	FLORECHAESJ	7725			CLP
392	1	2022	CLP	10	F	001.2022	9099549		31/01/2022	105118013	000021	FLORECHAESJ	7725			CLP
393	1	2022	CLP	10	F	001.2022	9099550		31/01/2022	105118013	000022	FLORECHAESJ	7725			CLP
394	1	2022	CLP	10	F	001.2022	9099551		31/01/2022	105118013	000023	FLORECHAESJ	7725			CLP
395																
396	CLP	10	B	002.2022	9099175		01/02/2022	3001820164	000001	BATCHFCC	7725		98151971	CLP	138864	6791
397	CLP	10	B	002.2022	9099176		01/02/2022	3001820164	000002	BATCHFCC	7725		98151971	CLP	139212	6791
398	CLP	10	B	002.2022	9099177		01/02/2022	3001820164	000016	BATCHFCC	7725		98351010	CLP	143523	6889
399	CLP	10	B	002.2022	9099178		01/02/2022	3001820164	000018	BATCHFCC	7725		98351010	CLP	143533	6889
400	CLP	10	B	002.2022	9099179		01/02/2022	3001820164	000019	BATCHFCC	7725		98351010	CLP	143535	6889
401	CLP	10	B	002.2022	9099180		01/02/2022	3001820164	000035	BATCHFCC	7725		98351010	CLP	143696	6889

Use the formula already existing inside column painted blue

(Check if the products are in number format so that the formula does not return an error)

#VLOOKUP(Q394;Base1!A:D;4;0)

Product	Plant	B00 Net Sales	B10 Net Sales Corr.	B20 Add N.Sales Int.	C00 Rebates	C05 Cash dis cust SD.	Origin Plant	Code_Description	Material	Description	Royalties 4% CLP	Royalties 4% USD
CLP	144513 8507	35 862 392		0	0	0	6371	ACORGA M5910 930KG 2050LB PE IBC	8357144513	Resale	-	-
CLP	144513 8507	107 587 176		0	0	0	6371	ACORGA M5910 930KG 2050LB PE IBC	8357144513	Resale	-	-
CLP	144513 8507	93 242 220		0	0	0	6371	ACORGA M5910 930KG 2050LB PE IBC	8357144513	Resale	-	-
CLP	144513 8507	21 517 435		0	0	0	6371	ACORGA M5910 930KG 2050LB PE IBC	8357144513	Resale	-	-
CLP	144513 8507	35 862 392		0	0	0	6371	ACORGA M5910 930KG 2050LB PE IBC	8357144513	Resale	-	-
1151971	CLP	138864 8791		0	0	0						
1151971	CLP	139212 8791		0	0	0						
1351010	CLP	143523 8889		0	0	0						
1351010	CLP	143533 8889		0	0	0						

For products in which the formula gives an error, but we have not sales movement, we can eliminate the line:

Product	Plant	B00 Net Sales	B10 Net Sales Corr.	B20 Add N.Sales Int.	C00 Rebates	C05 Cash dis cust SD.	Origin Plant	Code_Description	Material	Description	Royalties 4% CLP	Royalties 4% USD
149372	8889	0	0	0	0	0		#N/A	#N/A	#N/A	#N/A	#N/A
154274	8507	0	0	0	0	0		#N/A	#N/A	#N/A	#N/A	#N/A
154274	8507	0	0	0	0	0		#N/A	#N/A	#N/A	#N/A	#N/A
154274	8507	0	0	0	0	0		#N/A	#N/A	#N/A	#N/A	#N/A
154274	8507	0	0	0	0	0		#N/A	#N/A	#N/A	#N/A	#N/A
154274	8357	0	0	0	0	0		#N/A	#N/A	#N/A	#N/A	#N/A
154274	8357	0	0	0	0	0		#N/A	#N/A	#N/A	#N/A	#N/A
154274	8357	0	0	0	0	0		#N/A	#N/A	#N/A	#N/A	#N/A
154274	8357	0	0	0	0	0		#N/A	#N/A	#N/A	#N/A	#N/A
154274	8357	0	0	0	0	0		#N/A	#N/A	#N/A	#N/A	#N/A
154274	8357	0	0	0	0	0		#N/A	#N/A	#N/A	#N/A	#N/A
154274	8357	0	0	0	0	0		#N/A	#N/A	#N/A	#N/A	#N/A
154274	8357	0	0	0	0	0		#N/A	#N/A	#N/A	#N/A	#N/A
154274	8357	0	0	0	0	0		#N/A	#N/A	#N/A	#N/A	#N/A
154274	8357	0	0	0	0	0		#N/A	#N/A	#N/A	#N/A	#N/A
154274	8357	0	0	0	0	0		#N/A	#N/A	#N/A	#N/A	#N/A
143494	8889	0	0	0	0	0		#N/A	#N/A	#N/A	#N/A	#N/A
143494	8889	0	0	0	0	0		#N/A	#N/A	#N/A	#N/A	#N/A
154274	8507	0	0	0	0	0		#N/A	#N/A	#N/A	#N/A	#N/A
154274	8507	0	0	0	0	0		#N/A	#N/A	#N/A	#N/A	#N/A
154274	8507	0	0	0	0	0		#N/A	#N/A	#N/A	#N/A	#N/A
154274	8507	0	0	24 706 819	0	6536		#N/A	#N/A	#N/A	#N/A	#N/A
154274	8507	0	0	12 353 409	0	6536		#N/A	#N/A	#N/A	#N/A	#N/A
154274	8507	0	0	9 265 055	0	6536		#N/A	#N/A	#N/A	#N/A	#N/A
154274	8507	0	0	27 795 173	0	6536		#N/A	#N/A	#N/A	#N/A	#N/A
154274	8507	0	0	30 883 528	0	6536		#N/A	#N/A	#N/A	#N/A	#N/A
154274	8507	0	0	6 176 709	0	6536		#N/A	#N/A	#N/A	#N/A	#N/A

For the formulas that gives an error and have sales, we have to check item per item and insert in folder "Base1" that stay hidden.

Product	Plant	B00 Net Sales	B10 Net Sales Corr.	B20 Add N.Sales Int.	C00 Rebates	C05 Cash dis cust SD.	Origin Plant	Code_Description	Material	Description	Royalties 4% CLP	Royalties 4% USD
USD	154274 8507	0	0	24 706 819	0	6536		#N/A	#N/A	#N/A	#N/A	#N/A
USD	154274 8507	0	0	12 353 409	0	6536		#N/A	#N/A	#N/A	#N/A	#N/A
USD	154274 8507	0	0	9 265 055	0	6536		#N/A	#N/A	#N/A	#N/A	#N/A
USD	154274 8507	0	0	27 795 173	0	6536		#N/A	#N/A	#N/A	#N/A	#N/A
USD	154274 8507	0	0	30 883 528	0	6536		#N/A	#N/A	#N/A	#N/A	#N/A
USD	154274 8507	0	0	6 176 709	0	6536		#N/A	#N/A	#N/A	#N/A	#N/A

Base1 | Royalties ACUM | BASE | TAX 2022 | (+)

FILTER MODE

3.2. Performing consideration

3.2.1. How this consideration should be performed:

The materials of plant 8791 are sales of Soda ASH, for these we do not pay royalties, must insert directly this description.

We pay 4% of Royalties for materials that are BLOTTED, here is a brief description that we received from the controller of how this consideration should be performed:



Silva, Sol <sol.silva@solvay.com>
para mí, Pilar, Joan, Andreia ▾

lun, 3 dic 2018, 18:52 ☆ ↶ ⋮

Cuando el origen sea de alguna planta en USA y sufra algún proceso de mezcla y/o cambio de presentación de envase, entonces pagará 4% Regalias.

MRP2 - Procurement Type "E" • MRP2 Special Procurement • Costing 2 Valuation Class

Plant	Company / Plant Location	ValClass	ValClass Description
8359	7008 Willow Island	Z100	CS Raw materials
8371	7008 Mount Pleasant	Z105	CS Raw materials / CC
8498	7008 / Quality Car Channelview	Z130	CS Trading goods
8520	7008 / XPO Logistic Bristol	Z140	CS Intermediates
8521	7008 / XPO Logistic La Porte	Z145	CS Intermediates Pipeline
8522	7008 / XPO Logistic Plainfield	Z150	CS Finished product
8523	7008 / Dana Transport Tampa		
8534	7008 / Addcomp Rochester Hills		
8536	7008 / Allchem Service Houston		
8543	7008 / Kemira Water Mobile		
8544	7008 / Applied Mat Nottingham		
8545	7008 / Fluid Energy Hatfield		
8548	7008 / Mobile Solv Eight Mile		
8553	7008 / South Coast Houston		
8554	7008 / Spray Tek Middlesex		
8558	7008 / Toll Compaction Belpre		
8559	7008 / Toll Compaction Neptune		
8563	7008 / Volunteer Dayton		
8712	7008 / Sunland Greenville		

EJEMPLO:

E + 8371 + Z150 = 4% Regalia

Costing Structure	E.	Material	Plant
ACORGA M5640 195KG 430LB ST TH DR	▲	144448	8357
ACORGA M5640 930KG 2050LB PE IBC	■	144450	
PE DRUM 210L PO BLACK	■	1909921	

F + 8373 + Z130 = No paga regalia

Costing Structure	E.	Material	Plant
CYANEX 572 20KG 44LB PL	■	144867	8500
CYANEX 572 20KG 44LB PL	■	144867	

Durante diciembre revisaremos que los materiales existentes tengan las data completa, para solicitar los cambios aplicables.

Saludos,

Sol Haydée Silva
Cytec Chile Limitada
Tributaria Chile

To perform this check for new products, enter transaction **CK13N**, inform material, plant and costing area variant **Z25** and click on **COST ESTIMATES**

:

Display Material Cost Estimate with Quantity Structure

Costing Structure On Detail List On Hold

Material: 154274
Plant: 8507

Costing Data

Costing Variant: z25
Costing Version: 1
Valid On: 28.02.2022

Cost Estimates

Process:

Selection of material cost ests

Material Number: 154274
Plant: 8507

Other Options

Std cost est: Future Current Previous

And other cost estimates

Costing Variant: z25
Costing Version: 1
Costing Status: KA
 Most current, val. on: 28.02.2022
 With Qty Struct. W/o Qty Structure
 Extended selection

Check

This example below is a material of resale, we have not any transformation after that receive the product:

Display material Cost Estimate with Quantity Structure

Costing Structure Off Detail List Off Hold

Costing Structure	E	Material	Quantity	U...	Total val...	C...	VC	FC	DEP	Price
OREPREP F-501-LA 910KG 200		154274	1.000	KG	1.386.000	CLP	1.386.000			1.386.000

Material: 154274 OREPREP F-501-LA 910KG 200SLB IBC
Plant: 8507

Costing Data Dates Qty Struct. Valuation History **Costs**

Costs Based On: Costing Lot Size 1.000 KG

Cost Component View	Total Costs	Fixed Costs	Variable Costs	Currency
Cost of goods manufactured	1.386.000	12.000	1.374.000	CLP
Cost of goods sold	1.386.000	12.000	1.374.000	CLP
Sales and administration costs	0	0	0	CLP
Inventory (commercial)	1.386.000	12.000	1.374.000	CLP
Inventory (tax-based)	1.386.000	12.000	1.374.000	CLP

Cost of goods manufactured Partner

Copy the name and insert the RESALE information in the worksheet, with this the formula going to already be fed:

143526	8889	8889143526	AEROFLOAT 208 1140KG 2513LB MX IBC	resale		
143492	8889	8889143492	AERODRI 100 215KG 474LB PE DR BLU	resale		
143458	8889	8889143458	AEROFROTH 70 160KG 353LB PE TH DR	resale		
169770	8507	8507169770	REAGENT S-11850 1095KG 2414LB IBC	Envasado		
169772	8507	8507169772	REAGENT S-11851 870KG 1918LB SX IBC	Envasado		
1912614	8382	83821912614	TRANSFER PRICE ADJUSTMENT	Transf price		
146005	8507	8507146005	AERO OX 100 195KG 430LB PE TH DR	REsale		
154274	8507	8507154274	OREPREP F-501-LA 910KG 2005LB IBC	resale		

Currency key	Product	Plant	B00 Net Sales	B10 Net Sales Corr.	B20 Add N Sales Int	C00 Rebates	C05 Cash dis cust SD	Origin Plant	Code Description	Material	Description	Royalties 4% CLP	Royalties 4% USD
USD	154274	8507	0	0	24 706 819	0	5536		OREPREP F-501-LA 910KG 2005LB IBC	8507154274	resale	-	-
USD	154274	8507	0	0	12 353 409	0	5536		OREPREP F-501-LA 910KG 2005LB IBC	8507154274	resale	-	-
USD	154274	8507	0	0	9 265 055	0	5536		OREPREP F-501-LA 910KG 2005LB IBC	8507154274	resale	-	-
USD	154274	8507	0	0	27 795 173	0	5536		OREPREP F-501-LA 910KG 2005LB IBC	8507154274	resale	-	-
USD	154274	8507	0	0	30 883 528	0	5536		OREPREP F-501-LA 910KG 2005LB IBC	8507154274	resale	-	-
USD	154274	8507	0	0	6 176 709	0	5536		OREPREP F-501-LA 910KG 2005LB IBC	8507154274	resale	-	-

Below is an example of a product that we pay Royalties, it starts as material 144431 and after being transformed it becomes 144741, that is, there was a transformation so that the material is sold.

Display Material Cost Estimate with Quantity Structure

Costing Structure Off Detail List Off Hold

Costing Structure	E	Material	Quantity	U.	Total val...	C...	VC	FC	DEP
AERO 3477C BULK		144431	1.000	KG	1.049.228	CLP	1.049.228		
AERO 3740 1150KG 2535L		144741	280	KG	166.163	CLP	166.163		

Material: 144431 AERO 3477C BULK
Plant: 8889

Costing Data Dates Qty Struct. Valuation History Costs

Costs Based On: Costing Lot Size 1.000 KG

Cost Component View	Total Costs	Fixed Costs	Variable Costs	Currency
Cost of goods manufactured	1.049.228	0	1.049.228	CLP
Cost of goods sold	1.049.228	0	1.049.228	CLP
Sales and administration costs	0	0	0	CLP
Inventory (commercial)	1.049.228	0	1.049.228	CLP
Inventory (tax-based)	1.049.228	0	1.049.228	CLP

Cost of goods manufactured

After performing the checks, we must update the dollar rate that to be applied for the month. In the folder "TAX 2022" the rates that were used for each month are informed, enter the link.

This page will open, select the excel option and download the file with the rates:



Indicadores diarios

[Inicio](#) / [Estadísticas](#) / [Indicadores diarios](#)

Seleccione año 2022

Dólar observado (Pesos por dólar)

Año 2022

Copy the rates of month that you are working and paste it in archive of Royalties:

0	28.jan.2022	799,15		
1	29.jan.2022			
2	30.jan.2022			
3	31.jan.2022	810,12	822,05	
4	01.fev.2022	803,88		
5	02.fev.2022	801,52		
6	03.fev.2022	805,95		
7	04.fev.2022	817,29		
8	05.fev.2022			
9	06.fev.2022			
0	07.fev.2022	825,58		
1	08.fev.2022	826,93		
2	09.fev.2022	824,33		
3	10.fev.2022	820,79		
4	11.fev.2022	804,20		
5	12.fev.2022			
6	13.fev.2022			
7	14.fev.2022	806,24		
8	15.fev.2022	812,24		

On the last day of the month line, enter the formula =AVERAGE to give you the average of the month, this will be the exchange rate used for the month's royalties.

Go to the "BASE" worksheet and update the rate in the AC column "Royalties 4% USD", only for the month in which the calculation is being made, to the rate you have just calculated.

Product	Plant	B00 Net Sales	B10 Net Sales Corr.	B20 Add N Sales Int	C00 Rebates	C05 Cash dis cust SD	Origin Plant	Code_Description	Material	Description	Royalties 4% CLP	Royalties 4% USD
395	138864	8791	0	0	0	0		SDN REG D *GRM [KG - WP1 ONLY]	8791138864	Soda Ash	-	=AB395/TAX 2022'ISC533
396	139212	8791	0	0	0	0		SD	8791139212	Soda Ash	-	-
397	143523	8889	0	0	0	0		AEROFLOAT 208 230KG 507LB PE DR	8507143523	Resale	-	-
398	143533	8889	0	0	0	0		AERO 3477 220KG 485LB PE DR	8357143533	Envasado	-	-
399	143535	8889	0	0	0	0		AERO 3477 1100KG 2425LB IBC	8357143535	Envasado	-	-
400	143696	8889	0	0	0	0		AEROPHNE 3418A 1000KG 2205LB IBC	8357143696	Resale	-	-
401	143793	8889	0	0	0	0		AERO 3894 200KG 441LB PE DR	8357143793	TRASVASUJO	-	-
402	143794	8889	0	0	0	0		AERO 3894 1000KG 2205LB IBC	8357143794	TRASVASUJO	-	-
403	144145	8507	0	0	0	0		OREPREP X-133 BULK	8357144145	TRASVASUJO	-	-
404	144148	8507	0	0	0	0		OREPREP X-133 910KG 2005LB IBC	8507144148	Resale	-	-
405	144450	8507	0	0	0	0		ACORGA M5640 930KG 2050LB PE IBC	8357144450	Resale	-	-
406	144464	8507	0	0	0	0		ACORGA PT5050MD 930KG 2050LB PE IBC	8500144464	Resale	-	-
407	144513	8507	0	0	0	0		ACORGA M5910 930KG 2050LB PE IBC	8357144513	Resale	-	-

After the calculation is performed, update the Pivot Table to bring the current month:

Period/year	Product	Code	Plant	Sum of B00 Net Sales	Sum of B10 Net Sales Corr.	Sum of B20 Add N.Sales Int	Sum of C00 Rebates	Sum of C05 Cash dis cust SD	Sum of Royalties 4% CLP	Sum of Royalties 4% USD
001-2022				1.998.194.213	0	592.980.661	0	0	20.776.312	24.468,00
Grand Total				1.998.194.213	0	592.980.661	0	0	20.776.312	24.468,00

Period/year	Product	Code	Plant	Sum of B00 Net Sales	Sum of B10 Net Sales Corr.	Sum of B20 Add N.Sales Int	Sum of C00 Rebates	Sum of C05 Cash dis cust SD	Sum of Royalties 4% CLP	Sum of Royalties 4% USD
001-2022				1.998.194.213	0	592.980.661	0	0	20.776.312	25.273,78
002-2022				1.966.486.278	0	951.921.541	0	0	20.441.600	25.328,22
Grand Total				3.964.680.491	0	1.544.902.202	0	0	41.217.911	50.602,01

Confirm that the spreadsheet value matches with the transaction **KE30**

L2015 - Income Statement			
Category: ACTUAL2 - Legal consolidation			
Currency Type : 10 - Comp. code currency			
Company Code : 7725			
Fiscal Year : 2022			
Period (From - To) : 2 - 2			
Company Code 7725 CYTEC CHILE LTDA			
Navigation			
MAGNITUDE Market	▲		
Enterprise	.		
IECRA	.		
Profit Center Carat	▼		
	▲	⏪	⏩
Lead column	F00	F99 CLOSING	
R10000 Net Sales	33208.176.666	2.918.407.819	
R10600 Royalties received acc. to sales	0	0	
ST Net sales (published)	33208.176.666	2.918.407.819	
R11200 Other rev on activit. - IAC	0	0	
R11400 Other rev on activit. - Research	0	0	
R11500 Other rev on activit. - Mgt Fees	0	0	
STOT-R110 Other revenues on activities	0	0	
=====			
ST-R111 Net sales & oth rev. fr Business	33208.176.666	2.918.407.819	
=====			

Updating the pivot table, you will already have the royalty calculation in CLP and USD:

Year	2022											
Month	(All)											
Company Code	(All)											
Values												
Period/year	Product	Code	Day	Plant	Sum of B00 Net Sales	Sum of B10 Net Sales Corr.	Sum of B20 Add N.Sales Int	Sum of C00 Rebates	Sum of C05 Cash dis cust 5D	Sum of Royalties 4% CLP	Sum of Royalties 4% USD	
001 2022					1.998.194.213	0	592.980.661	0		20.776.312	25.273.78	
002 2022					1.966.486.278	0	951.921.541	0		20.441.600	25.328.22	
Grand Total					3.964.680.491	0	1.544.902.202	0	0	41.217.911	50.602.01	

Send this file to CAM of the company pilar.galarza@solway.com, she will send to the responsible team to be accounted.

After the cycles are processed, confirm that the reported royalty amount is posted on line C41 of the KE30.

Month / Year

ZZZ-SOLV04	Company 7725 CYTEC CHILE LTDA	Date 28.02.2022
Month / Year	<>	Page 1
<>	Fiscal year 2022	
<>	<>	

Company Code 7725 CYTEC CHILE LTDA

Navigation

Product	▲
Customer	.
Trading partner	.
Distr. Channel	▼

Ligne P&L	January	February	March	April
Qty invoice	1.093.442,000	1.488.324,000	0,000	0,000
Qty unit base	1.093.442,000	1.488.324,000	0,000	0,000
300 Net Sales	1.998.194.213	1.966.486.278	0	0
320 Add N.Sales Int	592.980.661	951.921.541	0	0
310 Net Sales Corr.	0	0	0	0
300 Rebates	0	0	0	0
305 Discount/Surch	0	0	0	0
306 Cash dis cust FI	0	0	0	0
342 Sale Roylty revn	0	0	0	0
Market Product Sales	2.591.174.874	2.918.407.819	0	0
Average price for MP	2.370	1.961	●/○	●/○
341 Sale Roylty paid	20.776.312	0	0	0
Total Tax on Sales	20.776.312	0	0	0
320 Freight (Prov)	11.360.076	60.464.488	0	0
321 Freight (Vari)	1.398.300-	3.572.519	0	0
330 Foreign Import	0	0	0	0
331 Dt.entree estrang	0	0	0	0
340 Tax/Sale SD cond	0	0	0	0
Other Sales Fees	9.961.776	64.037.007	0	0

Accounting is done to account 98120400 and cost center 7725-7102 by the intercompany team.

Doc.Type : SB (G/L account posting) Normal document					
Doc. Number	2300000147	Company Code	7725	Fiscal Year	2022
Doc. Date	31.01.2022	Posting Date	31.01.2022	Period	01
Calculate Tax	<input type="checkbox"/>				
Doc. Currency	USD				
Doc. Hdr Text	H1 2022 Royalties				

Item	PK	Qty	Clearing	Clrng doc.	Account	G/L acct	Account short text	Tx	Amt.in loc.cur.	LCurr	Amount	Crcy	Text
1	40				98120400	98120400	VSE ROYALTIES PAID		20.776.312	CLP	24.468,00	USD	01.2022 Royalty to be Paid Accrual 7427
2	50	F15			40100111	40100111	AP TP TD CORRECTION		20.776.312-	CLP	24.468,00-	USD	01.2022 Royalty to be Paid Accrual 7427
*									0	CLP	0,00	USD	

Payments are made every six months, so we will have the provision in account 4010111 until June and within this same month the reversal of the provision and the payment invoice for company 7427 CYTEC TECHNOLOGY CORP.

Supplier: 2156248

Invoice example:



CYTEC TECHNOLOGY CORP.
 CARNEGIE CENTER, 504
 08540, PRINCETON
 USA
 Phone : 609 8604000

Ship-to address : 2048645
 CYTEC CHILE LTDA.
 AVENIDA LAS DALIAS 2718
 PARQUE INDUSTRIAL MACUL
 7810653 SANTIAGO
 CHILE

INVOICE

Sold-to : 2048645
 CYTEC CHILE LTDA.
 AVENIDA LAS DALIAS 2718
 PARQUE INDUSTRIAL MACUL
 7810653 SANTIAGO
 CHILE

CYTEC CHILE LTDA.
 AVENIDA LAS DALIAS 2718
 PARQUE INDUSTRIAL MACUL
 7810653 SANTIAGO
 CHILE

2048645

Payer : 2048645
 RUT : 96886630-8
 CYTEC CHILE LTDA.
 AVENIDA LAS DALIAS 2718
 PARQUE INDUSTRIAL MACUL
 7810653 SANTIAGO
 CHILE

SHIP.COND. : Road (Ex works) FINAL DEST. : CHILE		INVOICE NO : 90059909	30.06.2021
CONDITIONS OF SALE : 0d closing 5or10or15or20or 25/Invoice date		Supplier Ref. 302305954	
FCA . DUE DATE* : 05.07.2021		Customer PO.	
* Due date = last date by which cleared funds are due. If this is Sat / Sun / Bank holiday cleared funds are due by the previous last working day.		YOUR CONTACT :	
		SBS SC FINANCE	
		Tel: +351 21 821 9237	
		Fax:	
		E-mail: interco-sbs-rtr@solvay.com	

ITEM	MATERIAL	QUANTITY	UNIT PRICE	NET VALUE	TAX
				USD	
10	Price Royalties on Sales Description: H1 2021 Royalty Assignment: Cost Center-7725-7102 Price USD	1.000 PRT		230.367,99	
		-	-	230.367,99	

End of document.