

Deployment request

In order to deploy your app you have to fill this [request a deployment](#) form in Service One.

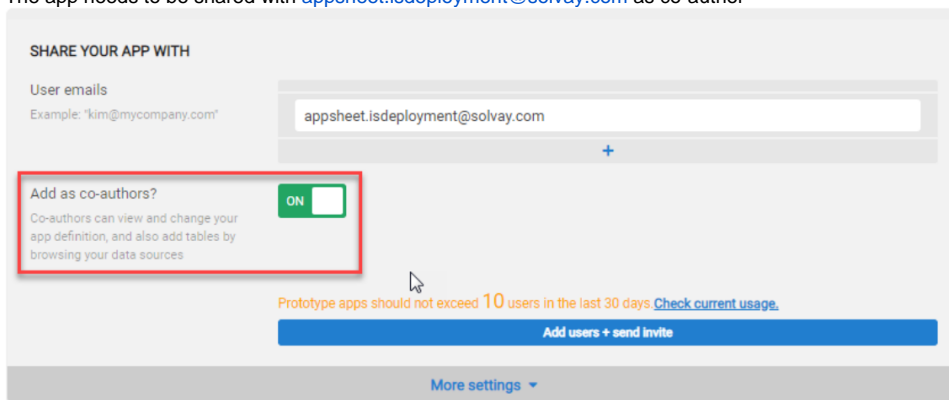
When you should use apps in deploy mode?

- If your application need to be shared with **more than 10 users**
- If your application uses **workflows**

Prerequisites

Before deploying your app you should fulfill the following requirements.

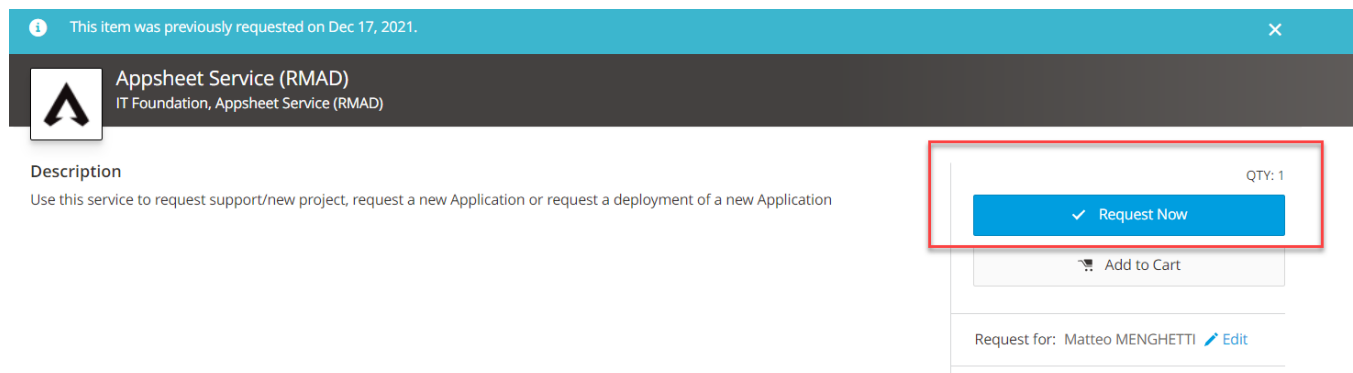
1. Document your application within AppSheet only:
 - a. Fill all the AppSheet properties in the Info > Properties tab
 - b. Provide the functional description in the field Info > Properties tab > App Documentation > Purpose
 - c. Provide a link to the diagram/documentation about your application in the field Info > Properties tab > Information for app users > About URL (Optional, in case of very complex apps)
2. Share the application:
 - a. The app needs to be shared with appsheet.isdeployment@solvay.com as co-author



3. Put all the files the app uses inside the default app folder
4. Move all the files to your [site/GBU Google Shared drive](#) or transfer the ownership of the default app folder with [appsheet.isdeployment@solvay.com](#) (In order to do so, first you have to share the files with this account and then you will have to make it owner. You can watch [this video](#) to see what it is expected). We recommend the creation of a Shared Drive to have an easier way to maintain files.

How to request the application deployment using Service One?

- Go to the [AppSheet service Request](#) and click on *Request now*



- Choose *Request for Application deployment* as type of request



Request for
Matteo MENGHETTI Quantity 1

Submit request

Save and close

Type of Request (required)

Select

- None
- Request for Enhancement / Project Support
- Req for new Application
- Request for Application deployment

- Fill the form.

How to request the application deployment? - OLD

Once prerequisites are satisfied:

1. Open the [request a deployment](#)
2. Click in the magnifier (Top right) and search the title of your app
3. Select the app you want to deploy:


← Things

App Public Name	Monthly users	Owner Email	Version	Short Description
Icon Main Menu	0	Chengzhi-EXT GU...	1.00	Example of how to make a gallery view of clicka... >
Copy of Construction Daily ...	0	Clea Chollier	1.00	An app to help foremen keep a daily log for con... >
List of Things CO_Author	0	Fernando Lopez-ex	1.00	An app to show locations, images, and contact i... >
List of Things - TEST	0	Fernando Lopez-ex	1.00	An app to show locations, images, and contact i... >
Copy of Foreman Daily Report	0	Jérôme PERROT	1.00	An app to help foremen keep a daily log for con... >
Foreman Daily Report	0	Rafael Truan-Cach...	1.00	An app to help foreman keep a daily log for cons... >
Copy of Construction Daily ...	0	Stefan Piepenbring	1.00	An app to help foremen keep a daily log for con... >
Copy of Daily Reports	0	Toni Ortin	1.00	An app to help foremen keep a daily log for con... >
Icon Main Menu	0	Toni Ortin	1.00	Example of how to make a gallery view of clicka... >
Ecommerce Store	0	Zheng(John) LU	1.00	A mobile storefront app for an independent e-c... >

Share App Catalog Industrial Developer list Sync

4. Click in Request deployment

← List of Things - TEST

 **REQUEST DEPLOYMENT**

App Public Name List of Things - TEST

Owner Email Fernando Lopez-ex






Version 1.00

Short Description An app to show locations, images, and contact information

Description This app shows detailed information for each National Park in the US. It displays the parks in alphabetical order and also shows a map that can call the phone's mapping app to provide driving directions. You can mark any park as visited or not visited.

Monthly users 0

Creator Fernando Lopez-ex

 Share  App Catalog  Industrial  Developer list  Sync

6. Fill the form

← Request deployment form

App Id*
List of Things - TEST

Requester
Fernando Lopez-ex

Site*

GBU

Is it an application to be used in a plant for industrial purpose: Production, Maintenance, HSE or Quality Control?*

N Y

Cancel **Save**

6. That's all, you will be contacted by the AppSheet Service managers when the application has been deployed.

ISSUES?

For every questions or issues please open a ticket using [Service One](#).