

# Co\$ta - BW Origin view

## Co\$ta - Access & run BW workbook

>> Back to the [Co\\$ta project home page](#)




### Access the workbook

The workbook to be used is **BW\_WBK\_COSTA\_0001 – CO\$TA - Origin View**

=> Go to Analysis for Office in excel

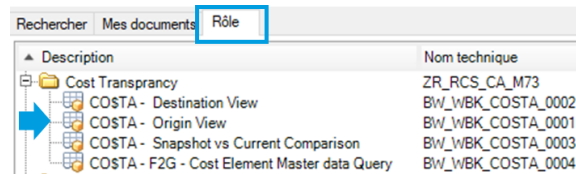
=> Click "Open Workbook"



Go to the tab "Role"

Open the folder "Cost Transparency" and select the workbook "**BW\_WBK\_COSTA\_0001 – CO\$TA - Origin View**"

Double-click on the workbook to open it



If you can not access the workbook => go to the page [Co\\$ta - BW Authorization](#)

### Run the workbook

It is recommended to enter:

- A Period FROM and TO (even if there is one month, you must enter FROM 01.2020 TO 01.2020) (2)
- A PRS company code (4) or a company code (5)
- A GBU (3)
- # in "Excluded record" (11)

It is also possible to enter:


- a Macro-Package (6)
- a Package (7)
- a Sub Package (8)
- a Function (12)
- a Fixed cost Group 2 (13)
- the version of the budget (14)
- display Adjustment Perimeters Data: by default = # (No). Enter "1" (15)

Click "OK"

Fiscal Period FROM	001.2020	1
Fiscal Period TO	012.2020	2
Authorization Scope (Auth with input)	SOLVAY	3
1 - BFC GBU (Selection option)	#	4
PRS Company code (Selection option, Optional)	ZFR3	5
Company Code (Select Option, Optional)		6
Costs Macro-Package		7
Cost Package		8
Cost Sub Package (Selection Option, Optional)		9
* Exchange Rate	C	10
* Target currency	EUR	11
Excluded record	#	12
Function (Optional Cost Transparency filters)	EPSRO	13
Fixed cost Group 2 (Selection Option, Optional)		14
Version	0	15
Display Adjustment Perimeters Data (1 = Yes / # = No)	#	

The report is displayed with the list of:

- Cost Macro Packages
- Cost Packages

Last Update:		07/01 10:10 PM		Co\$Ta Origin View				
Cost Macro Package	Cost Package	Actual Origin - Conso view (Conv)	Budget Origin - Conso view (Conv)					
P00001	People	P10001	Internal	310 332 808,50 EUR				
P00001	People	P10002	Temporary Staffing	9 639 121,89 EUR				
P00002	Human Resources Svcs	P10006	Payroll Svcs	-9 639,00 EUR				
P00002	Human Resources Svcs	P10007	Recruitment Svcs	1 019 888,93 EUR				
P00002	Human Resources Svcs	P10008	Learning & Devt Svcs	470 489,05 EUR				
P00003	Financial Svcs	P10013	Banking Svcs	2 204 010,82 EUR				
P00003	Financial Svcs	P10014	Finance Svcs	347 040,76 EUR				
P00003	Financial Svcs	P10015	Financial Audit Svcs	452 844,94 EUR				
P00003	Financial Svcs	P10016	Insurance Svcs	2 664 155,94 EUR				
P00003	Financial Svcs	P10017	Tax Svcs & Consult	342 294,52 EUR				
P00004	Facility	P10023	Facility Soft Svcs	12 569 079,42 EUR				
P00004	Facility	P10024	Real Estate	13 538 436,57 EUR				
P00004	Facility	P10025	Office	1 001 959,91 EUR				
P00004	Facility	P10079	Facility Hard Svcs	60 895,76 EUR				
P00005	Indust Maintenance	P10026	Mechanical Eqpt	3 673 437,63 EUR				
P00005	Indust Maintenance	P10027	Mechanical Supplies	2 113 014,52 EUR				

### Costa queries:

	Core BW Query		QV Extraction	
Origin (New model)	BW_QRY_CPCOCT05_1001	COSTA - Cost Transparency - Origin view	QV_BW_QRY_CPCOCT05_1001	COSTA - Cost Transparency - Origin view
			QV_BW_QRY_CPCOCT05_1002	QV - Cost Transparency - Origin - Perimeter Change
Origin (Old model)	BW_QRY_CPCOCT01_0002	COSTA - Cost Transparency - Origin view	QV_BW_QRY_CPCOCT01_R1_0001	QV - Cost Transparency - Release 1