

ZWFAT135 - WW RCS Stock in Transit

Authorizations & Roles

Author(s)	Verification	Approval
Nathally Vieira RtR BO Specialist Mariana Conceição RtR BO Country Operator Patricia Ramos RtR BO Country Operator	Maria Ines Camargo Org & Methods - Merger& Acq. Consultant LAM	Didier Rifflet RtR Process Expert GL
18/11/2014	25/11/2014	30/11/2014

Version Control

Version	Date	Description
01	11/09/2014	New Document

Table of contents

- 1 Objective and Scope
 - 1.1 Objective of this Procedure
 - 1.2 Scope
- 2 Reference Documents
- 3 Definitions
- 4 Procedure
 - 4.1 First check
 - 4.2 Procedure
 - 4.3 Second check
 - 4.4 Reverse
 - 4.5 Check if invoices are issued after the reintegration in stock ZWFAT135
 - 4.6 Reverse the posting of reintegration in stock
 - 4.6.1 How to find the document number to be reverse
 - 4.6.2 Reverse the document
- 5 Appendix

Objective and Scope

Objective of this Procedure

The purpose of this document is to describe the procedure of the adjustment posting for stock in transit.

Scope

This operating procedure (OP) applies to RCS system. - **Exception:** not used in LAM region

Reference Documents

N/A

Definitions

BFC	Business Financial Consolidation. Group's consolidation tool
BOIC	Business Objects InterCompany. Group's Intercompany reconciliation tool

ERP	Enterprise Resource Planning (SAP)
PF1	Solvay legacy ERP used by the majority of entities
RCS	Rhodia Core System. Rhodia's ERP
SBS	Solvay Business Services
3S	Solvay Shared Services
GAC	General Accounting Close
FtO	Front Office
BO	Back Office
RtR	Record to Report
CAM	Country Accounting Manager
FO	Financial Officer
GL	General Ledger
ROPM	Regional Operating Process Manager
PE	Process Expert
GAR	Group Accounting & Reporting

Procedure

First check

To start this procedure, first it is necessary to check if the reverse of last month are done.
 Go to FBL3N and select accounts 37000300 and 37000305:

G/L Account Line Item Display

Data Sources

G/L account selection

G/L account: 37000300 to []

Company code: 8485 to []

Selection using search help

Search help ID: []

Search string: []

Search help

Line item selection

Status

Open items

Open at key date: []

Cleared items

Clearing date: [] to []

Open at key date: []

All items

Posting date: 30.04.2014 to 01.05.2014

In "all items" put in posting date the last day of the last month, and the first day of the closing month.
 The result must be zero:

000171	1000003272	37000305	SA	01.05.2014	30.04.2014	50	14.028,27-	EUR	7673/000000000000102239
*							0,00	EUR	
**	Account: 37000305						0,00	EUR	

Procedure

Go to transaction ZWFAT135 and select the variant TRANSIT_XXXX (Where XXXX is the company code)

Remark: Check if OB52 sales accounts are closed before running ZWFAT135. Task must be scheduled in SCMA tasklist.

STOCK IN TRANSIT ADJUSTEMENT

Data for selection

Company Code

Billing date

Billing ca

Billing Ty

Sales do

SD docu Variant catalog for program ZWFAT01500

Delivery	Variant name	Short description	E	P	C
Shipping	TRANSIT_7811		A		Z
Shipmen	TRANSIT_8090		A		Z
	TRANSIT_8485		A		Z
	TRANSIT_TEST		A		Z
	TRANSIT_XXXX		A		Z
	TRANSIT_ZFR3		A		Z
	TRANSIT_ZFR9		A		Z

Data for po

Docume

Debit ke

Credit ke

Stock G/

Assessment of outbound stock in-transit

Data for selection

Company Code

Billing Date

Sales Organization to

Billing category to

Billing Type to

Sales Document to

SD document categ. to


Delivery Type to

Shipping Conditions to

Shipment type to

ALV report

Display layout of the report

Press  and it will appear the screen for the posting's data, as follows :
 Fill in with the information on print screen (same account, ttype and doc type)

Data for posting	
Document type	SA
Debit key	40
Credit key	50
Finished Products	
Stock G/L account	37000305
Stock variation G/L account	98350080
Goods for Resale	
Stock G/L account	37000300
Stock variation G/L account	98150998
Purchase G/L account	98150366

For information :

Finished Products: Stock in transit adjustment on standard sales flow; adjustment on "direct-shipment" inter-company flows still belonging to the commettant (inter-company flow without IV and F2 invoicing); adjustment on direct-shipment flows.

Goods for Resale: Stock in transit adjustment on "direct-shipment" inter-company flows with transfer of ownership to the agent (inter-company flow with IV invoicing but without F2 invoicing).

This transaction can be made first in simulation mode to check the information, by flagging the "simulation" field Simulation and unflagging the "automatic execution" field Automatic execution.

Then, to run in real mode, unflag the the simulation field and flag the "automatic execution" field. Also, fill in the name for the batch input:

Batch input name for posting: ZWFATR_ZFR3

Execute  and the following screen will appear:

Batch Input Documents

Batch Input Documents	
FB012	Session 1 : Special character for 'empty field' is /
FB007	Session 1 session name ZWFATR_ZFR3 was opened
FB008	Session 1 session name ZWFATR_ZFR3 was created

Return by clicking twice in 

It will appear the billings that the batch input will make the stock in transit adjustment

STOCK IN TRANSIT ADJUSTEMENT									
Selection Criteria									
Company code	ZFR3								
Extraction period	31.07.2009								
Reversal date	01.08.2009								
Document type	SA								
Finished Products									
Stock account	37000305								
Variation stock account	98350080								
Goods for Resale									
Stock account	37000300								
Variation stock account	98150998								
VC Purchase Goods for resale	98150366								
Current date :	21.08.2009								
Time :	16:01:02								
Deliveries to process									
Delivery number	Goods issue date	Document number	Financial document	Billing date	Amount	Currency	Plant	Material	
81253735	10.06.2009	4909702948 / 2009	4900076758		6.618,18 EUR		7622	88481	
81253735	10.06.2009	4909702948 / 2009	4900076758		1.470,71 EUR		7622	88481	
81270160	31.07.2009	4909870887 / 2009	4900093227		4.827,08 EUR		7674	61109	
81270163	31.07.2009	4909870739 / 2009	4900093206		4.817,08 EUR		7674	61109	
81272543	10.07.2009	4909884568 / 2009	4900094851		7.183,44 EUR		7622	69975	
81272543	10.07.2009	4909884568 / 2009	4900094851		7.183,44 EUR		7622	69975	

Process the batch input in transaction SM35. Check if the batch does not have any error. The name of this job contains "ZWFATR_XXXX" (XXXX is the company code)

Second check

Another check is related to accounts 37000305 and 37000300.

Go to FBL3N and select the previous accounts.

Select the all items from 01.MM.2014 until 31.MM.2014

Once in these accounts a filter must be done by the session name: "ZWFATR_XXXX", where XXXX is the company code.

The total of these 2 accounts, with the filter, must be the same than the total of the postings done by ZWFAT135.

In case of inconsistencies check the billings in account and in batch.

Reverse

Go to transaction F.81 to reverse in the first day of the following month the postings performed by stock in transit adjustment and choose the variant TRANSIT_XXXX (Where XXX is the company code):

Mass Reversal of Documents: Initial Screen

Company code: ZFR3 to:
Document Number: to:
Fiscal Year: 2007 to:

General selection: ABAP: Variant Directory of Program SAPF080

Variant catalog for program SAPF080

Variant name	Short description	E	P	Cha
TRANSIT_7621		A		ZLC
TRANSIT_7743		A		ZLC
TRANSIT_7811		A		ZLC
TRANSIT_8090		A		ZLC
TRANSIT_8485		A		ZLC
TRANSIT_ZFR3		A		ZLC
TRANSIT_ZFR9		A		ZLC

Reverse posting: Reason: Posting: Posting: Document:

Test Run

The following information will be fillind in. Check if the Posting date is the first day of the following month and execute by pressing F8.

Mass Reversal of Documents: Initial Screen

Company code	ZFR3	to	
Document Number		to	
Fiscal Year	2007	to	

General selections			
Document type	SA	to	
Posting date	30.04.2007	to	
Entry date		to	
Reference number	TRANSIT	to	
Reference transaction		to	
Reference key		to	
Logical system		to	

Reverse posting details	
Reason for reversal	05
Posting Date	01.05.2007
Posting period	
Document Date	
<input type="checkbox"/> Test Run	

Cross-company code transactions	
<input type="radio"/> Do not process	
<input checked="" type="radio"/> Process	
<input type="radio"/> Relevant docs if possible	
<input type="radio"/> Only reverse completely	

Documents for stock in transit were reversed :

Mass Reversal of Documents

Reverse documents	
Pre Production RCS Paris	Mass Reversal of Documents Docs which can be reversed
Time 14:37:18	Date 24.05.2007
SAPF080 /ZLCGEY48	Page 1

Document Number	Company Code	Fiscal Year	Document type	Posting Date	Document Date	Reference
1000026588	ZFR3	2007	SA	30.04.2007	30.04.2007	TRANSIT
1000026589	ZFR3	2007	SA	30.04.2007	30.04.2007	TRANSIT

Check if invoices are issued after the reintegration in stock ZWFAT135

Regarding the **ZWFAT135** automatize, it is necessary to check if there are no invoices issued after the reintegration in stock in transit. If there is, is necessary to reverse the posting of the **ZWFAT135**.

After OB52 is closed, go to transaction **FBL5N** and select the variant indicated in the task in the correspondent SCMA task list.

NOTE: This extraction is to select all invoices issued with a posting date on the closing month M but with a creation date in D1: M+1

Customer selection			
Customer account	<input type="text"/>	to	<input type="text"/>
Company code	ZFR3	to	<input type="text"/>
Selection using search help			
Search help ID	<input type="text"/>		
Search string	<input type="text"/>		
Line item selection			
Status			
<input type="radio"/> Open items			
Open at key date	<input type="text"/>		
<input type="radio"/> Cleared items			
Clearing date	<input type="text"/>	to	<input type="text"/>
Open at key date	<input type="text"/>		
<input checked="" type="radio"/> All items			
Posting date	01.07.2014	to	31.07.2014
Type			
<input checked="" type="checkbox"/> Normal items			
<input checked="" type="checkbox"/> Special G/L transactions			
<input type="checkbox"/> Noted items			
<input type="checkbox"/> Parked items			
<input type="checkbox"/> Vendor items			
List Output			
Layout	/CLH J4		
Maximum number of items	<input type="text"/>		

Select all items of the closing month.
In Dynamic selections choose

Entry Date	01.08.2014	
Currency	<input type="text"/>	
Document Type	RV	
Posting Key	<input type="text"/>	
Business Area	<input type="text"/>	
Amount in LC	<input type="text"/>	
Amount	<input type="text"/>	
G/L Account	41100100	
Payment Method	<input type="text"/>	

Entry date is D+1.



Execute

Extract the information to an excel file and sort by Entry date and Time. Add a column in column O with the Analysis:
Example for july closing :

Doc. T	Documen	T	Time	Entry Date	Acco	G/L	Doc. Date	User name	analysis
ZFR3	114287876	RV	10:21:21	01.08.2014	57621	41100100	30.07.2014	BBOUCHE2	OK nothing to do, financial doucment without delivery
ZFR3	114287875	RV	10:20:37	01.08.2014	57621	41100100	31.07.2014	BBOUCHE2	OK nothing to do, financial doucment without delivery
ZFR3	114287874	RV	10:18:57	01.08.2014	57621	41100100	31.07.2014	BBOUCHE2	OK nothing to do, financial doucment without delivery
ZFR3	114287873	RV	09:39:44	01.08.2014	87710	41100100	31.07.2014	S1580727	OK nothing to do, Correction of price
ZFR3	99154306	RV	09:25:53	01.08.2014	55354	41100100	31.07.2014	SWEBER	OK nothing to do, delivery created after ZWFAT135
ZFR3	99154305	RV	09:22:27	01.08.2014	59846	41100100	31.07.2014	SWEBER	OK nothing to do, delivery created after ZWFAT135
ZFR3	99154304	RV	09:17:10	01.08.2014	59846	41100100	31.07.2014	SWEBER	OK nothing to do, delivery created after ZWFAT135

To find the type of document in SD module is necessary to go to transaction VF03. Insert the billing document number:

Display Billing Document

Billing items
 Accounting

Billing document:

More Search Criteria

 Document Number:
 Company Code:
 Fiscal Year:
 Reference:

And the type of document will be display on the top:

Debit Memo w. ref 114287876 (L2) Display: Overview of Billing Items

Accounting
 Billing documents

Debit Memo w. ref:
 Net Value: EUR

Payer:
 CONTINENTAL MATADOR TRUCK TIRES S.R / TEREZI...

Billing Date:

Item	Description	WBS Element	Billed Quantity	SU	Net value	Material
11	ZEOSIL 1165MP BB 750KG / W...		16.500 KG		16,50	120782

To analyze, follow the instructions in the next table:

Type of document in SD module transaction VF03	Description	Action
F2	Sales / Delivery of product to external customer	Check if the delivery is in the reintegration in stock ZWFAT135. NO: Nothing to do YES: To be analyzed with the Regional Sales Fto
RE	return of product	Nothing to do

G2	Financial credit note (without delivery) with reference of the original invoice	Nothing to do
L2	Financial debit note (without delivery) with reference of the original invoice	Nothing to do
ZG2	Financial credit note (without delivery) without reference of the original invoice	Nothing to do
ZL2	Financial debit note (without delivery) without reference of the original invoice	Nothing to do
IV	Intercompany flow with delivery	Check if the delivery is in the reintegration in stock ZWFAT135. NO: If before BOIC chargement, Nothing to do , if after BOIC chargement send the information to Regional Sales FtO and Regional Interco Manager YES: to be analyzed with the Regional FtO
IG	Return on intercompany flow	Nothing to do
S1	Cancellation of invoice	To be analyzed with the Regional Sales FtO
S2	Cancellation of invoice	To be analyzed with the Regional Sales FtO
B1	Credit note for bonus	Nothing to do
B3	Credit note for bonus	Nothing to do
ZL2S	Services	No good issues – Nothing to do

Send the result to Regional Sales FtO validation with the list of invoices posted after 05:00am (stock reintegration time).

Reverse the posting of reintegration in stock

How to find the document number to be reverse

Go to transaction **VF03** an then select document flow.

Display Billing Document

Billing items
Accounting

Billing document

More Search Criteria

Document Number	<input style="width: 80px;" type="text"/>
Company Code	<input style="width: 40px;" type="text"/>
Fiscal Year	<input style="width: 40px;" type="text"/>
Reference	<input style="width: 120px;" type="text"/>

Find the list of deliveries: doc number 828xxxxxx.

G/L Account Line Item Display

Data Sources

G/L account selection

G/L account to

Company code to

Selection using search help

Search help ID

Search string

Search help

Line item selection

Status

Open items

Open at key date

Cleared items

Clearing date to

Open at key date

All items

Posting date to

Type

Normal items

Noted items

Parked items

Select all items of the closing month.

Make a filter in Assignment, by the sales order number in VF03 - document flow.




G/L Account 37000305 FINISHED PRODUCT IN TRANSIT
Company Code ZFR3

St	Assignment	DocumentNo	Type	Tx	Doc. Date	Pstng Date	Cost Ctr	Amount in local cur.	LCurr	Text
<input type="checkbox"/>	<input checked="" type="checkbox"/> 0001759007/000010	1000123096	SA		31.08.2014	31.08.2014		31.771,86	EUR	7822/0000000000000072632
<input type="checkbox"/>	<input checked="" type="checkbox"/> 0001759007/000010	1000123097	SA		31.08.2014	31.08.2014		31.835,10	EUR	7822/0000000000000072632
<input type="checkbox"/>	<input checked="" type="checkbox"/> 0001759007/000010	1000123098	SA		31.08.2014	31.08.2014		32.056,45	EUR	7822/0000000000000072632
<input type="checkbox"/>	<input checked="" type="checkbox"/> 0001759007/000010	1000123099	SA		31.08.2014	31.08.2014		31.866,72	EUR	7822/0000000000000072632
<input type="checkbox"/>	<input checked="" type="checkbox"/> 0001759007/000010	1000123100	SA		31.08.2014	31.08.2014		31.929,97	EUR	7822/0000000000000072632
<input type="checkbox"/>	<input checked="" type="checkbox"/> 0001759007/000010	1000125786	SA		31.08.2014	31.08.2014		31.929,97-	EUR	7822/0000000000000072632
<input type="checkbox"/>	<input checked="" type="checkbox"/> 0001759007/000010	1000133233	SA		31.08.2014	31.08.2014		31.771,86-	EUR	7822/0000000000000072632
<input type="checkbox"/>	<input checked="" type="checkbox"/> 0001759007/000010	1000133234	SA		31.08.2014	31.08.2014		31.835,10-	EUR	7822/0000000000000072632
<input type="checkbox"/>	<input checked="" type="checkbox"/> 0001759007/000010	1000133235	SA		31.08.2014	31.08.2014		32.056,45-	EUR	7822/0000000000000072632
<input type="checkbox"/>	<input checked="" type="checkbox"/> 0001759007/000010	1000133236	SA		31.08.2014	31.08.2014		31.866,72-	EUR	7822/0000000000000072632
*								0,00	EUR	
**								0,00	EUR	

Reverse the document

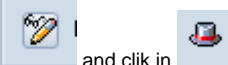
When is detected an invoice created after reintegration:
Go to transaction **FB02** and change the reversal date.

Change Document: Initial Screen

 Document List  First Item  Editing Options

Keys for Entry View



Document Number	1000042349
Company Code	ZFR3
Fiscal Year	2014



Double click in a line, then enter in change mode
The following screen will appear.

Document Header: ZFR3 Company Code

Document Type	SA <input type="checkbox"/> L account document		
Doc.Header Text	0082772751/49218337122014		
Branch number		Number of Pages	0
Reference	TRANSIT	Document Date	31.07.2014
		Posting Date	31.07.2014
Currency	EUR	Posting Period	07 / 2014
Ref. Transactn	BKPF Accounting document		
Reference key	1000103557ZFR32014	Log.System	WV1_400
Entered by	PT300090	Parked by	
Entry Date	11.09.2014	Time of Entry	18:14:16
TCode	FBS1		
Changed on		Last update	
		Reversal date	01.08.2014
Reversal Reason	05		
Ref.key(head) 1		Ref.key 2	

Delete the Reversal date and save the document.
Go to Transaction F.81

Reverse Accrual/Deferral Documents



Company Code	ZFR3	to		
Document Number	1000042347	to		
Fiscal Year	2014	to		
Document Type		to		

General selections

Posting Date	31.03.2014	to		
Entry Date		to		
Reference		to		

Further Selections

Reverse posting date		to		
User name		to		

Reverse posting details

Posting Period	3
Reversal Reason	05
<input checked="" type="checkbox"/> Test Run	

Cross-company code transactions

- Do not process
- Process
- Relevant docs if possible
- Only reverse completely

Check in test mode.

Production RCS
Paris

Ecriture inverse de pièces de régularisation

Heur 15:31:33 Date 02.04.2014
SAPF080R/S8260000 Page 1

Poes pouv.être c.passées

N° pièce N° intersociétés	Société	Exercice compt.	Type de pièce	Date comptable	Date pièce	Date écrit.rétr	Référence
1000042341	ZFR3	2014	SA	31.03.2014	31.03.2014	31.03.2014	TRANSIT
1000042342	ZFR3	2014	SA	31.03.2014	31.03.2014	31.03.2014	TRANSIT
1000042343	ZFR3	2014	SA	31.03.2014	31.03.2014	31.03.2014	TRANSIT
1000042344	ZFR3	2014	SA	31.03.2014	31.03.2014	31.03.2014	TRANSIT
1000042345	ZFR3	2014	SA	31.03.2014	31.03.2014	31.03.2014	TRANSIT
1000042346	ZFR3	2014	SA	31.03.2014	31.03.2014	31.03.2014	TRANSIT
1000042347	ZFR3	2014	SA	31.03.2014	31.03.2014	31.03.2014	TRANSIT
1000042348	ZFR3	2014	SA	31.03.2014	31.03.2014	31.03.2014	TRANSIT
1000042349	ZFR3	2014	SA	31.03.2014	31.03.2014	31.03.2014	TRANSIT

Launch a new time in real posting

Pièces contre-passées

N° pièce	Société	Exercice compt.	Type de pièce	Date comptable	Date pièce	Date écrit.rétr	Référence
N° intersociétés Message							
1000042341	ZFR3	2014	SA	31.03.2014	31.03.2014	31.03.2014	TRANSIT
	C.-passé avec pièce		1000050123				
1000042342	ZFR3	2014	SA	31.03.2014	31.03.2014	31.03.2014	TRANSIT
	C.-passé avec pièce		1000050124				
1000042343	ZFR3	2014	SA	31.03.2014	31.03.2014	31.03.2014	TRANSIT
	C.-passé avec pièce		1000050125				
1000042344	ZFR3	2014	SA	31.03.2014	31.03.2014	31.03.2014	TRANSIT
	C.-passé avec pièce		1000050126				
1000042345	ZFR3	2014	SA	31.03.2014	31.03.2014	31.03.2014	TRANSIT
	C.-passé avec pièce		1000050127				
1000042346	ZFR3	2014	SA	31.03.2014	31.03.2014	31.03.2014	TRANSIT
	C.-passé avec pièce		1000050128				
1000042347	ZFR3	2014	SA	31.03.2014	31.03.2014	31.03.2014	TRANSIT
	C.-passé avec pièce		1000050129				
1000042348	ZFR3	2014	SA	31.03.2014	31.03.2014	31.03.2014	TRANSIT
	C.-passé avec pièce		1000050130				
1000042349	ZFR3	2014	SA	31.03.2014	31.03.2014	31.03.2014	TRANSIT
	C.-passé avec pièce		1000050131				

Nbre de pces c.-passées : 9

Appendix

End of document