

FD - [CORE] Price Settings and related functionalities

Table of Contents

- [Table of Contents](#)
- [Version Control](#)
- [Reference Documents](#)
- [Definitions](#)
- [Functional Design - \[CORE\] Price Settings](#)
 - [Business Goals](#)
 - [Data Model](#)
- [Epics](#)
- [Functional Design - \[CORE\] SAP Upload of Quoted Products](#)
 - [Business Goals](#)
 - [Data Model](#)
- [Epics](#)

Version Control

Version	Date	Description	Author
V0.0	27 Apr 2022	Draft	Pedro Infante
v1.0	10 Jun 2022		Pedro Infante

Reference Documents

Description	Document Link
Initial Data model design for Novecare pricing	SF - Novecare - Pricing and associated functionalities Data model

Definitions

Abbreviation	Definition

Functional Design - [CORE] Price Settings

Business Goals


Allowing Business Users to have access to Pricing Information on Novecare Products that they need to be able to Quote.


Also, maintain that Pricing information directly in Salesforce so that the Quotes being sent to the customers are accurate with prices determined by Marketing and Product management Teams.

Data Model

[SF - Novecare - Pricing and associated functionalities Data model](#)

Epics

 Unable to locate Jira server for this macro. It may be due to Application Link configuration.

 Unable to locate Jira server for this macro. It may be due to Application Link configuration.

Functional Design - [CORE] SAP Upload of Quoted Products

Business Goals

Allowing Pricing Admins/CSR Users to send the ONE Quote Line Items data to be uploaded manually to SAP

Initial analysis for User notification / workload tracking - [SF - Novocare - Data Push to SAP - object definition for notification generation for CSRs /Pricing Admins](#)

Once ONE Quote is in Status SAP Upload Preparation - the Customer Service Team is notified and must now review the information and upload it to SAP

The upload is currently done by creating a CSV file which is then uploaded by CSR Users to SAP.

The goal is to generate said CSV file (via Report) and create a Task allocated to a Queue containing CSR Team members which will then be allocated to carry out the tasks of:


- review the Quote pricing data;
- Generate a CSV file via SF standard Report;
- Upload the data to SAP;
- Confirm that the data was successfully uploaded by marking the Task as Complete;


Data Model


[SF - Novocare - Data push to SAP](#)


[Solvay Sales Organisation & Condition Type](#)

Epics

 Unable to locate Jira server for this macro. It may be due to Application Link configuration.

 Unable to locate Jira server for this macro. It may be due to Application Link configuration.

 Unable to locate Jira server for this macro. It may be due to Application Link configuration.

 Unable to locate Jira server for this macro. It may be due to Application Link configuration.