

BR - Exchange Rate update

Tasks to be completed when documenting an operation (from creation to publication)

1. Enter the **Title of the operation / page**

2. Add the following Labels:

- Scope of applicability: ww, country_accounting
- Country or group of countries (if applicable): belux, china, france, italy, lam, nam,uk_ie, bulgaria, dach, netherlands, iberia, poland, latvia, australia, india, japan, south_korea, thailand, singapore, new_zealand, emea_transversal, apac_transversal
- Unit and Domain according to the [List of labels to be used in the Finance Service Line space](#)
 - E.g. 1: WW Operation in Financial Accounting under domain "Central Finance Processes & Compliance":
 - Labels to be used: **ww, financial_accounting, central_fin_proc_compliance**
 - E.g. 2: France Operation in Financial Accounting:
 - Labels to be used: **country_accounting, france, financial_accounting**
(for country operations, the Domain is always country_accounting)

3. Fill in all fields as described above

4. Name the title of each section using OPD methodology naming convention - **Infinitive verb without the "to", mainly action verb...something) -" I do something..."**

5. Once the description of the operation is completed, ensure it is approved and published by launching the [SBS-Finance approval workflow](#)

Domain:

Responsibility area:

Table of contents

- Tasks to be completed when documenting an operation (from creation to publication)
 - 1. Enter the Title of the operation / page
 - 2. Add the following Labels:
 - Scope of applicability: ww, country_accounting
 - Country or group of countries (if applicable): belux, china, france, italy, lam, nam,uk_ie, bulgaria, dach, netherlands, iberia, poland, latvia, australia, india, japan, south_korea, thailand, singapore, new_zealand, emea_transversal, apac_transversal
 - Unit and Domain according to the [List of labels to be used in the Finance Service Line space](#)
 - 3. Fill in all fields as described above
 - 4. Name the title of each section using OPD methodology naming convention - Infinitive verb without the "to", mainly action verb...something) -" I do something..."
 - 5. Once the description of the operation is completed, ensure it is approved and published by launching the SBS-Finance approval workflow
- Table of contents
 - 1. Objective and Scope
 - 1.1. Objective of this Operation
 - 1.2. Scope
 - 2. Definitions
 - 3. Tasks description
 - 4. Periodicity
 - 5. I update the rate - Daily.
 - 5.1. COMEX.
 - 5.1.1. I CHECK THE DATA.
 - 5.1.1.1. I retrieve the data.
 -

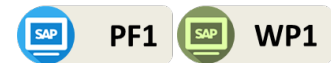
- 5.1.1.2. I update the file: Conferência TAXA COMEX - 2021_2022.
- 5.1.1.3. I check the exchange the rate.
- 5.1.2. I CORRECT THE DATA - If necessary.
- 5.1.3. I DELETE THE WRONG DATA - If necessary.
- 5.2. LBRD - PF1 - Daily
 - 5.2.1. I update the file: Conferência OB08 - TAXAS BRASIL - 2021_2022
 - 5.2.2. I check the exchange rate - Daily
- 5.3. LBRD - WP1 - Daily
 - 5.3.1. I update the file: Conferência OB08 - TAXAS BRASIL - 2021_2022
 - 5.3.2. I check the exchange rate - Daily
- 5.4. LBRR - PF1 - Daily
 - 5.4.1. I update the file: Conferência OB08 - TAXAS BRASIL - 2021_2022
 - 5.4.2. I check the exchange rate
- 5.5. LBRR - WP1 - Daily
 - 5.5.1. I update the file: Conferência OB08 - TAXAS BRASIL - 2021_2022
 - 5.5.2. I check the exchange rate - Daily
- 6. I update the rate - Monthly.
- 6.1. I RETRIEVE THE DATA
- 6.2. LBRS - PF1 - Monthly
 - 6.2.1. I update the file: TCURR-LBRS MENSAL 2022
 - 6.2.2. I check the exchange rate
- 6.3. LBRS - WP1 - Monthly
 - 6.3.1. I update the file: TCURR-LBRS MENSAL 2022
 - 6.3.2. I check the exchange rate

Scope



? Unknown Attachment

ERP



? Unknown Attachment

Frequency



? Unknown Attachment

? Unknown Attachment

References

Forms

Attachments

<< BR - Exchange Rate update >>

1. Objective and Scope

1.1. Objective of this Operation

This document explains the carry out of the update and upload the Foreign Currencies for Brazil Companies using the information available in the "[Banco Central do Brazil](#)".

1.2. Scope

This procedure applies to Brazil Companies in WP1 and PF1.

2. Definitions

See [Finance Glossary](#):

- [WP1](#)
- [PF1](#)

3. Tasks description

For legal reason is necessary to update the system with the rates from "*Banco Central do Brazil*". The exchange rate defined in PF1/WP1 cannot be used for other companies.

This procedure describes:

- How to get the exchange rate in the website of "*Banco Central do Brazil*."
- How to input the data in SAP - transaction ZRATEMOD / /PWS/ZYCIT174
- How to check if exchange rates are right -transaction : ZRATE / /PWS/ZYCIT174
- How to save the report image - transaction: OB08 / /PWS/ZYCIT174

4. Periodicity

The exchange rate should be updated performed every working day at 09 a.m. in Curitiba time, using the rate of the current working day.

For the closing monthly rate, it should be performed every first day of the current month.

These process is described in detail in the sections below.

5. I update the rate - Daily.

5.1. COMEX.

5.1.1. I CHECK THE DATA.

Since this procedure is supposed to occur automatically everyday, the first thing to be done is verify if the data was updated by the job, in transaction /PWS/ZYCIT174 and check if it is correct.

5.1.1.1. I retrieve the data.

Access the website: <https://www.bcb.gov.br/estabilidadefinanceira/historicocotacoes>

Click on the 2nd option of quotes, then click on search,

Cotações e boletins

Selecione a opção desejada:

Cotações de fechamento de uma moeda em um período.

Cotações de fechamento de todas as moedas em uma data.

Boletins intermediários de taxas de câmbio em uma data.

Informe os parâmetros da pesquisa:

Data Inicial

Data Final

Moeda

Pesquisar

Download the file to the desktop, open the file, and press CTRL+C ,copying all the information.

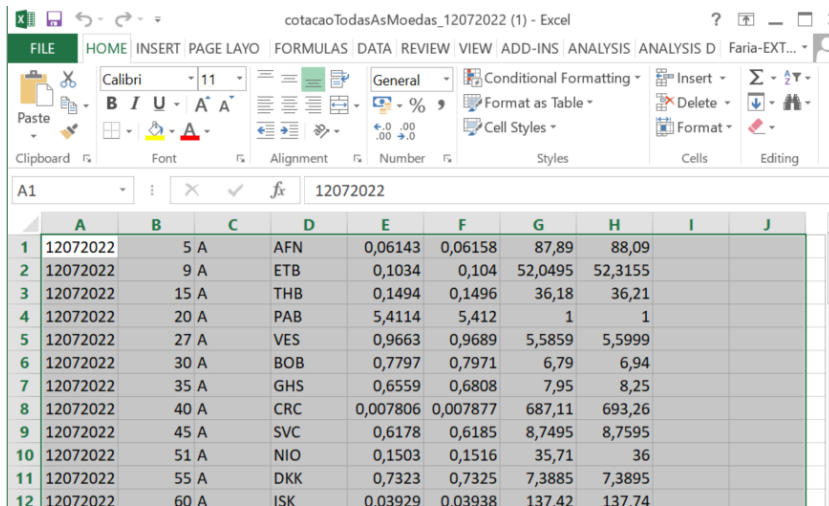
Cotações e boletins

Cotações de fechamento de todas as moedas no dia 12/07/2022.

Clique para obter a tabela completa  CSV - 8 KB)

Cód.	Tipo	Moeda	Cotações em Real ^{1/}		Paridade ^{2/}	
			Compra	Venda	Compra	Venda
005	A	AFN	0,06143	0,06158	87,8900	88,0900
009	A	ETB	0,1034	0,1040	52,0495	52,3155
015	A	THB	0,1494	0,1496	36,1800	36,2100
020	A	PAB	5,4114	5,4120	1,0000	1,0000
027	A	VES	0,9663	0,9689	5,5859	5,5999
030	A	BOB	0,7797	0,7971	6,7900	6,9400

 cotacaoTodasAsM...csv



cotacaoTodasAsMoedas_12072022 (1) - Excel

	A	B	C	D	E	F	G	H	I	J
1	12072022	5	A	AFN	0,06143	0,06158	87,89	88,09		
2	12072022	9	A	ETB	0,1034	0,104	52,0495	52,3155		
3	12072022	15	A	THB	0,1494	0,1496	36,18	36,21		
4	12072022	20	A	PAB	5,4114	5,412	1	1		
5	12072022	27	A	VES	0,9663	0,9689	5,5859	5,5999		
6	12072022	30	A	BOB	0,7797	0,7971	6,79	6,94		
7	12072022	35	A	GHS	0,6559	0,6808	7,95	8,25		
8	12072022	40	A	CRC	0,007806	0,007877	687,11	693,26		
9	12072022	45	A	SVC	0,6178	0,6185	8,7495	8,7595		
10	12072022	51	A	NIO	0,1503	0,1516	35,71	36		
11	12072022	55	A	DKK	0,7323	0,7325	7,3885	7,3895		
12	12072022	60	A	ISK	0,03929	0,03938	137,42	137,74		

5.1.1.2. I update the file: [Conferência TAXA COMEX - 2021_2022.](#)

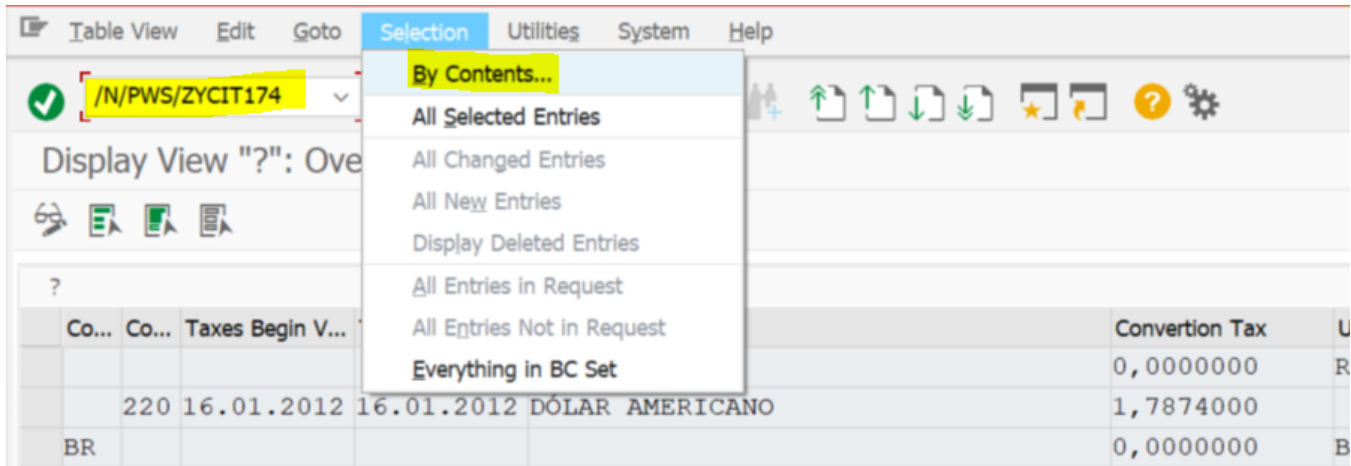
When opening the CONFERENCIA TAXA COMEX - 2021_2022 Conference worksheet, open a new tab and name it with the date of the current day and after that, paste the copied information.

Click on the RESUMO tab and insert a column after the last column, change the date of the first line, consequently the second line will also change, in the third line change the date in the formula and click on it and drag to the last line to be filled in the column, so the information will be fed correctly.

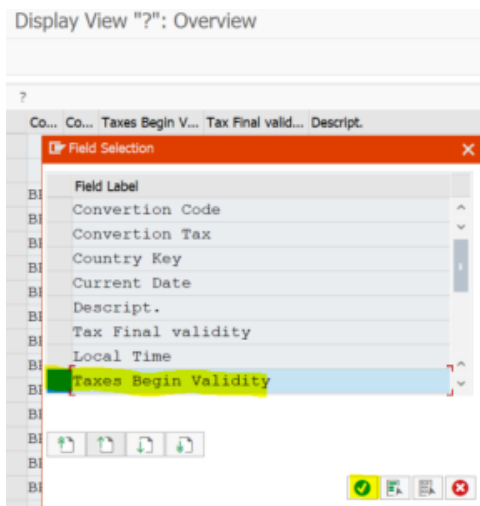
5.1.1.3. I check the exchange the rate.

Go to SAP (WP1) in transaction: /N/PWS/ZYCIT174:

Click in SELECTION, BY CONTENTS:



Select TAXES BEGIN VALIDITY



Insert the date of the day.

Choose: By Contents

Oper.	Field Label	Op	Field Contents
	Taxes Begin Validity	=	13.07.2022

Choose Append

When the rates appear, give a PRINT.

Exit	Valid...	Descript.	Conversion Tax	User Name	Current Date	Local Time
BR 027	13.07.2022	BOLÍVAR	0,9689000	OPSCHEULEBR	13.07.2022	05:15:05
BR 055	13.07.2022	COROA DINAMARQ.	0,7325000	OPSCHEULEBR	13.07.2022	05:15:03
BR 070	13.07.2022	COROA SUECA	0,5133000	OPSCHEULEBR	13.07.2022	05:15:04
BR 150	13.07.2022	DÓLAR AUSTRAL.	3,6650000	OPSCHEULEBR	13.07.2022	05:15:02
BR 165	13.07.2022	DÓLAR CANADENSE	4,1621000	OPSCHEULEBR	13.07.2022	05:15:02
BR 220	13.07.2022	DÓLAR AMERICANO	5,4120000	OPSCHEULEBR	13.07.2022	05:15:04
BR 425	13.07.2022	FRANCO SUÍÇO	5,5168000	OPSCHEULEBR	13.07.2022	05:15:02
BR 470	13.07.2022	IENE JAPONÊS	0,0396000	OPSCHEULEBR	13.07.2022	05:15:04
BR 540	13.07.2022	LIBRA	6,4441000	OPSCHEULEBR	13.07.2022	05:15:03
BR 978	13.07.2022	EURO	5,4504000	OPSCHEULEBR	13.07.2022	05:15:03

Save the report image, paste it in the tab RESUMO of the CONFERENCIA TAXA COMEX - 2021_2022 spreadsheet.

Ctr	Cod	Validity	Validity	Descript.	Tax
BR	027	13.07.2022	13.07.2022	BOLÍVAR	0,9689000
BR	055	13.07.2022	13.07.2022	COROA DINAMARQ.	0,7325000
BR	070	13.07.2022	13.07.2022	COROA SUECA	0,5133000
BR	150	13.07.2022	13.07.2022	DÓLAR AUSTRAL.	3,6650000
BR	165	13.07.2022	13.07.2022	DÓLAR CANADENSE	4,1621000
BR	220	13.07.2022	13.07.2022	DÓLAR AMERICANO	5,4120000
BR	425	13.07.2022	13.07.2022	FRANCO SUÍÇO	5,5168000
BR	470	13.07.2022	13.07.2022	IENE JAPONÊS	0,0396000
BR	540	13.07.2022	13.07.2022	LIBRA	6,4441000
BR	978	13.07.2022	13.07.2022	EURO	5,4504000

After pasting the print in the CONFERENCIA TAXA COMEX - 2021_2022 worksheet, check the WP1 values with the information provided by the Central Bank of Brazil website.

Conferência TAXA COMEX - 2021_2022 ☆ 📄 🗑️

File Edit View Insert Format Data Tools Extensions Help *Last edit was 2 hours ago*

100% RS % 0.00 123 Abel 10 B I S A

	A	B	C	D	E	MT	MU	MV	MW	MX	MY	MZ	NA	NB	NC	NI
1					Cotação Banco Central D-1	01.07.2022	04.07.2022	05.07.2022	06.07.2022	07.07.2022	08.07.2022	11.07.2022	12.07.2022	13.07.2022		
2					Vigência no SAP	01.07.2022	04.07.2022	05.07.2022	06.07.2022	07.07.2022	08.07.2022	11.07.2022	12.07.2022	13.07.2022		
3		BR 027	VES	BOLIVAR	SOBERANO	0,9488000	0,9622000	0,9571000	0,9727000	0,9803000	0,9689000	0,9547000	0,9553000	0,9689000		
4		BR 055	DKK	COROA	DINAMARQ.	0,7372000	0,7435000	0,7435000	0,7429000	0,7425000	0,7323000	0,7261000	0,7249000	0,7325000		
5		BR 070	SEK	COROA	SUECA	0,5118000	0,5141000	0,5128000	0,5120000	0,5145000	0,5085000	0,5049000	0,5050000	0,5133000		
6		BR 150	AUD	DÓLAR	AUSTRAL	3,6179000	3,6083000	3,6400000	3,6506000	3,6802000	3,6620000	3,6417000	3,6102000	3,6650000		
7		BR 165	CAD	DÓLAR	CANADENSE	4,0699000	4,1154000	4,1182000	4,1254000	4,1619000	4,1303000	4,1006000	4,1206000	4,1621000		
8		BR 220	USD	DÓLAR	AMERICANO	5,2380000	5,3142000	5,3038000	5,3899000	5,4321000	5,3640000	5,3086000	5,3477000	5,4120000		
9		BR 425	CHF	FRANCO	SUIÇO	5,4848000	5,5235000	5,5213000	5,5629000	5,5915000	5,5106000	5,4308000	5,4607000	5,5168000		
10		BR 470	JPY	IENE	JAPONÊS	0,0386000	0,0393400	0,0390900	0,0397200	0,0400400	0,0394400	0,0389900	0,0389500	0,0396000		
11		BR 540	GBP	LIBRA		6,3726000	6,4041000	6,4224000	6,4339000	6,4691000	6,4336000	6,3900000	6,3691000	6,4441000		
12		BR 978	EUR	EURO		5,4842000	5,5316000	5,5313000	5,5273000	5,5261000	5,4498000	5,4047000	5,3948000	5,4504000		

WP1

/N/PWS/ZYCIT174

Ctrl	Cod	Validity	Validity	Descript.	Tax
BR	027	13.07.2022	13.07.2022	BOLÍVAR	0,9689000
BR	055	13.07.2022	13.07.2022	COROA DINAMARQ.	0,7325000
BR	070	13.07.2022	13.07.2022	COROA SUECA	0,5133000
BR	150	13.07.2022	13.07.2022	DÓLAR AUSTRAL.	3,6650000
BR	165	13.07.2022	13.07.2022	DÓLAR CANADENSE	4,1621000
BR	220	13.07.2022	13.07.2022	DÓLAR AMERICANO	5,4120000
BR	425	13.07.2022	13.07.2022	FRANCO SUIÇO	5,5168000
BR	470	13.07.2022	13.07.2022	IENE JAPONÊS	0,0396000
BR	540	13.07.2022	13.07.2022	LIBRA	6,4441000
BR	978	13.07.2022	13.07.2022	EURO	5,4504000

In this case, as they are the same, the job ran correctly, and the task is complete.

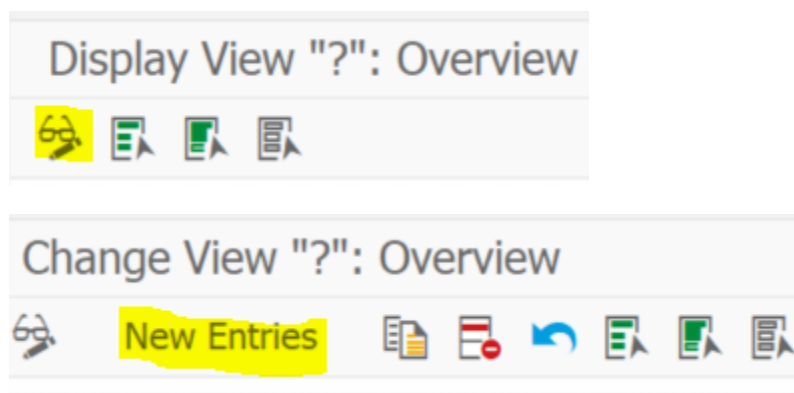
But, in some cases, the job, did not work properly, so you should correct the data.

5.1.2. I CORRECT THE DATA - If necessary.

If the job did not run automatically, you should perform the task manually.

Go to SAP (WP1) in transaction: /N/PWS/ZYCIT174:

First, click in "Display > Change", and then in "New Entries";



Now, you have to fill the spaces in SAP to update the rate:

- The first field to be filled in SAP is "country key". (For Brazil, it is "BR".)
- The second field to be filled is the "conversion code" can be found in the file from the Banco Central, in the "B" column, for example, the USD rate.
- The third and fourth field "Taxes Begin Validity" and "Tax Final Validity" should be the same, and it should be the present day.
- The "Descript." column is optional, but it can be filled with the name of the currency you are updating.

- The last column, "**Conversion Tax**" should be filled with the same value of sell found in the file from Banco Central, represented by the "F" column;

cotacaoTodasAsMoedas_05072022 (1) - Excel

FILE HOME INSERT PAGE LAYOUT FORMULAS DATA REVIEW VIEW ADD-INS ANALYSIS ANALYSIS DESIGN


Clipboard Font Alignment Number Conditional Formatting Table

A1 5072022

	A	B	C	D	E	F	G	H	I	J	K	L	M	N
1	5072022	5 A	AFN		0,06136	0,06151	87,63	87,83						
2	5072022	9 A	ETB		0,103	0,1036	52,0141	52,3155						
3	5072022	15 A	THB		0,1498	0,1499	35,95	35,98						
4	5072022	20 A	PAB		5,3893	5,3899	1	1						
5	5072022	27 A	VES		0,9701	0,9727	5,5413	5,5552						
6	5072022	30 A	BOB		0,7754	0,7926	6,8	6,95						

New Entries: Overview of Added Entries

Country Key	Conversion Code	Taxes Begin Validity	Tax Final validity	Descript.	Conversion Tax	User Name	Current Date
BR	27	05.07.2022	05.07.2022	BOLÍVAR	0,9727000		

Since the data is corrected, save the changes in  image.

Perform the same for all the currencies that should be updated automatically, but were not updated.


i After the data is corrected and uploaded, you need to advise the Customer Service from Brazil that the rate were not updated automatically, so they can check if there is any exchange rate error on previous billings. You can contact them via e-mail (CS.MercadoInterno@solvy.com) warning that there was an error on the automatic update.

You may also find necessary to contact the IS team to check why the job did not run, so you can contact Thiago Rodrigues (tiago.rodrigues@solvy.com) and also Nathalie Irtani (Nathalie.Irtani@solvy.com).

5.1.3. I DELETE THE WRONG DATA - If necessary.

If the job did not work properly and some rates were wrongly posted, select the line you may delete and click in delete;

Country Key	Conversion Code	Taxes Begin Validity	Tax Final validity	Descript.	Conversion Tax	User Name	Current Date
BR	027	05.07.2022	05.07.2022	BOLÍVAR	0,9571000	OPSCHEDULEBR	05.07.202
		F1	2	05.07.2022	COROA DINAMARQ.	0,7435000	OPSCHEDULEBR 05.07.202
		F3	2	05.07.2022	COROA SUECA	0,5128000	OPSCHEDULEBR 05.07.202
		F4	2	05.07.2022	DÓLAR AUSTRAL.	3,6400000	OPSCHEDULEBR 05.07.202
		F5	2	05.07.2022	DÓLAR CANADENSE	4,1182000	OPSCHEDULEBR 05.07.202
		F6	2	05.07.2022	DÓLAR AMERICANO	5,3038000	OPSCHEDULEBR 05.07.202
		F7	2	05.07.2022	BOLÍVAR	0,9727000	
		F8	2	05.07.2022	FRANCO SUIÇO	5,5213000	OPSCHEDULEBR 05.07.202
		F9	2	05.07.2022	IENE JAPONÊS	0,0390900	OPSCHEDULEBR 05.07.202
		Ctrl+S	2	05.07.2022	LIBRA	6,4224000	OPSCHEDULEBR 05.07.202
		F12	2	05.07.2022	EURO	5,5313000	OPSCHEDULEBR 05.07.202
		Shift+F1					
		Shift+F2					
		Shift+F3					
		Shift+F4					
		Shift+F7					
		Shift+F9					
		Shift+Ctrl+0					
		Shift+F11					
		Shift+F12					
		Ctrl+F2					
		Ctrl+F4					
		Ctrl+F10					

Save the changes in  image and perform the 4.2 to post the correct rate.



Exchange rate data for BR (Brazil) is fed daily into the spreadsheet: TAXA COMEX 2021/2022 below links to access if a conference is needed:

https://docs.google.com/spreadsheets/d/1CQPvYr3PXRvSz7IzuoFFoGPB-0N6n9v_j4H6kuAnv0/edit#gid=620428721

5.2. LBRD - PF1 - Daily

5.2.1. I update the file: Conferência OB08 - TAXAS BRASIL - 2021_2022

When opening the worksheet Conference OB08 - TAXAS BRASIL - 2021_2022, open a tab and name it with the date of the last day and paste the information taken from the bank's website, after that click on the LBRD tab and insert a column after the last column, change the date of the first row, consequently the second row too will change, in the third line change the date in the formula and click on it and drag to the last line to be filled in the column, so the information will be fed. Set the column parameters in the same way as the column last day.

Conferência OB08 - TAXAS BRASIL - 2021_2022

File Edit View Insert Format Data Tools Extensions Help Last edit was 10 minutes ago

75% RS % .0 .00 123 Default (Ari... 10 B I A

ExRt	From	To	Valid from	Exch. Rate
LBRD	CAD	BRL	12.07.2022	4,16210
LBRD	CHF	BRL	12.07.2022	5,51680
LBRD	EUR	BRL	12.07.2022	5,45040
LBRD	GBP	BRL	12.07.2022	6,44410
LBRD	JPY	BRL	12.07.2022	0,03960
LBRD	USD	BRL	12.07.2022	5,41200
LBRD	VES	BRL	12.07.2022	968,90000

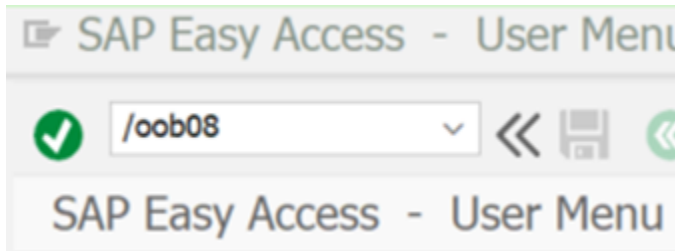
Add 1000 more rows at bottom.

LBRD LBRR 12.07.2022 11.07.2022 08.07.2022 07.07.2022 06.07.2022 05.07.2022 04.07.2022

I go to SAP to check if the rates are correct.

5.2.2. I check the exchange rate - Daily

Access SAP: in TRANSACTION OB08



SELECTION, BY CONTENT

Table View Edit Goto Selection Utilities System Help

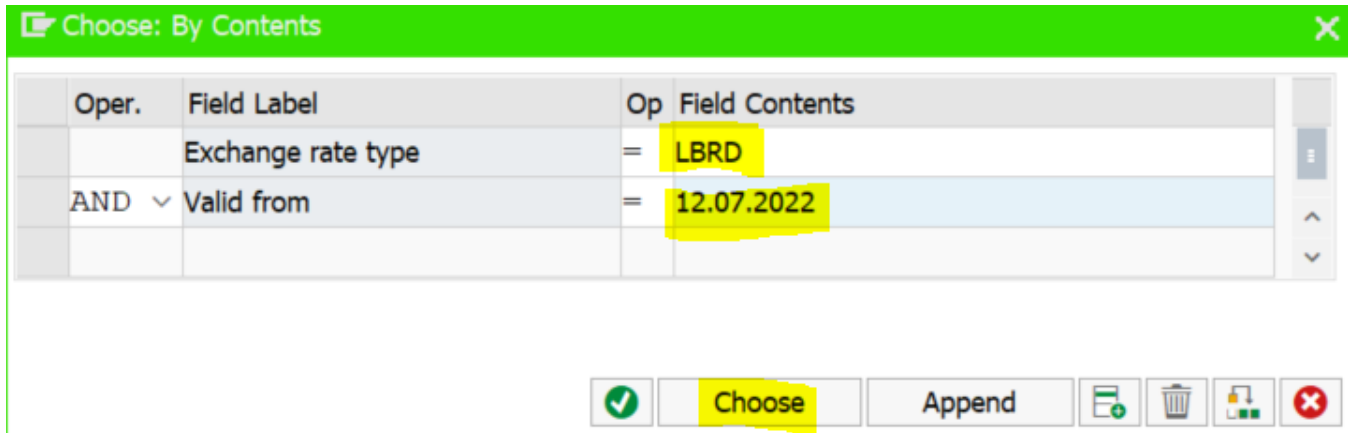
Change View "Current" view

New Entries

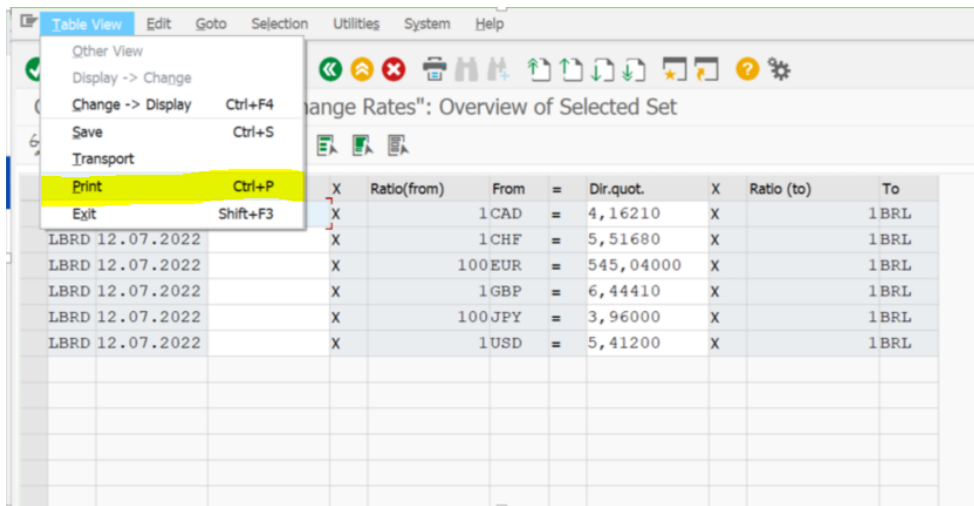
- By Contents...
- All Selected Entries
- All Changed Entries
- All New Entries
- Display Deleted Entries
- All Entries in Request
- All Entries Not in Request
- Everything in BC Set

ExRt	ValidFrom	Indic	From	=	Dir.quot.	X	Ratio (to)	To
EURO	01.01.1800	13,	ATS	=		X		1 EUR
EURO	01.01.1800	40,	BEF	=		X		1 EUR
EURO	01.01.1800	0,95583	1 DEM	=		X		1 EUR
EURO	01.01.1800	166,38600	1 ESP	=		X		1 EUR

Select VALID FROM (LAST DAY and EXCHANGE RATE TYPE (LBRD)



When the rates appear, check if they are correct based on the tab of the respective consultation day, checking if the values in the last column match the values of the report presented. If everything is ok, give a PRINT.



Save the report image, and paste it into the Conferencia OB08 - TAXAS BRASIL – 2021_2022 worksheet, on the LBRD tab.

ExRt	From	To	Valid from	Exch. Rate
LBRD	CAD	BRL	12.07.2022	4,16210
LBRD	CHF	BRL	12.07.2022	5,51680
LBRD	EUR	BRL	12.07.2022	545,04000
LBRD	GBP	BRL	12.07.2022	6,44410
LBRD	JPY	BRL	12.07.2022	3,96000
LBRD	USD	BRL	12.07.2022	5,41200

5.3. LBRD - WP1 - Daily

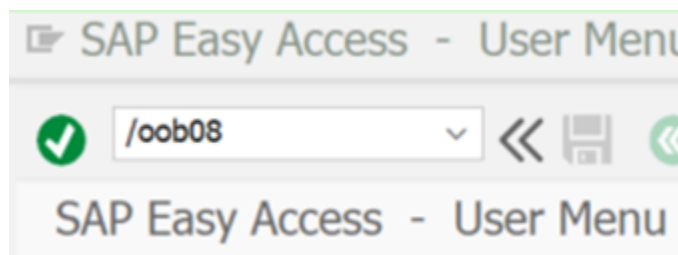
5.3.1. I update the file: Conferência OB08 - TAXAS BRASIL - 2021_2022

When opening the worksheet Conference OB08 - TAXAS BRASIL - 2021_2022, check if it already has a tab with the last day date, and also if a column has already been inserted in the LBRD tab after the last column. If you already have the information entered and configured, just check the information, if you don't have the information, fill it in the same way for PF1 conference.

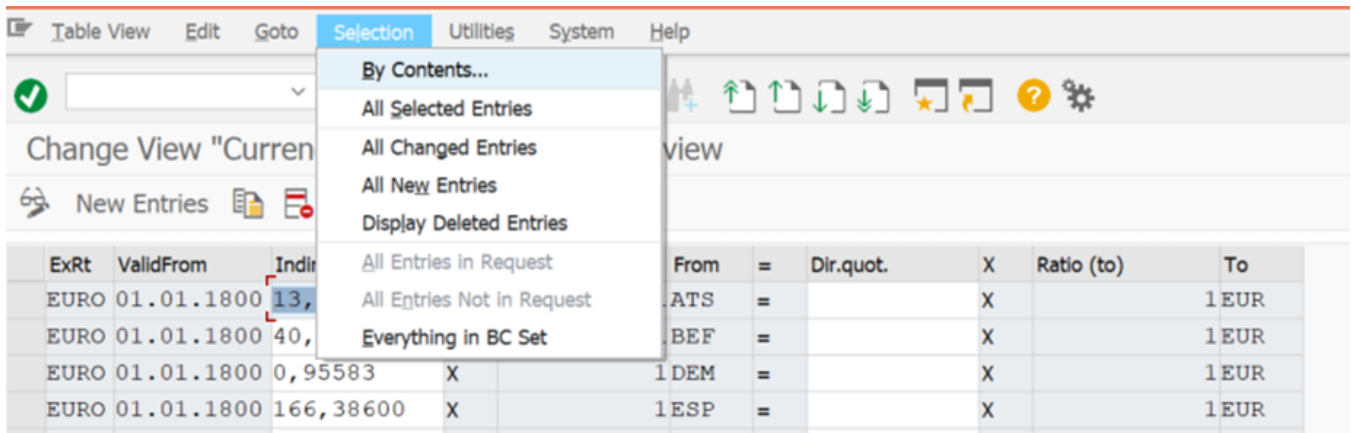
The screenshot shows an Excel spreadsheet titled "Conferência OB08 - TAXAS BRASIL - 2021_2022". The main data table lists exchange rates for various currencies (AUD, CAD, CHF, DKK, EUR, GBP, JPY, SEK, USD, VES) from 2021 to 2022. Below this, there are two tables for exchange rates (PF1) with columns: ExRt, From, To, Valid from, and Exch. Rate. The first table lists rates for CAD, CHF, EUR, GBP, and USD. The second table lists rates for AUD, CAD, CHF, DKK, EUR, GBP, JPY, SEK, USD, and VES. At the bottom, there is a status bar showing the current tab as "LBRD" and the date range from 12.07.2022 to 04.07.2022.

5.3.2. I check the exchange rate - Daily

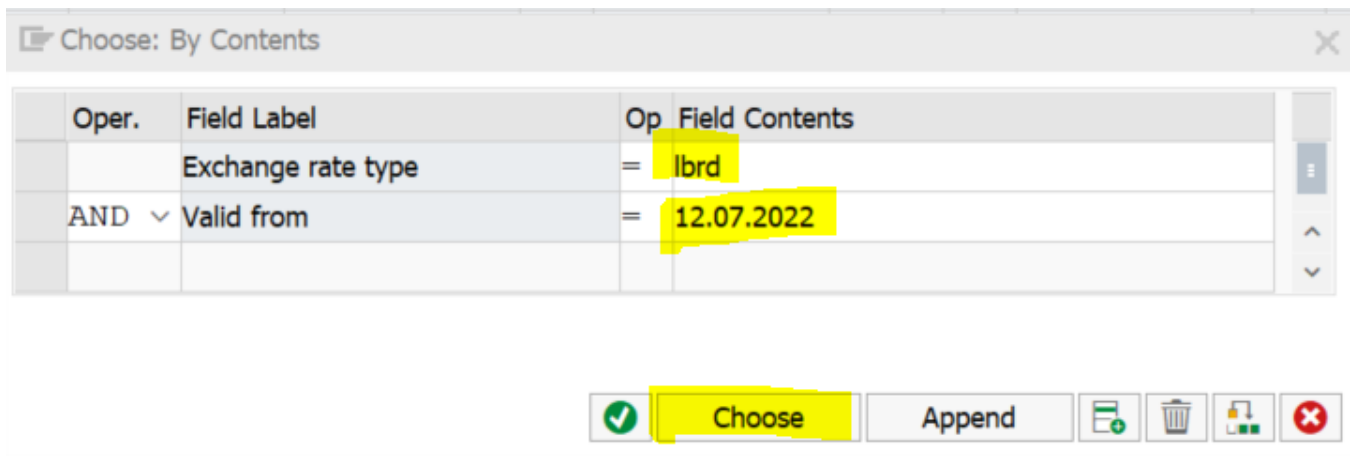
Access SAP: in TRANSACTION OB08



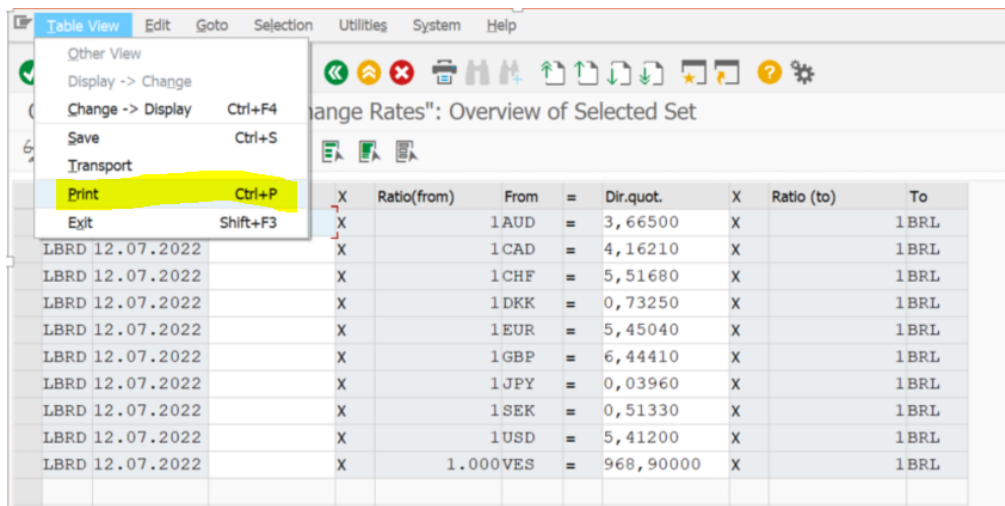
SELECTION, BY CONTENTS



Select VALID FROM (last day) and EXCHANGE RATE TYPE (LBRD)



When the rates appear, check if they are correct based on the tab of the respective consultation day, checking if the values in the last column match the values of the report presented. If everything is ok, give a PRINT.



Save the report image, and paste it into the Conferencia OB08 - TAXAS BRASIL – 2021_2022 worksheet, on the LBRD tab.

ExRt	From	To	Valid from	Exch. Rate
LBRD	AUD	BRL	12.07.2022	3,66500
LBRD	CAD	BRL	12.07.2022	4,16210
LBRD	CHF	BRL	12.07.2022	5,51680
LBRD	DKK	BRL	12.07.2022	0,73250
LBRD	EUR	BRL	12.07.2022	5,45040
LBRD	GBP	BRL	12.07.2022	6,44410
LBRD	JPY	BRL	12.07.2022	0,03960
LBRD	SEK	BRL	12.07.2022	0,51330
LBRD	USD	BRL	12.07.2022	5,41200
LBRD	VES	BRL	12.07.2022	968,90000

5.4. LBRR - PF1 - Daily

5.4.1. I update the file: Conferência OB08 - TAXAS BRASIL - 2021_2022

When opening the worksheet Conferência OB08 - TAXAS BRASIL – 2021_2022, open a tab and name it with the date of the last day and paste the information taken from the bank's website, after that click on the LBRR tab and insert a column after the last column, change the date of the first row, consequently the second line will also change, in the third line change the date in the formula and click on it and drag to the last line to be filled in the column, so the information will be fed. Set the column parameters in the same way as the current day column.

Conferência OB08 - TAXAS BRASIL - 2021_2022 ☆ 📁 🔗

File Edit View Insert Format Data Tools Extensions Help Last edit was 4 hours ago

70% R\$ % .0 .00 123 Abel 12 B I S A

A1 fx

	A	B	C	MR	MS	MT	MU	MV	MW	MX	MY	MZ	NA	NB	NC	ND
1			Cotação Banco Central D-1	01.07.2022	04.07.2022	05.07.2022	06.07.2022	07.07.2022	08.07.2022	11.07.2022	12.07.2022					
2			LBRR Vigência no SAP	01.07.2022	04.07.2022	05.07.2022	06.07.2022	07.07.2022	08.07.2022	11.07.2022	12.07.2022					
3	BR	150	AUD DÓLAR AUSTRALIANO	3,6074000	3,6391000	3,6496000	3,6789000	3,6811000	3,6402000	3,6089000	3,6841000					
4	BR	165	CAD DÓLAR CANADENSE	4,1138000	4,1174000	4,1247000	4,1802000	4,1292000	4,0998000	4,1189000	4,1613000					
5	BR	425	CHF FRANCO SUÍÇO	5,5298000	5,5184000	5,5617000	5,5896000	5,5094000	5,4280000	5,4579000	5,5140000					
6	BR	55	DKK CORDA DINAMARQ	0,7434000	0,7433000	0,7428000	0,7423000	0,7321000	0,7259000	0,7248000	0,7323000					
7	BR	978	EUR EURO	5,5304000	5,5285000	5,5262000	5,5233000	5,4471000	5,4020000	5,3920000	5,4477000					
8	BR	540	GBP LIBRA	6,4013000	6,4201000	6,4305000	6,4857000	6,4323000	6,3882000	6,3847000	6,4428000					
9	BR	470	JPY IENE JAPONÊS	0,0393300	0,0390700	0,0397100	0,0400300	0,0394300	0,0389800	0,0389400	0,0395900					
10	BR	70	SEK CORDA SUECA	0,5139000	0,5124000	0,5119000	0,5143000	0,5083000	0,5048000	0,5048000	0,5131000					
11	BR	220	USD DÓLAR AMERICANO	5,3138000	5,3032000	5,3893000	5,4315000	5,3634000	5,3080000	5,3471000	5,4114000					
12	BR	27	VES BOLIVAR	0,9597000	0,9546000	0,9701000	0,9777000	0,9664000	0,9522000	0,9528000	0,9663000					

WP1

ExRt	From	To	Valid from	Exch. Rate
LBRR	AUD	BRL	12.07.2022	3,66410
LBRR	CAD	BRL	12.07.2022	4,16130
LBRR	CHF	BRL	12.07.2022	5,51400
LBRR	DKK	BRL	12.07.2022	0,73230
LBRR	EUR	BRL	12.07.2022	5,44770
LBRR	GBP	BRL	12.07.2022	6,44280
LBRR	JPY	BRL	12.07.2022	0,03959
LBRR	SEK	BRL	12.07.2022	0,51310
LBRR	USD	BRL	12.07.2022	5,41140
LBRR	VES	BRL	12.07.2022	966,30000

PF1

ExRt	From	To	Valid from	Exch. Rate
LBRR	CAD	BRL	12.07.2022	4,16130
LBRR	CHF	BRL	12.07.2022	5,51400
LBRR	EUR	BRL	12.07.2022	544,77000
LBRR	GBP	BRL	12.07.2022	6,44280
LBRR	JPY	BRL	12.07.2022	3,95900
LBRR	USD	BRL	12.07.2022	5,41140

Add 1000 more rows at bottom.

LBRR LBRR 12.07.2022 11.07.2022 08.07.2022 07.07.2022 06.07.2022 05.07.2022 04.07.2022

Run the transaction ZRATEMOD (system PF1) in order to upload to SAP the Exchange Rate.

In the transaction insert the following information:

- "Valid From" – Enter the date of the last business day.
- "From Currency" – The rate is updated for the following currencies: **CAD, CHF, EUR, GBP, JPY, and USD.**
- "Exch. Rate type" – The type of rate to be modified: **LBRR.**

Enter new exchange rates

Exchange rate / Exchange an amount

Valid from: 12.07.2022

From currency: CAD

To-currency: BRL


Exch.rate type: LBRR

Exchange Rate: []

12.07.2022

1 CAD = 4,16130 1 BRL

Press enter;
The system will inform the actual rate.

After that is necessary just to press  and . The new rate will be assumed by the system:

Do the same process for **CAD, CHF, EUR, GBP, JPY, and USD.**

5.4.2. I check the exchange rate

Access the transaction: **ZRATE**

In the transaction, insert the following information:

- "DATE" – Enter the **last day** exchange rate.
- "From Currency" – The rate is updated for the following currencies: **CAD, CHF, EUR, GBP, JPY, and USD.**
- "To Currency" – The currency for Brazil is **BRL**
- "Exch. Rate type" – The type of rate to be modified: **LBRR.**

And check that the rates are updated correctly.

ZRATE: Conversion and exchange rate

Historical Graph Conversion Factors

Date: 12.07.2022

From currency (foreign c.): CAD

To currency (local c.): BRL

Exchange rate type (M, EURO.): LBRR

Exchange rate: 1,00 CAD

Result (on the current system)

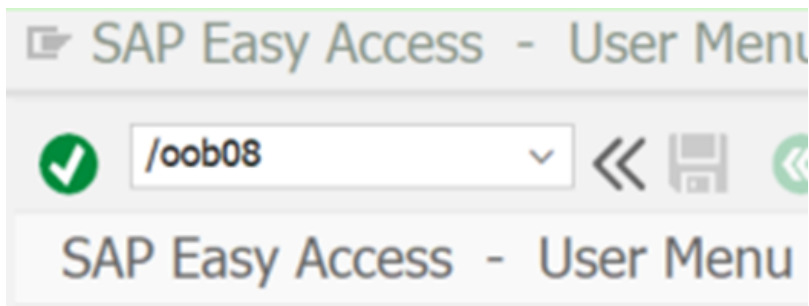
Exchange Rate: 1 CAD = 4,16130 1 BRL

Convert the amount: 1,00 CAD = 4,16 BRL

CD Date	Ratio From	Exchange Rate
WE 13.07.2022	1 CAD =	4,16500
TU 12.07.2022	1 CAD =	4,16130
MO 11.07.2022	1 CAD =	4,11890
FR 08.07.2022	1 CAD =	4,09980
TH 07.07.2022	1 CAD =	4,12920
WE 06.07.2022	1 CAD =	4,16020
TU 05.07.2022	1 CAD =	4,12470
MO 04.07.2022	1 CAD =	4,11740
FR 01.07.2022	1 CAD =	4,11360
TH 30.06.2022	1 CAD =	4,06910

After verifying that the exchange rates are correct, access transaction **OB08**, save the report image and paste it into the **Conferência OB08 - TAXAS BRASIL - 2021_2022** worksheet.

Access SAP: in TRANSACTION OB08



SELECTION, BY CONTENT

Table View Edit Goto Selection Utilities System Help

By Contents...

- All Selected Entries
- All Changed Entries
- All New Entries
- Display Deleted Entries
- All Entries in Request
- All Entries Not in Request
- Everything in BC Set

ExRt	ValidFrom	Indic	From	=	Dir.quot.	X	Ratio (to)	To
EURO	01.01.1800	13,	ATS	=		X		1 EUR
EURO	01.01.1800	40,	BEF	=		X		1 EUR
EURO	01.01.1800	0,95583	1 DEM	=		X		1 EUR
EURO	01.01.1800	166,38600	1 ESP	=		X		1 EUR

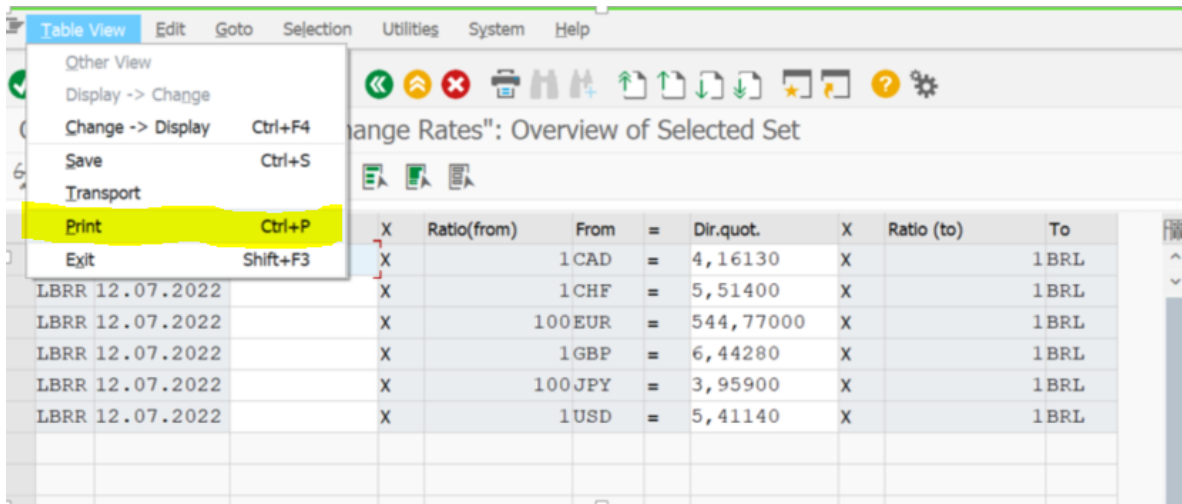
Select VALID FROM (LAST DAY and EXCHANGE RATE TYPE (LBRD)

Choose: By Contents

Oper.	Field Label	Op	Field Contents
	Exchange rate type	=	LBRR
AND	Valid from	=	12.07.2022

Choose Append

When the rates appear, check if they are correct based on the tab of the respective consultation day, checking if the values in the last column match the values of the report presented. If everything is ok, give a PRINT.



Save the report image, and paste it in the Conferencia OB08 - TAXAS BRASIL – 2021_2022 worksheet, on the LBRR tab.

ExRt	From	To	Valid from	Exch. Rate
LBRR	CAD	BRL	12.07.2022	4,16130
LBRR	CHF	BRL	12.07.2022	5,51400
LBRR	EUR	BRL	12.07.2022	544,77000
LBRR	GBP	BRL	12.07.2022	6,44280
LBRR	JPY	BRL	12.07.2022	3,95900
LBRR	USD	BRL	12.07.2022	5,41140

5.5. LBRR - WP1 - Daily

5.5.1. I update the file: [Conferência OB08 - TAXAS BRASIL - 2021_2022](#)

When opening the worksheet Conference OB08 - TAXAS BRASIL - 2021_2022, check if it already has a tab with the last day date, and also if a column has already been inserted in the LBRR tab after the last column. If you already have the information entered and configured, just check the information, if you don't have the information, fill it in the same way for PF1 conference.



70% R\$ % .0 .00 123 Abel 12 B I S A

A	B	C	D	MR	MS	MT	MU	MV	MW	MX	MY	MZ	NA	NB	NC	ND
1			Cotação Banco Central D-1	01.07.2022	04.07.2022	05.07.2022	06.07.2022	07.07.2022	08.07.2022	11.07.2022	12.07.2022					
2	LBRR	Vigência no SAP		01.07.2022	04.07.2022	05.07.2022	06.07.2022	07.07.2022	08.07.2022	11.07.2022	12.07.2022					
3	BR 150	AUD	DÓLAR AUSTRALIANO	3,6074000	3,6391000	3,6498000	3,6788000	3,6611000	3,6402000	3,6088000	3,6641000					
4	BR 165	CAD	DÓLAR CANADENSE	4,1136000	4,1174000	4,1247000	4,1602000	4,1292000	4,0996000	4,1189000	4,1613000					
5	BR 425	CHF	FRANCO SUÍÇO	5,5208000	5,5184000	5,5617000	5,5855000	5,5094000	5,4280000	5,4579000	5,5140000					
6	BR 55	DKK	COROA DINAMARQ.	0,7434000	0,7433000	0,7428000	0,7423000	0,7321000	0,7259000	0,7248000	0,7323000					
7	BR 978	EUR	EURO	5,5304000	5,5286000	5,5262000	5,5233000	5,4471000	5,4020000	5,3920000	5,477000					
8	BR 540	GBP	LIBRA	6,4013000	6,4201000	6,4305000	6,4657000	6,4323000	6,3882000	6,3847000	6,4428000					
9	BR 470	JPY	YENE JAPONÊS	0,0393300	0,0390700	0,0397100	0,0400300	0,0394300	0,0389800	0,0389400	0,0395900					
10	BR 70	SEK	COROA SUECA	0,5139000	0,5124000	0,5119000	0,5143000	0,5083000	0,5048000	0,5048000	0,5131000					
11	BR 220	USD	DÓLAR AMERICANO	5,3138000	5,3032000	5,3893000	5,4315000	5,3634000	5,3080000	5,3471000	5,4114000					
12	BR 27	VES	BOLIVAR	0,9597000	0,9546000	0,9701000	0,9777000	0,9664000	0,9522000	0,9528000	0,9653000					

WP1	ExRt	From	To	Valid from	Exch. Rate
	LBRR	AUD	BRL	12.07.2022	3,66410
	LBRR	CAD	BRL	12.07.2022	4,16130
	LBRR	CHF	BRL	12.07.2022	5,51400
	LBRR	DKK	BRL	12.07.2022	0,73230
	LBRR	EUR	BRL	12.07.2022	5,44770
	LBRR	GBP	BRL	12.07.2022	6,44280
	LBRR	JPY	BRL	12.07.2022	0,03959
	LBRR	SEK	BRL	12.07.2022	0,51310
	LBRR	USD	BRL	12.07.2022	5,41140
	LBRR	VES	BRL	12.07.2022	966,30000

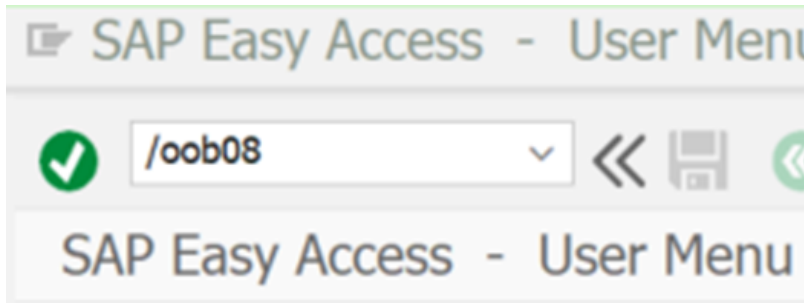
PF1	ExRt	From	To	Valid from	Exch. Rate
	LBRR	CAD	BRL	12.07.2022	4,16130
	LBRR	CHF	BRL	12.07.2022	5,51400
	LBRR	EUR	BRL	12.07.2022	544,77000
	LBRR	GBP	BRL	12.07.2022	6,44280
	LBRR	JPY	BRL	12.07.2022	3,95900
	LBRR	USD	BRL	12.07.2022	5,41140

Add 1000 more rows at bottom.

LBRR 12.07.2022 11.07.2022 08.07.2022 07.07.2022 06.07.2022 05.07.2022 04.07.2022

5.5.2. I check the exchange rate - Daily

Access SAP: in TRANSACTION OB08



SELECTION, BY CONTENTS

ExRt	ValidFrom	Indic	From	=	Dir.quot.	X	Ratio (to)	To
EURO	01.01.1800	13	ATS	=		X		1 EUR
EURO	01.01.1800	40	BEF	=		X		1 EUR
EURO	01.01.1800	0,95583	1 DEM	=		X		1 EUR
EURO	01.01.1800	166,38600	1 ESP	=		X		1 EUR

Select VALID FROM (LAST DAY) and EXCHANGE RATE TYPE (LBRR)

Choose: By Contents

Oper.	Field Label	Op	Field Contents
	Exchange rate type	=	LBRR
AND	Valid from	=	12.07.2022

Choose Append

When the rates appear, check if they are correct based on the tab of the respective consultation day, checking if the values in the last column match the values of the report presented. If everything is ok, give a PRINT.

Table View Edit Goto Selection Utilities System Help

Other View
 Display -> Change
 Change -> Display Ctrl+F4
 Save Ctrl+S
 Transport
 Print Ctrl+P
 Exit Shift+F3

Exchange Rates": Overview of Selected Set

X	Ratio(from)	From	=	Dir.quot.	X	Ratio (to)	To
X		1AUD	=	3,66410	X		1BRL
X		1CAD	=	4,16130	X		1BRL
X		1CHF	=	5,51400	X		1BRL
X		1DKK	=	0,73230	X		1BRL
X		1EUR	=	5,44770	X		1BRL
X		1GBP	=	6,44280	X		1BRL
X		1JPY	=	0,03959	X		1BRL
X		1SEK	=	0,51310	X		1BRL
X		1USD	=	5,41140	X		1BRL
X		1.000VES	=	966,30000	X		1BRL

Save the report image, and paste it in the Conferencia OB08 - TAXAS BRASIL – 2021_2022 worksheet, on the LBRR tab.

ExRt	From	To	Valid from	Exch. Rate
LBRR	AUD	BRL	12.07.2022	3,66410
LBRR	CAD	BRL	12.07.2022	4,16130
LBRR	CHF	BRL	12.07.2022	5,51400
LBRR	DKK	BRL	12.07.2022	0,73230
LBRR	EUR	BRL	12.07.2022	5,44770
LBRR	GBP	BRL	12.07.2022	6,44280
LBRR	JPY	BRL	12.07.2022	0,03959
LBRR	SEK	BRL	12.07.2022	0,51310
LBRR	USD	BRL	12.07.2022	5,41140
LBRR	VES	BRL	12.07.2022	966,30000

6. I update the rate - Monthly.

6.1. I RETRIEVE THE DATA

Access the website: <https://www.bcb.gov.br/estabilidadefinanceira/historicocotacoes>

Click on the first option of quotes, enter the start and end date of the last month, and choose the currency, then click on search. Do this for the following currencies: USD(Dollar), EUR(Euro), CAD(Canada Dollar), GBP, JPY(Yen), CHF(Swiss Franc). Each time will generate a file, download it to the notebook.

Cotações e boletins

Selecione a opção desejada:

Cotações de fechamento de uma moeda em um período.
 Cotações de fechamento de todas as moedas em uma data.
 Boletins intermediários de taxas de câmbio em uma data.

Informe os parâmetros da pesquisa:

Data Inicial: 01/06/2022
Data Final: 30/06/2022
Moeda: DOLAR DOS EUA

Pesquisar

Cotações e boletins

Cotações de Fechamento Ptax^{4/} do DOLAR DOS EUA, Código da Moeda: 220, Símbolo da Moeda: USD, Tipo da Moeda: A, período de 01/06/2022 a 30/06/2022.

Clique para obter a tabela completa (CSV - 2 KB)

Data	Tipo	Cotações em Real ^{1/}	
		Compra	Venda
01/06/2022	A	4,7759	4,7765
02/06/2022	A	4,7873	4,7879
03/06/2022	A	4,7950	4,7956
06/06/2022	A	4,7833	4,7839
07/06/2022	A	4,8903	4,8909
08/06/2022	A	4,8705	4,8711

CotacoesMoedasP...csv

6.2. LBRS - PF1 - Monthly

6.2.1. I update the file: TCURR-LBRS MENSAL 2022

Open the spreadsheet: [TCURR-LBRS MENSAL 2022](#). Create a copy of the last month, open it and delete all the information to insert the information for the desired month.

Open the downloaded file in the notebook, select and copy the information from columns A(date), C(type) and F(sale). paste it in the respective columns of the worksheet.

CotacoesMoedasPeriodo (9) - Excel

FILE HOME INSERT PAGE LAYOUT FORMULAS DATA REVIEW VIEW ADD-INS ANALYSIS ANALYSIS D Faria-EXT...

Clipboard Font Alignment Number Styles Cells Editing

F1 = 4,7765

	A	B	C	D	E	F	G	H	I	J
1	1062022	220 A	USD	4,7759	4,7765	1	1			
2	2062022	220 A	USD	4,7873	4,7879	1	1			
3	3062022	220 A	USD	4,795	4,7956	1	1			
4	6062022	220 A	USD	4,7833	4,7839	1	1			
5	7062022	220 A	USD	4,8903	4,8909	1	1			
6	8062022	220 A	USD	4,8705	4,8711	1	1			
7	9062022	220 A	USD	4,8945	4,8951	1	1			
8	10062022	220 A	USD	4,983	4,9836	1	1			
9	13062022	220 A	USD	5,1027	5,1033	1	1			
10	14062022	220 A	USD	5,1197	5,1203	1	1			
11	15062022	220 A	USD	5,1113	5,1119	1	1			
12	17062022	220 A	USD	5,1307	5,1313	1	1			
13	20062022	220 A	USD	5,1635	5,1641	1	1			
14	21062022	220 A	USD	5,1456	5,1462	1	1			
15	22062022	220 A	USD	5,1503	5,1509	1	1			
16	23062022	220 A	USD	5,1827	5,1833	1	1			
17	24062022	220 A	USD	5,2328	5,2334	1	1			
18	27062022	220 A	USD	5,2208	5,2214	1	1			
19	28062022	220 A	USD	5,2173	5,2179	1	1			
20	29062022	220 A	USD	5,2262	5,2268	1	1			
21	30062022	220 A	USD	5,2374	5,238	1	1			
22										
23										

CotacoesMoedasPeriodo (9)

Paste it in the respective columns of the worksheet.

CURRIBS MENSAL 2022 (Compatibility Mode) - Excel

FILE HOME INSERT PAGE LAYOUT FORMULAS DATA REVIEW VIEW ADD-INS ANALYSIS ANALYSIS DESIGN Faria-EXTERNAL, Carolina

Clipboard Font Alignment Number Styles Cells Editing

5,238

	DOLAR		EURO		DOLAR CANADA			GBP		JPY (IENE)			CHF (FF)			
	Data	Tipo	Cotações em Real ^{1/}	Data	Tipo	Cotações em Real ^{1/}	Data	Tipo	Cotações em Real ^{1/}	Data	Tipo	Cotações em Real ^{1/}	Data	Tipo		
			Compra			Compra			Compra			Compra				
			Venda			Venda			Venda			Venda				
5	1062022 A		4,7765	1062022 B		5,0851	1062022 A		3,7896	1062022 A		5,9573	1062022 A		0,03672	1062022 A
6	2062022 A		4,7879	2062022 B		5,1393	2062022 A		3,8048	2062022 A		6,0131	2062022 A		0,03688	2062022 A
7	3062022 A		4,7956	3062022 B		5,1375	3062022 A		3,8112	3062022 A		5,9921	3062022 A		0,03663	3062022 A
8	6062022 A		4,7839	6062022 B		5,1183	6062022 A		3,8064	6062022 A		6,0024	6062022 A		0,03637	6062022 A
9	7062022 A		4,8909	7062022 B		5,2323	7062022 A		3,8981	7062022 A		6,1606	7062022 A		0,0369	7062022 A
10	8062022 A		4,8711	8062022 B		5,2325	8062022 A		3,89	8062022 A		6,1191	8062022 A		0,03634	8062022 A
11	9062022 A		4,8951	9062022 B		5,2167	9062022 A		3,8693	9062022 A		6,1247	9062022 A		0,03651	9062022 A
12	10062022 A		4,9836	10062022 B		5,2432	10062022 A		3,8992	10062022 A		6,1438	10062022 A		0,03714	10062022 A
13	13062022 A		5,1033	13062022 B		5,3263	13062022 A		3,9717	13062022 A		6,2112	13062022 A		0,03805	13062022 A
14	14062022 A		5,1203	14062022 B		5,3343	14062022 A		3,9594	14062022 A		6,1515	14062022 A		0,03796	14062022 A
15	15062022 A		5,1119	15062022 B		5,3108	15062022 A		3,9401	15062022 A		6,165	15062022 A		0,03801	15062022 A
16	17062022 A		5,1313	17062022 B		5,375	17062022 A		3,9317	17062022 A		6,2617	17062022 A		0,03797	17062022 A
17	20062022 A		5,1641	20062022 B		5,443	20062022 A		3,9788	20062022 A		6,3271	20062022 A		0,03825	20062022 A
18	21062022 A		5,1462	21062022 B		5,4292	21062022 A		3,981	21062022 A		6,3175	21062022 A		0,03777	21062022 A
19	22062022 A		5,1509	22062022 B		5,4507	22062022 A		3,9821	22062022 A		6,3243	22062022 A		0,03786	22062022 A
20	23062022 A		5,1833	23062022 B		5,444	23062022 A		3,9933	23062022 A		6,3449	23062022 A		0,03848	23062022 A
21	24062022 A		5,2334	24062022 B		5,5185	24062022 A		4,0509	24062022 A		6,423	24062022 A		0,0387	24062022 A
22	27062022 A		5,2214	27062022 B		5,5357	27062022 A		4,057	27062022 A		6,4255	27062022 A		0,0386	27062022 A
23	28062022 A		5,2179	28062022 B		5,4971	28062022 A		4,0505	28062022 A		6,3664	28062022 A		0,03831	28062022 A
24	29062022 A		5,2268	29062022 B		5,4772	29062022 A		4,0641	29062022 A		6,3532	29062022 A		0,0383	29062022 A
25	30062022 A		5,2380	30062022 B		5,4842	30062022 A		4,0699	30062022 A		6,3726	30062022 A		0,0386	30062022 A
26																
27																
28																
29																
30			Average=	5,04921		Average=	5,33471		Average=	3,94186		Average=	6,21700		Average=	0,03764
31																
32																
33																
34																
35																

06_2022 07_2022

Pasting the necessary information and filling in the table with the average rates of each currency in the spreadsheet.

TCURR-LBRS MENSAL 2022 [Compatibility Mode] - Excel

Faria-EXTERNAL, Carolina

DOLAR			EURO			DOLAR CANADA			GBP			JPY (IENE)			CHF (FRANCO SUIÇO)					
Data	Tipo	Cotações em Real*	Data	Tipo	Cotações em Real*	Data	Tipo	Cotações em Real*	Data	Tipo	Cotações em Real*	Data	Tipo	Cotações em Real*	Data	Tipo	Cotações em Real*			
Compra	Venda		Compra	Venda		Compra	Venda		Compra	Venda		Compra	Venda		Compra	Venda				
5	1062022	A	4,7765	1062022	B	5,0851	1062022	A	3,7696	1062022	A	5,9573	1062022	A	0,03672	1062022	A	4,9528		
6	2062022	A	4,7079	2062022	B	5,1393	2062022	A	3,8048	2062022	A	6,0131	2062022	A	0,03688	2062022	A	4,9621		
7	3062022	A	4,7556	3062022	B	5,1375	3062022	A	3,8112	3062022	A	5,9921	3062022	A	0,03663	3062022	A	4,9773		
8	6062022	A	4,7839	6062022	B	5,1183	6062022	A	3,8064	6062022	A	6,0024	6062022	A	0,03637	6062022	A	4,9369		
9	7062022	A	4,8909	7062022	B	5,2323	7062022	A	3,8981	7062022	A	6,1606	7062022	A	0,03669	7062022	A	5,0261		
10	8062022	A	4,8711	8062022	B	5,2325	8062022	A	3,89	8062022	A	6,1191	8062022	A	0,03634	8062022	A	4,9965		
11	9062022	A	4,8951	9062022	B	5,2167	9062022	A	3,8693	9062022	A	6,1247	9062022	A	0,03651	9062022	A	5,0073		
12	10062022	A	4,9836	10062022	B	5,2432	10062022	A	3,8992	10062022	A	6,1438	10062022	A	0,03714	10062022	A	5,0416		
13	13062022	A	5,1033	13062022	B	5,3263	13062022	A	3,9717	13062022	A	6,2112	13062022	A	0,03805	13062022	A	5,1202		
14	14062022	A	5,1263	14062022	B	5,3343	14062022	A	3,9594	14062022	A	6,1515	14062022	A	0,03796	14062022	A	5,1111		
15	15062022	A	5,1119	15062022	B	5,3108	15062022	A	3,9401	15062022	A	6,165	15062022	A	0,03801	15062022	A	5,1012		
16	17062022	A	5,1313	17062022	B	5,375	17062022	A	3,9317	17062022	A	6,2617	17062022	A	0,03797	17062022	A	5,2813		
17	20062022	A	5,1641	20062022	B	5,443	20062022	A	3,9788	20062022	A	6,3271	20062022	A	0,03825	20062022	A	5,3486		
18	21062022	A	5,1462	21062022	B	5,4292	21062022	A	3,981	21062022	A	6,3175	21062022	A	0,03777	21062022	A	5,3284		
19	22062022	A	5,1509	22062022	B	5,4507	22062022	A	3,9821	22062022	A	6,3243	22062022	A	0,03786	22062022	A	5,3572		
20	23062022	A	5,1833	23062022	B	5,444	23062022	A	3,9933	23062022	A	6,3449	23062022	A	0,03848	23062022	A	5,3948		
21	24062022	A	5,2334	24062022	B	5,5165	24062022	A	4,0509	24062022	A	6,423	24062022	A	0,0387	24062022	A	5,4697		
22	27062022	A	5,2214	27062022	B	5,5357	27062022	A	4,057	27062022	A	6,4255	27062022	A	0,0386	27062022	A	5,4663		
23	28062022	A	5,2179	28062022	B	5,4971	28062022	A	4,0505	28062022	A	6,3664	28062022	A	0,03831	28062022	A	5,4569		
24	29062022	A	5,2268	29062022	B	5,4772	29062022	A	4,0641	29062022	A	6,3532	29062022	A	0,0383	29062022	A	5,4794		
25	30062022	A	5,2380	30062022	B	5,4842	30062022	A	4,0699	30062022	A	6,3726	30062022	A	0,0386	30062022	A	5,4848		
26																				
27			Average=	5,04921		Average=	5,33471		Average=	3,94186		Average=	6,21700		Average=	0,03764		Average=	5,20621	
28																				
29																				
30																				
31																				
32																				
33																				
34																				
35																				
36																				
37																				
38																				
39																				
40																				
41																				
42																				
43																				
44																				

After, run the transaction **ZRTEMOD** (system **PF1**) in order to upload to SAP the Exchange Rate.

In the transaction insert the following information:

- "Valid From" – Enter the previous business day's exchange rate.
- "From Currency" – The rate is updated for the following LBRS currencies: **CAD, CHF, EUR, GBP, JPY** and **USD**.
- "Exch. Rate type" – The type of rate to be modified: **LBRS**.

ZRTEMOD

Enter new exchange rates

Exchange rate / Exchange an amount

Valid from: 01.07.2022

From currency: USD



To-currency: BRL

Exch.rate type: LBRS

Exchange Rate: 5,04921

1 USD = 5,04921 1 BRL

Press enter;
The system will inform the actual rate.

After that is necessary just to press  and . The new rate will be assumed by the system:

Do the same process for **CAD, CHF, EUR, GBP, JPY** and **USD**.

6.2.2. I check the exchange rate

Access the transaction: **ZRATE**

In the transaction, insert the following information:

- "DATE" – Enter the **FIRST DAY OF THE CURRENT MONTH** exchange rate
- "From Currency" – The rate is updated for the following currencies: **CAD, CHF, EUR, GBP, JPY** and **USD**.
- "To Currency" – The currency for Brazil is **BRL**
- "Exch. Rate type" – The type of rate to be modified: **LBRS**.

And check that the rates are updated correctly.

ZRATE: Conversion and exchange rate

Historical Graph Conversion Factors

Date: 01.07.2022

From currency (foreign c.): USD

To currency (local c.): BRL

Exchange rate type (M, EURO.): LBRS

Exchange rate type (M, EURO.): 1,00 USD

Result (on the current system)

Exchange Rate	1 USD =	5,04921	·	1 BRL
Convert the amount	1,00 USD =			5,05 BRL

CD	Date	Ratio From	Exchange Rate R
FR	01.07.2022	1 USD =	5,04921
WE	01.06.2022	1 USD =	4,95505
SU	01.05.2022	1 USD =	4,75802
FR	01.04.2022	1 USD =	4,96838
TU	01.03.2022	1 USD =	5,19658
TU	01.02.2022	1 USD =	5,53410
SA	01.01.2022	1 USD =	5,65139

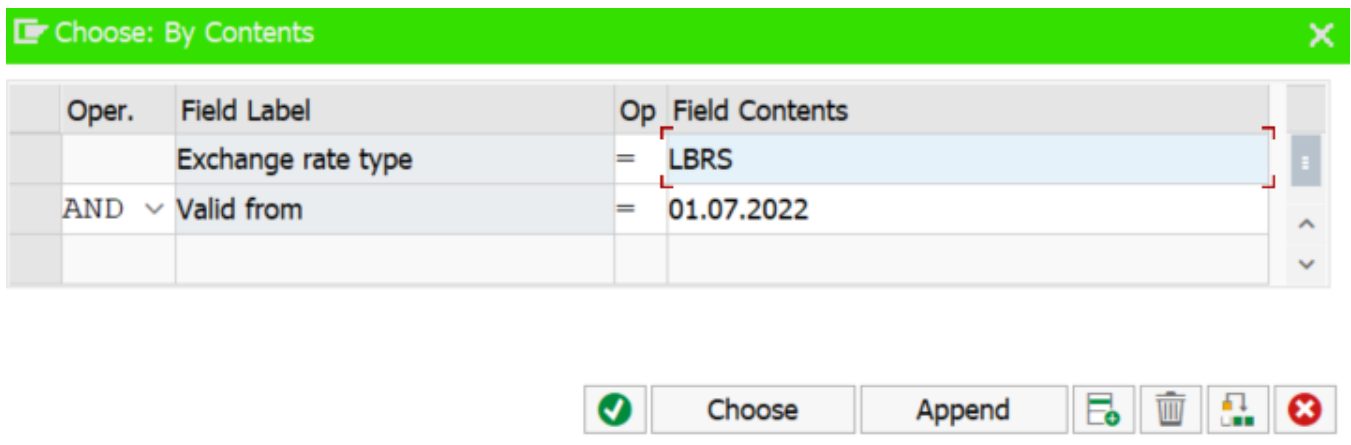
After verifying that the exchange rates are correct, access transaction **OB08**, save the report image and paste it into the **TCURR-LBRS MENSAL 2022** worksheet.

Access transaction **OB08**

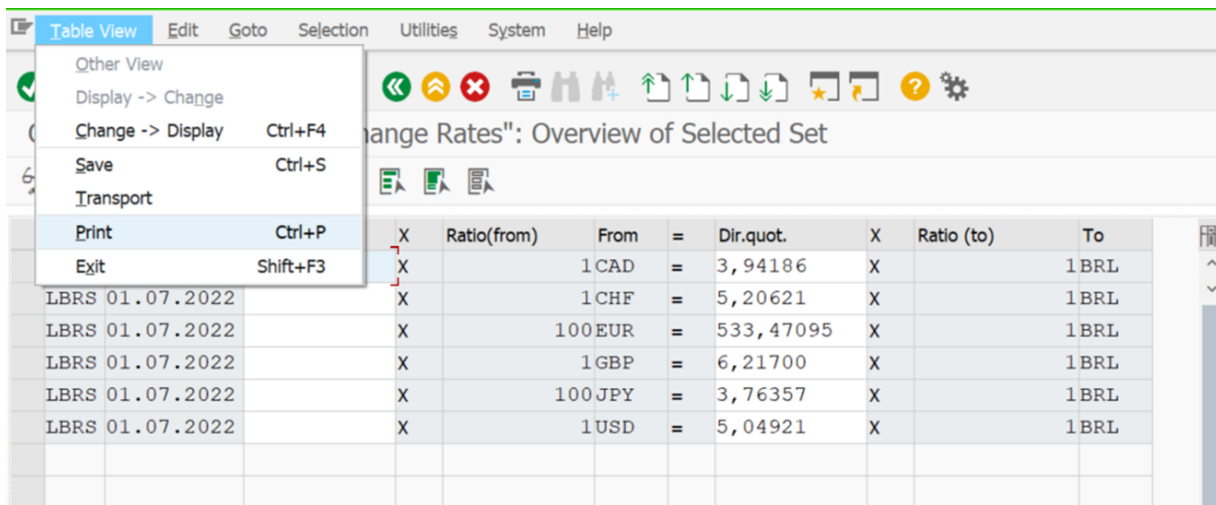
Click in SELECTION, BY CONTENTS:

From	=	Dir.quot.	X	Ratio (to)	To
ATS	=		X		1 EUR
BEF	=		X		1 EUR
DEM	=		X		1 EUR
ESP	=		X		1 EUR

Select VALID FROM (date of day) e EXCHANGE RATE TYPE (LBRS)



When the rates appear, check if they are correct based on the print of the rates extracted from the link mentioned above, if everything is ok, give a PRINT.



Save the report image, and paste it in the [TCURR-LBRS MENSAL 2022](#) spreadsheet.

ExRt	From	To	Valid from	Exch. Rate
LBRS	CAD	BRL	01.07.2022	3,94186
LBRS	CHF	BRL	01.07.2022	5,20621
LBRS	EUR	BRL	01.07.2022	533,47095
LBRS	GBP	BRL	01.07.2022	6,21700
LBRS	JPY	BRL	01.07.2022	3,76357
LBRS	USD	BRL	01.07.2022	5,04921

6.3. LBRS - WP1 - Monthly

6.3.1. I update the file: [TCURR-LBRS MENSAL 2022](#)

Open the worksheet: TCURR-LBRS MONTHLY 2022, check that the information is filled in correctly, because for WP1, it is the same for PF1. After pasting the necessary information and filling the table with the average rates of each currency in the spreadsheet, execute transaction ZRATEMOD (WP1 system) to upload the Exchange rate to SAP.

The screenshot shows an Excel spreadsheet titled 'TCURR-LBRS MENSAL 2022'. It contains data for exchange rates of various currencies against the Brazilian Real (BRL). The currencies listed are DOLAR, EURO, DOLAR CANADA, GBP, JPY (IENE), and CHF (FRANCO SUÍÇO). Each currency has a table of data with columns for Date, Tipo, and Cotações em Real. Summary rows at the bottom of each table show the average rate. Below the spreadsheet, there are two tables: one for 'ExRt From To Valid from Exch. Rate' and another for 'PF1' with columns for currency and rate.

After, run the transaction **ZRATEMOD** (system **WP1**) in order to upload to SAP the Exchange Rate.

In the transaction insert the following information:

- "Valid From" – Enter the exchange rate for the first day of the current month..
- "From Currency" – The rate is updated for the following currencies: **EUR** and **USD**.
- "Exch. Rate type" – The type of rate to be modified: **LBRS**.

The screenshot shows the SAP ZRATEMOD transaction screen. The screen displays the 'Enter new exchange rates' dialog box. The fields are filled with the following information: Valid from: 01.07.2022, From currency: USD, To-currency: BRL, Exch.rate type: LBRS, and Exchange Rate: 5,04921. The screen also shows a summary of the exchange rate: 1 USD = 5,04921 1 BRL.

Press enter;
The system will inform the actual rate.

After that is necessary just to press  and . The new rate will be assumed by the system:

Do the same process for **EUR** and **USD**.

6.3.2. I check the exchange rate

Access the transaction: **ZRATE**

In the transaction, insert the following information:

- "DATE" – Enter the **FIRST DAY OF THE CURRENT MONTH** exchange rate
- "From Currency" – The rate is updated for the following currencies: **EUR** and **USD**.
- "To Currency" – The currency for Brazil is **BRL**
- "Exch. Rate type" – The type of rate to be modified: **LBRS**.

And check that the rates are updated correctly.

The screenshot shows the SAP ZRATE transaction interface. The 'Date' field is set to 01.07.2022. The 'From currency (foreign c.)' is USD, and the 'To currency (local c.)' is BRL. The 'Exchange rate type (M, EURO..)' is LBRS. Below the input fields, there is a table showing the result of the conversion:

Result (on the current system)			
Exchange Rate	1 USD	=	5,04921 BRL
Convert the amount	1,00 USD	=	5,05 BRL

On the right side, there is a list of historical exchange rates:

CD Date	Ratio From	Exchange Rate	Ratio To
FR 01.07.2022	1 USD	= 5,04921	1 BRL
WE 01.06.2022	1 USD	= 4,95505	1 BRL
SU 01.05.2022	1 USD	= 4,75802	1 BRL
FR 01.04.2022	1 USD	= 4,96838	1 BRL
TU 01.03.2022	1 USD	= 5,19658	1 BRL
TU 01.02.2022	1 USD	= 5,53410	1 BRL
SA 01.01.2022	1 USD	= 5,65139	1 BRL

After verifying that the exchange rates are correct, access transaction **OB08**, save the report image and paste it into the **TCURR-LBRS MENSAL 2022** worksheet.

Access transaction **OB08**

The screenshot shows the SAP OB08 transaction interface. The title bar reads 'Change View "Currency Exchange Rates"'. The main area shows a search field with the entry '/oob08'. Below the search field, there is a table with columns: ExRt, ValidFrom, Indir, and To. The table contains several rows of data for different currencies and their exchange rates.

ExRt	ValidFrom	Indir	To
EURO	01.01.1800	13,	
EURO	01.01.1800	40,	
EURO	01.01.1800	0,95583	X 1 DEM = X 1 EUR
EURO	01.01.1800	166,38600	X 1 ESP = X 1 EUR

Click in **SELECTION, BY CONTENTS:**

The screenshot shows the SAP OB08 transaction interface with the 'SELECTION, BY CONTENTS' menu open. The menu options are:

- By Contents...
- All Selected Entries
- All Changed Entries
- All New Entries
- Display Deleted Entries
- All Entries in Request
- All Entries Not in Request
- Everything in BC Set

The background shows the same table as in the previous screenshot, but with the menu overlay.

Select **VALID FROM** (date of day) e **EXCHANGE RATE TYPE** (LBRS)

Choose: By Contents

Oper.	Field Label	Op	Field Contents
	Exchange rate type	=	LBRS
AND	Valid from	=	01.07.2022

Buttons: [Checkmark] Choose [Append] [Add] [Delete] [Print] [Close]

When the rates appear, check if they are correct based on the print of the rates extracted from the link mentioned above, if everything is ok, give a PRINT.

Table View | Edit | Goto | Selection | Utilities | System | Help

Other View
 Display -> Change
 Change -> Display Ctrl+F4
 Save Ctrl+S
 Transport
 Print Ctrl+P
 Exit Shift+F3

Exchange Rates": Overview of Selected Set

X	Ratio(from)	From	=	Dir.quot.	X	Ratio (to)	To
X		1AUD	=	3,54499	X		1BRL
X		1CAD	=	3,94186	X		1BRL
X		1CHF	=	5,20621	X		1BRL
X		1EUR	=	5,33470	X		1BRL
X		1GBP	=	6,21700	X		1BRL
X		1JPY	=	0,03764	X		1BRL
X		1USD	=	5,04921	X		1BRL
X		1.000VES	=	949,46190	X		1BRL

Save the report image, and paste it in the TCURR-LBRS MENSAL 2022 spreadsheet.

ExRt	From	To	Valid from	Exch. Rate
LBRS	AUD	BRL	01.07.2022	3,54499
LBRS	CAD	BRL	01.07.2022	3,94186
LBRS	CHF	BRL	01.07.2022	5,20621
LBRS	EUR	BRL	01.07.2022	5,33470
LBRS	GBP	BRL	01.07.2022	6,21700
LBRS	JPY	BRL	01.07.2022	0,03764
LBRS	USD	BRL	01.07.2022	5,04921
LBRS	VES	BRL	01.07.2022	949,46190



Exchange rate data for BR (Brazil) are entered daily in a spreadsheet, follow the link for access if a conference is required: [Conference OB08 - TAXAS BRASIL - 2021_2022](#) , and [TCURR-LBRS MENSAL 2022](#)

End of document.