

CL - Exchange Rate update

Tasks to be completed when documenting an operation (from creation to publication)

1. Enter the **Title of the operation / page**

2. Add the following Labels:

- Scope of applicability: `ww`, `country_accounting`
- Country or group of countries (if applicable): `belux`, `china`, `france`, `italy`, `lam`, `nam,uk_ie`, `bulgaria`, `dach`, `netherlands`, `iberia`, `poland`, `latvia`, `australia`, `india`, `japan`, `south_korea`, `thailand`, `singapore`, `new_zealand`, `emea_transversal`, `apac_transversal`
- Unit and Domain according to the [List of labels to be used in the Finance Service Line space](#)
 - E.g. 1: WW Operation in Financial Accounting under domain "Central Finance Processes & Compliance":
 - Labels to be used: ***ww***, ***financial_accounting***, ***central_fin_proc_compliance***
 - E.g. 2: France Operation in Financial Accounting:
 - Labels to be used: ***country_accounting***, ***france***, ***financial_accounting***
(for country operations, the Domain is always `country_accounting`)

3. Fill in all fields as described above

4. Name the title of each section using OPD methodology naming convention - **Infinitive verb without the "to", mainly action verb...something) - " I do something..."**

5. Once the description of the operation is completed, ensure it is approved and published by launching the [SBS-Finance approval workflow](#)

Domain: Country Accounting

Responsibility area: N/A

Table of contents

- [Tasks to be completed when documenting an operation \(from creation to publication\)](#)
- [1. Enter the Title of the operation / page](#)
- [2. Add the following Labels:](#)
 - [Scope of applicability: `ww`, `country_accounting`](#)
 - [Country or group of countries \(if applicable\): `belux`, `china`, `france`, `italy`, `lam`, `nam,uk_ie`, `bulgaria`, `dach`, `netherlands`, `iberia`, `poland`, `latvia`, `australia`, `india`, `japan`, `south_korea`, `thailand`, `singapore`, `new_zealand`, `emea_transversal`, `apac_transversal`](#)
 - [Unit and Domain according to the List of labels to be used in the Finance Service Line space](#)
- [3. Fill in all fields as described above](#)
- [4. Name the title of each section using OPD methodology naming convention - Infinitive verb without the "to", mainly action verb...something\) - " I do something..."](#)
- [5. Once the description of the operation is completed, ensure it is approved and published by launching the SBS-Finance approval workflow](#)
- [Table of contents](#)
- [1. Objective and Scope](#)
 - [1.1. Objective of this Operation](#)
 - [1.2. Scope](#)
- [2. Definitions](#)
- [3. Tasks description](#)
- [4. Periodicity](#)

- 5. I UPDATE THE RATE - DAILY
 - 5.1. I retrieve the data.
 - 5.2. I upload the exchange rate - Daily
 - 5.3. I check the exchange rate - Daily
- 6. I UPDATE THE RATE - MONTHLY
 - 6.1. I retrieve the data
 - 6.2. I upload the exchange rate - Monthly
 - 6.3. I check the exchange rate - Monthly

Scope

? Unknown Attachment

ERP

WP1

Frequency

? Unknown Attachment

References

OB08

Forms

Attachments

[Banco Central de Chile website](#)

*Previous OP << CL - Exchange Rate
update >> Next OP*

1. Objective and Scope

1.1. Objective of this Operation

This document explains the carry out of the update and upload the Foreign Currencies for Chile Companies using the information available in the Banco Central de Chile.

1.2. Scope

This procedure applies to Chile Companies in WP1.

2. Definitions

See Finance Glossary:

- WP1

3. Tasks description

For legal reason is necessary to update the system with the rates from Banco de Chile.

This procedure describes:

- How to get the exchange rate in the website of Banco de Chile;
- How to input the data in SAP - transaction ZRATEMOD;
- How to check if exchange rates are right -transaction : ZRATE;
- How to save the report image - transaction: OB08.

4. Periodicity

The LCLD exchange rate must be updated every business day at 10:00 am Curitiba time, using the rate from the previous business day.

For monthly exchange rates, LCLS, must be updated on the first business day of each month, using the rate of the previous business day.

These processes are described in detail in the sections below.

Observation





If the exchange rate and/or the site is unavailable please, contact Pilar Galarza from (e-mail: Galarza@solvay.com), in order to request the support and/or informing that the exchange rate will be update as soon as possible.

5. I UPDATE THE RATE - DAILY

5.1. I retrieve the data.

Access the website: <https://si3.bcentral.cl/Indicadoressiete/secure/Indicadoresdiarios.aspx>

In this screen the rates verified are for Dollar (USD), euros (EUR).

Seleccione fecha	<input type="text" value="05 Jul 2022"/>	
Unidad de Reajustabilidad		
Unidad de fomento (UF) 	33.152,68	Ver serie
Indice de valor promedio (IVP) 	33.618,99	Ver serie
Tipos de cambio		
Dólar observado 	927,53	Ver serie
Euro	966,88	Ver serie
Índice de Tipo de Cambio Multilateral	128,15	Ver serie
Otros tipos de cambio nominal		Ver lista

On this screen, select the option "Ver lista" (otros tipos de cambio nominal). The rates to be checked are: Nuevo Sol Peruano, Peso Mexicano and Real Brasileño.

Nuevo sol peruano	242,56
Peso mexicano	45,70
Real brasileño	174,41

Save these prints in the TAXAS DIARIAS spreadsheet

5.2. I upload the exchange rate - Daily

Run the transaction **ZRATEMOD** (system **WF1**) in order to upload to SAP the Exchange Rate.

In the transaction insert the following information:

- "Valid From" – Enter the current day date.
- "From Currency" – The rate is updated for the following currencies: **BRL, EUR, MXN, PEN** and **USD**.
- "Exch. Rate type" – The type of rate to be modified: **LCLD**.

Enter new exchange rates

Exchange rate / Exchange an amount

Valid from: 05.07.2022

From currency: BRL

To-currency: CLP

Exch.rate type: LCLD

Exchange Rate: 174,41000

05.07.2022

1 BRL = 174,41000 1 CLP

Press enter;

The system will inform the actual rate.

After that is necessary just to press  and . The new rate will be assumed by the system:

Do the same process for BRL, EUR, MXN, PEN and USD.

5.3. I check the exchange rate - Daily

Access the transaction: **ZRATE**

In the transaction, insert the following information:

- "DATE" – Enter the **previous day's** exchange rate.
- "From Currency" – The rate is updated for the following currencies: **BRL, EUR, MXN, PEN** and **USD**.
- "To Currency" – The currency for Chile is **CLP**
- "Exch. Rate type" – The type of rate to be modified: **LCLD**.

And check that the rates are updated correctly.

ZRATE: Conversion and exchange rate

Historical Graph Conversion Factors

Date: 05.07.2022

From currency (foreign c.): BRL

To currency (local c.): CLP

Exchange rate type (M, EURO..): LCLD

1,00 BRL

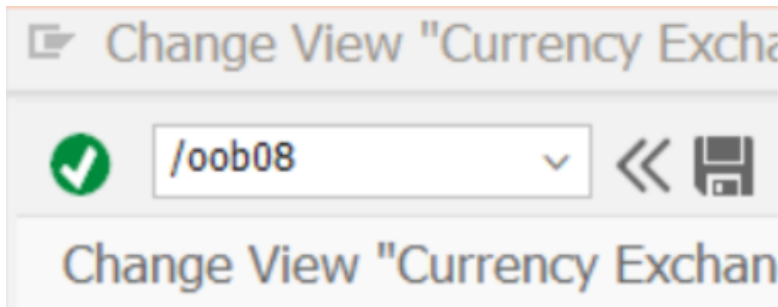
Result (on the current system)

Exchange Rate	1 BRL =	174,41000	1 CLP
Convert the amount	1,00 BRL =	174	CLP

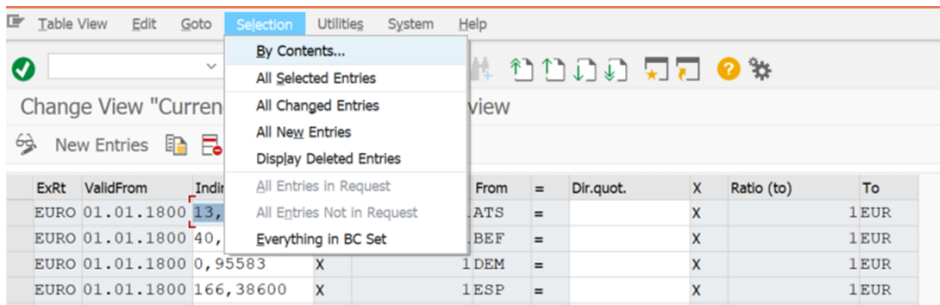
CD Date	Ratio From	Exchange Rate	Ratio To
TU 05.07.2022	1 BRL =	174,41000	1 CLP
MO 04.07.2022	1 BRL =	176,39000	1 CLP
FR 01.07.2022	1 BRL =	179,20000	1 CLP
TH 30.06.2022	1 BRL =	176,99000	1 CLP
WE 29.06.2022	1 BRL =	171,86000	1 CLP
TU 28.06.2022	1 BRL =	173,94000	1 CLP
MO 27.06.2022	1 BRL =	172,22000	1 CLP
FR 24.06.2022	1 BRL =	172,22000	1 CLP
TH 23.06.2022	1 BRL =	172,20000	1 CLP
WE 22.06.2022	1 BRL =	170,29000	1 CLP

After verifying that the exchange rates are correct, access transaction **OB08**, save the report image and paste it into the TAXAS DIARIAS worksheet.

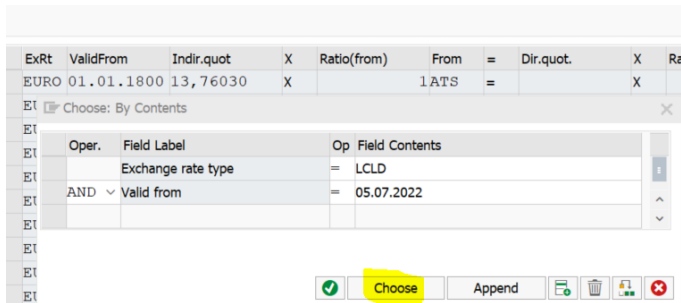
Access transaction **OB08**



Click in SELECTION, BY CONTENTS:



Select VALID FROM (date of day) e EXCHANGE RATE TYPE (LCLD)



When the rates appear, check if they are correct based on the print of the rates extracted from the link mentioned above, if everything is ok, give a PRINT.

Other View	Display -> Change	Change -> Display	Ctrl+F4	Save	Ctrl+S	Transport	Print	Ctrl+P	Exit	Shift+F3
LCLD	05.07.2022	X	Ratio(from)	From	=	Dir.quot.	X	Ratio (to)	To	
		X		1 BRL	=	174,41000	X		1 CLP	
		X		1 EUR	=	966,88000	X		1 CLP	
		X		1 MXN	=	45,70000	X		1 CLP	
		X		1 PEN	=	242,56000	X		1 CLP	
		X		1 USD	=	927,53000	X		1 CLP	

Save the report image, and paste it in the TAXAS DIARIAS spreadsheet.

ExRt	From	To	Valid from	Exch. Rate
LCLD	BRL	CLP	05.07.2022	174,41000
LCLD	EUR	CLP	05.07.2022	966,88000
LCLD	MXN	CLP	05.07.2022	45,70000
LCLD	PEN	CLP	05.07.2022	242,56000
LCLD	USD	CLP	05.07.2022	927,53000



Exchange rate data for CL (Chile) is fed daily into the spreadsheet: TAXAS DIARIAS. Below is a link to access a conference if necessary:


https://docs.google.com/spreadsheets/d/1u5lr_oJBYo_uaAwSQL-2nqS2dwV3pjrQ/edit#gid=1210826692

6. I UPDATE THE RATE - MONTHLY

6.1. I retrieve the data

Access the website: <https://si3.bcentral.cl/Indicadoresiete/secure/Indicadoresdiarios.aspx>.

In this screen the rates verified are for Dollar (USD), euros (EUR).

Seleccione fecha 

Unidad de Reajustabilidad		
Unidad de fomento (UF) 	33.099,99	Ver serie
Índice de valor promedio (IVP) 	33.569,68	Ver serie

Tipos de cambio		
Dólar observado 	932,08	Ver serie
Euro	976,72	Ver serie
Índice de Tipo de Cambio Multilateral	129,16	Ver serie
Otros tipos de cambio nominal		Ver lista

On this screen, select the option "Ver lista" (otros tipos de cambio nominal). The rate to be verified is the Nuevo Real Brasileño.

Real brasileño 179,20

Save these prints in the **CL - Exchange Rate Update 2022 spreadsheet**.

The rate LCLS is retrieved for Dollar (USD); Euro (EUR) and Real Brasileño (BRL).


6.2. I upload the exchange rate - Monthly


Execute the transaction ZRATEMOD (WP1 system) to load the Exchange Rate into SAP.



In the transaction, enter the following information:

- "Valid from" – The date of the first business day of the month;
- "From Currency" – The rate is updated for the following currencies: USD, EUR, BRL;
- "Exch. Rate type" – The type of rate to be modified (LCLS);

Enter new exchange rates

Exchange rate / Exchange an amount 

Valid from	<input type="text" value="01.07.2022"/>	<input type="text" value="01.07.2022"/>
From currency	<input type="text" value="USD"/>	
To-currency	<input type="text" value="CLP"/>	
Exch.rate type	<input type="text" value="LCLS"/>	
Exchange Rate	<input type="text" value="932,08000"/>	← <input type="text" value="1 USD = 932,08000 1 CLP"/>

Press enter;

The system will inform the actual rate.

After that is necessary just to press  and . The new rate will be assumed by the system:

Repeat this process for USD, EUR and BRL.

6.3. I check the exchange rate - Monthly

Access the transaction: **ZRATE**

In the transaction, insert the following information:

- "DATE" – Enter the date of the first of the month/or the first business day of the month.
- "From Currency" – The rate is updated for the following currencies: **USD, EUR, BRL**;
- "To Currency" – The currency for Chile is **CLP**.
- "Exch. Rate type" – the type of rate to be modified: **LCLS**.

And check that the rates are updated correctly.

ZRATE: Conversion and exchange rate

Historical Graph Conversion Factors

Date: 01.07.2022

From currency (foreign c.): USD

To currency (local c.): CLP

Exchange rate type (M, EURO.): LCLS

Exchange Rate: 1 USD = 932,08000 = 1 CLP

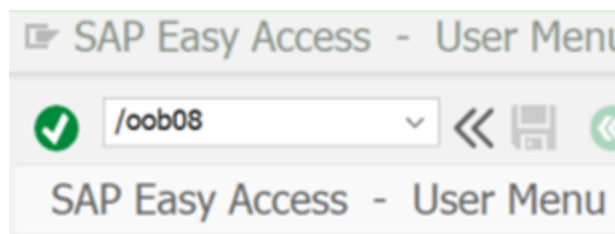
Convert the amount: 1,00 USD = 932 CLP

CD Date	Ratio From	Exchange Rate	Ratio To
FR 01.07.2022	1 USD	= 932,08000	1 CLP
WE 01.06.2022	1 USD	= 824,35000	1 CLP
MO 02.05.2022	1 USD	= 850,78000	1 CLP
FR 01.04.2022	1 USD	= 787,98000	1 CLP
TU 01.03.2022	1 USD	= 798,01000	1 CLP
TU 01.02.2022	1 USD	= 803,88000	1 CLP
SA 01.01.2022	1 USD	= 844,69000	1 CLP

Do the same for: USD, EUR, BRL.

After verifying that the exchange rates are correct, access transaction **OB08**, save the report image and paste it into the **CL - EXCHANGE RATE UPDATE MONTHLY 2022** worksheet.

Run the transaction **OB08** (system WP1) in order to upload to SAP the Exchange Rate.



Click in SELECTION, BY CONTENTS:

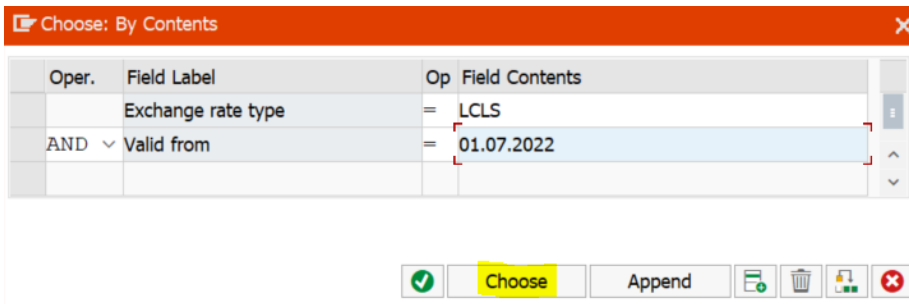
Selection Utilities System Help

By Contents...

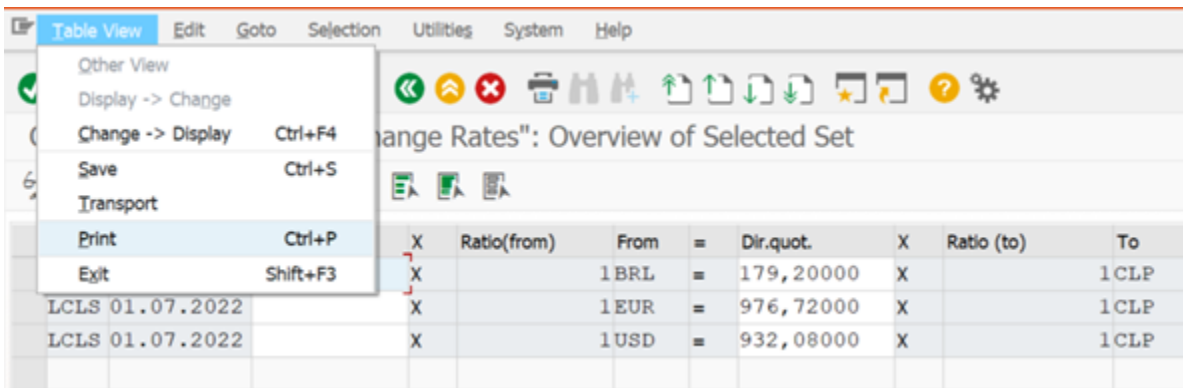
- All Selected Entries
- All Changed Entries
- All New Entries
- Display Deleted Entries
- All Entries in Request
- All Entries Not in Request
- Everything in BC Set

From	Dir.quot.	X	Ratio (to)	To
ATS	=	X		1 EUR
BEF	=	X		1 EUR
1DEM	=	X		1 EUR
1ESP	=	X		1 EUR

Select VALID FROM (date of day) e EXCHANGE RATE TYPE (LCLS)



When the rates appear, check if the base quoted on the rate form mentioned in the above link is correct, If everything is ok, give a PRINT.



Save the report image, and paste it in the CL - Exchange Rate Update 2022 Monthly spreadsheet.

ExRt	From	To	Valid from	Exch. Rate
LCLS	BRL	CLP	01.07.2022	179,20000
LCLS	EUR	CLP	01.07.2022	976,72000
LCLS	USD	CLP	01.07.2022	932,08000








i Exchange rate data for CL (Chile) is fed daily into the spreadsheet: CL - Exchange Rate Update 2022 Monthly. Below is a link to access a conference if necessary:

https://docs.google.com/spreadsheets/d/1kT2a_cuNfzuHo9Mf2fKpL1DQkLkhexyy/edit#gid=2070178838

End of document.

Workflow history

This view shows the 5 most recent entries. The complete workflow log is available from the 'Document Activity' menu item.

Oct 25, 2022	Actor	Type	Activity	Version
Published	 Pablo Alejandro de La Pena	State	changed state to Published at 6:16 pm	v32
Draft	 Pablo Alejandro de La Pena	State	gave <i>Approvers</i> approval at 6:16 pm	
Jul 14, 2022				
	 Carolina Faria	Edit	updated the page at 8:53 pm Other contributors: 	
Jul 12, 2022				
	 BRUNA SANTOS COLAÇO	State	assigned approval <i>Approvers</i> to  Pablo Alejandro de La Pena at 7:46 pm	
From Jun 14, 2022 to Jul 11, 2022				
	 Carolina Faria	Edit	updated the page at 4:00 pm	